

# DuraClik 2.00mm Wire-to-Board Connector System

**molex**

Now with automotive-grade DuraClik Robust Series Connectors that feature ISL, inertia lock and up to 100N retention force, the DuraClik family provides superior electrical contact reliability, mating retention and design flexibility for high-vibration applications

## Features and Advantages

**Different circuit options (2 to 15 for standard and TPA, 2 to 12 for ISL) in vertical and horizontal configurations**


Offers design flexibility

**Audible click sound on mating**


Provides mating confirmation

**Operating temperature**

Up to 105°C operating temperature range allows it to meet passenger compartment requirements



DuraClik Headers



DuraClik Standard Housing

**Wide solder tabs designed and tested to SAE automotive vibration standards**

Provides secure PCB retention that can withstand upward pull force of 100N (10kgf) to meet automotive vibration requirements

**Enclosed contact design**


Protects contact against dust and debris  
Avoids tangling during harness assembly

**Crimp terminal variation**

Gold and tin plating available

**Inner positive lock**

Provides secure mating and space savings  
Prevents latch breakage from wire tangling



DuraClik TPA Housing

**High operating temperature**

Up to 125°C operating temperature range allows it to meet high-level automotive passenger compartment requirements

**High operating temperature**


Up to 125°C operating temperature range allows it to meet high-level automotive passenger compartment requirements

**Inertia lock (2 to 8 circuits)**

Prevents half mating, providing secure mating assurance

**Terminal Position Assurance (TPA)**

Provides 20N terminal retention force and ensures secure terminal retention



DuraClik ISL Housing

**Independent Secondary Lock (ISL)**

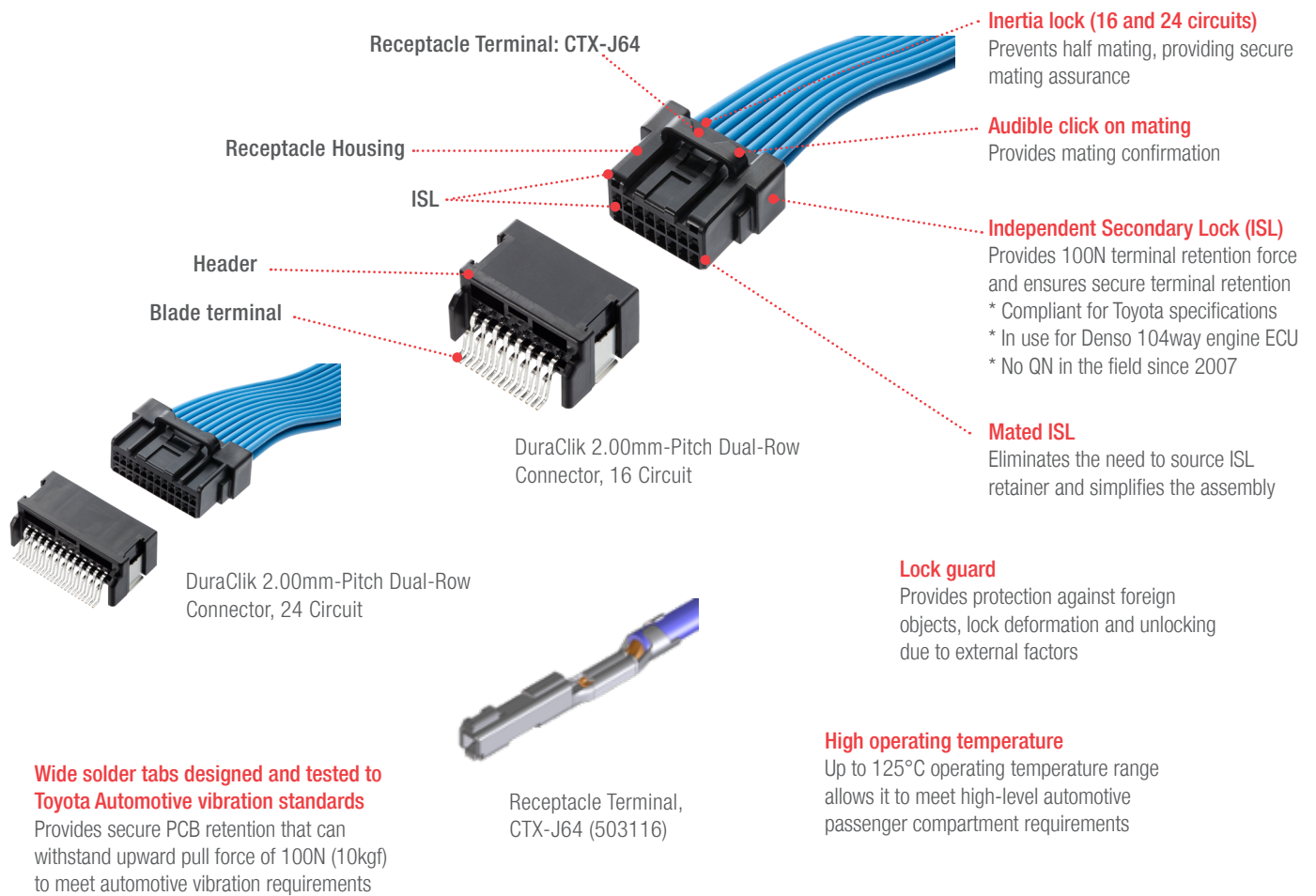
Can detect incomplete terminal insertion. Provides up to 50N of terminal retention force. Helps position terminals while meeting stringent automotive requirements

**Inner positive lock**

Provides secure mating and space savings. Prevents latch breakage from wire tangling

# DuraClik 2.00mm Wire-to-Board Connector System

**molex**



## Applications

### Automotive

- Gearshift
- Steering switch
- Meter system
- Door module
- Car navigation system
- Inner rear-view mirror
- Headlight
- Seat adjuster
- Rear combination lamp
- Battery Management System (BMS)
- Inverter fastener component

### Commercial Vehicle

- Tractor
  - Crane
  - Industrial machinery
  - Telematics module
  - Head-up display
- ### Consumer
- LED lighting
  - IH cooking heater



LED lighting



Gear shift



Telematics module

# DuraClik 2.00mm Wire-to-Board Connector System



## Specifications

### REFERENCE INFORMATION

Packaging:  
Header – Embossed tape  
Housing, Retainer – Bag  
Terminal – Reel  
Designed In: Millimeters  
RoHS: Yes  
Low Halogen: Yes

### ELECTRICAL

Voltage (max.): 125V  
Current (max.): 3.0A  
Contact Resistance (max.): 10 milliohms  
Dielectric Withstanding Voltage: 500V AC  
Insulation Resistance (min.): 1000 Megohms

### MECHANICAL

Contact Retention to Housing:  
Standard Version – 9.8N  
TPA Version – 20N  
ISL Version – 50N  
Robust Version – 100N

### PHYSICAL

Housing: Standard, ISL and Robust: PBT, TPA: PA  
Retainer: PBT  
Header Housing: Polyamide  
Header Terminal: Copper Alloy  
Terminal Contact: Phosphor Bronze  
Plating:  
Contact Area — Tin or Gold  
Solder Tail Area — Tin  
Underplating — Nickel  
Operating Temperature: -40 to +105°C (Standard)  
-40 to +125°C (ISL and TPA)  
-40 to +125°C (Robust Series)

## Ordering Information

### DuraClik Standard

Housing Natural	Housing, Black	Terminal	Circuit
<a href="#">502351-0200</a>	<a href="#">502351-0201</a>		2
<a href="#">502351-0300</a>	<a href="#">502351-0301</a>		3
<a href="#">502351-0400</a>	<a href="#">502351-0401</a>		4
<a href="#">502351-0500</a>	<a href="#">502351-0501</a>		5
<a href="#">502351-0600</a>	<a href="#">502351-0601</a>		6
<a href="#">502351-0700</a>	<a href="#">502351-0701</a>	50212-8000 Tin Plating 24 to 30 AWG	7
<a href="#">502351-0800</a>	<a href="#">502351-0801</a>	560085-0101 Tin Plating 22 to 26 AWG	8
<a href="#">502351-0900</a>			9
<a href="#">502351-1000</a>		56161-8081 Gold Plating 22 to 26 AWG	10
<a href="#">502351-1100</a>			11
<a href="#">502351-1200</a>			12
<a href="#">502351-1300</a>			13
<a href="#">502351-1400</a>			14
<a href="#">502351-1500</a>			15

### DuraClik TPA

Retainer, Gray	Housing, Black	Housing, White	Terminal	Circuit
<a href="#">505152-0200</a>	<a href="#">505151-0200</a>	<a href="#">505151-0201</a>		2
<a href="#">505152-0300</a>	<a href="#">505151-0300</a>	<a href="#">505151-0301</a>		3
<a href="#">505152-0400</a>	<a href="#">505151-0400</a>	<a href="#">505151-0401</a>		4
<a href="#">505152-0500</a>	<a href="#">505151-0500</a>	<a href="#">505151-0501</a>		5
<a href="#">505152-0600</a>	<a href="#">505151-0600</a>	<a href="#">505151-0601</a>		6
<a href="#">505152-0700</a>	<a href="#">505151-0700</a>	<a href="#">505151-0701</a>	505153-8000 Tin Plating 22, 24 AWG	7
<a href="#">505152-0800</a>	<a href="#">505151-0800</a>	<a href="#">505151-0801</a>		8
<a href="#">505152-0900</a>	<a href="#">505151-0900</a>	<a href="#">505151-0901</a>	505487-8000 Gold Plating 22, 24 AWG	9
<a href="#">505152-1000</a>	<a href="#">505151-1000</a>	<a href="#">505151-1001</a>		10
<a href="#">505152-1100</a>	<a href="#">505151-1100</a>	<a href="#">505151-1101</a>		11
<a href="#">505152-1200</a>	<a href="#">505151-1200</a>	<a href="#">505151-1201</a>		12
<a href="#">505152-1300</a>	<a href="#">505151-1300</a>	<a href="#">505151-1301</a>		13
<a href="#">505152-1400</a>	<a href="#">505151-1400</a>	<a href="#">505151-1401</a>		14
<a href="#">505152-1500</a>	<a href="#">505151-1500</a>	<a href="#">505151-1501</a>		15

# DuraClik 2.00mm Wire-to-Board Connector System



## Ordering Information

### DuraClik ISL and DuraClik Robust

Retainer, Gray	Retainer, Black	Housing, White	Housing, Black	Housing, Red	Housing, Blue	Terminal	Circuit
<a href="#">560125-0200</a>		<a href="#">560123-0200</a>	<a href="#">560123-0201</a>	<a href="#">560123-0202</a>	<a href="#">560123-0204</a>	560124-0101 Tin plating AVSS 0.3mm <sup>2</sup> FLRY-A 0.35mm <sup>2</sup> Mocar150C 0.35mm <sup>2</sup> 560124-013X Gold plating AVSS 0.3mm <sup>2</sup> FLRY-A 0.35mm <sup>2</sup> Mocar150C 0.35mm <sup>2</sup>	2
<a href="#">560125-0300</a>	<a href="#">560125-0301</a>	<a href="#">560123-0300</a>	<a href="#">560123-0301</a>	<a href="#">560123-0302</a>	<a href="#">560123-0304</a>		3
<a href="#">560125-0400</a>		<a href="#">560123-0400</a>	<a href="#">560123-0401</a>	<a href="#">560123-0402</a>	<a href="#">560123-0404</a>		4
<a href="#">560125-0500</a>		<a href="#">560123-0500</a>	<a href="#">560123-0501</a>				5
<a href="#">560125-0600</a>	<a href="#">560125-0601</a>	<a href="#">560123-0600</a>	<a href="#">560123-0601</a>	<a href="#">560123-0602</a>	<a href="#">560123-0604</a>		6
<a href="#">560125-0800</a>		<a href="#">560123-0800</a>	<a href="#">560123-0801</a>	<a href="#">560123-0802</a>	<a href="#">560123-0804</a>		8
		<a href="#">560123-0900</a>					9
<a href="#">560125-1000</a>		<a href="#">560123-1000</a>					10
<a href="#">560125-1200</a>		<a href="#">560123-1200</a>	<a href="#">560123-1201</a>				12
			<a href="#">206583-0161</a>				16
			<a href="#">206583-0241</a>			24	

### DuraClik Headers

Right Angle Header					Circuit
Natural, Tin	Black, Tin	Red, Tin	Blue, Tin	Natural, Gold	
<a href="#">502352-0200</a>	<a href="#">502352-0201</a>	<a href="#">502352-0202</a>	<a href="#">502352-0203</a>	<a href="#">502352-0210</a>	2
<a href="#">502352-0300</a>	<a href="#">502352-0301</a>	<a href="#">502352-0302</a>	<a href="#">502352-0303</a>	<a href="#">502352-0310</a>	3
<a href="#">502352-0400</a>	<a href="#">502352-0401</a>	<a href="#">502352-0402</a>	<a href="#">502352-0403</a>	<a href="#">502352-0410</a>	4
<a href="#">502352-0500</a>	<a href="#">502352-0501</a>			<a href="#">502352-0510</a>	5
<a href="#">502352-0600</a>	<a href="#">502352-0601</a>	<a href="#">502352-0602</a>	<a href="#">502352-0603</a>	<a href="#">502352-0610</a>	6
<a href="#">502352-0700</a>	<a href="#">502352-0701</a>			<a href="#">502352-0710</a>	7
<a href="#">502352-0800</a>	<a href="#">502352-0801</a>	<a href="#">502352-0802</a>	<a href="#">502352-0803</a>	<a href="#">502352-0810</a>	8
<a href="#">502352-0900</a>	<a href="#">502352-0901</a>	<a href="#">502352-0902</a>	<a href="#">502352-0903</a>	<a href="#">502352-0910</a>	9
<a href="#">502352-1000</a>				<a href="#">502352-1010</a>	10
<a href="#">502352-1100</a>				<a href="#">502352-1110</a>	11
<a href="#">502352-1200</a>				<a href="#">502352-1210</a>	12
<a href="#">502352-1300</a>				<a href="#">502352-1310</a>	13
<a href="#">502352-1400</a>				<a href="#">502352-1410</a>	14
<a href="#">502352-1500</a>				<a href="#">502352-1510</a>	15
<a href="#">206584-0161</a>					16
<a href="#">206584-0241</a>					24

# DuraClik 2.00mm Wire-to-Board Connector System



## Ordering Information

### DuraClik Headers

Vertical Header					Circuit
Natural, Tin	Black, Tin	Red, Tin	Blue, Tin	Natural, Gold	
<a href="#">560020-0220</a>	<a href="#">560020-0221</a>	<a href="#">560020-0222</a>	<a href="#">560020-0223</a>	<a href="#">560020-0230</a>	2
<a href="#">560020-0320</a>	<a href="#">560020-0321</a>	<a href="#">560020-0322</a>	<a href="#">560020-0323</a>	<a href="#">560020-0330</a>	3
<a href="#">560020-0420</a>	<a href="#">560020-0421</a>	<a href="#">560020-0422</a>	<a href="#">560020-0423</a>	<a href="#">560020-0430</a>	4
<a href="#">560020-0520</a>				<a href="#">560020-0530</a>	5
<a href="#">560020-0620</a>	<a href="#">560020-0621</a>	<a href="#">560020-0622</a>	<a href="#">560020-0623</a>	<a href="#">560020-0630</a>	6
<a href="#">560020-0720</a>				<a href="#">560020-0730</a>	7
<a href="#">560020-0820</a>	<a href="#">560020-0821</a>	<a href="#">560020-0822</a>	<a href="#">560020-0823</a>	<a href="#">560020-0830</a>	8
<a href="#">560020-0920</a>				<a href="#">560020-0930</a>	9
<a href="#">560020-1020</a>				<a href="#">560020-1030</a>	10
<a href="#">560020-1120</a>				<a href="#">560020-1130</a>	11
<a href="#">560020-1220</a>				<a href="#">560020-1230</a>	12
<a href="#">560020-1320</a>				<a href="#">560020-1330</a>	13
<a href="#">560020-1420</a>				<a href="#">560020-1430</a>	14
<a href="#">560020-1520</a>				<a href="#">560020-1530</a>	15

[www.molex.com/link/duraclik.html](http://www.molex.com/link/duraclik.html)

Molex is a registered trademark of Molex, LLC in the United States of America and may be registered in other countries; all other trademarks listed herein belong to their respective owners.

单击下面可查看定价，库存，交付和生命周期等信息

[>>MOLEX](#)