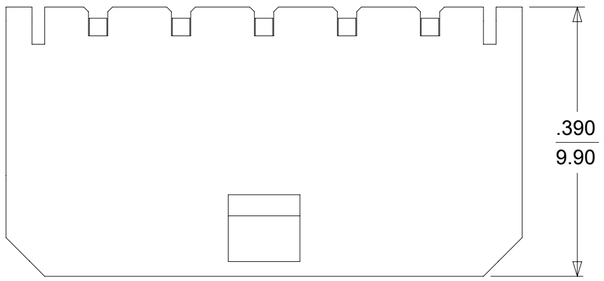

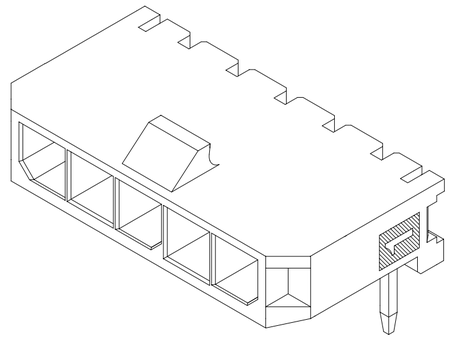

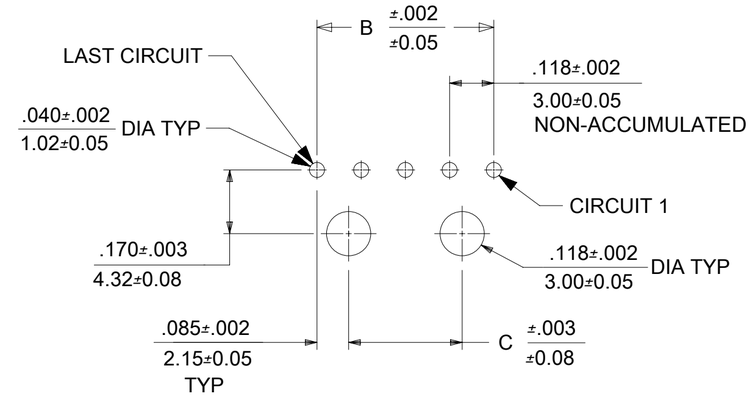

PCB LAYOUT: COMPONENT SIDE
RECOMMENDED PCB THICKNESS: .062/1.57
4-12 CIRCUIT HEADERS

CKTS	A	B	C
2	.380 / 9.65	.118 / 3.00	N/A
3	.498 / 12.65	.236 / 6.00	N/A
4	.616 / 15.65	.354 / 9.00	.185 / 4.70
5	.734 / 18.64	.472 / 12.00	.303 / 7.70
6	.852 / 21.64	.591 / 15.00	.421 / 10.70
7	.970 / 24.64	.709 / 18.00	.539 /13.70
8	1.088 / 27.64	.827 / 21.00	.657 / 16.70
9	12.06 / 30.63	.945 / 24.00	.776 / 19.70
10	1.325 / 33.66	1.063 / 27.00	.894 / 22.70
11	1.443 / 36.65	1.181 / 30.00	1.012 / 25.70
12	1.561 / 39.65	1.299 / 33.00	1.130 / 28.70

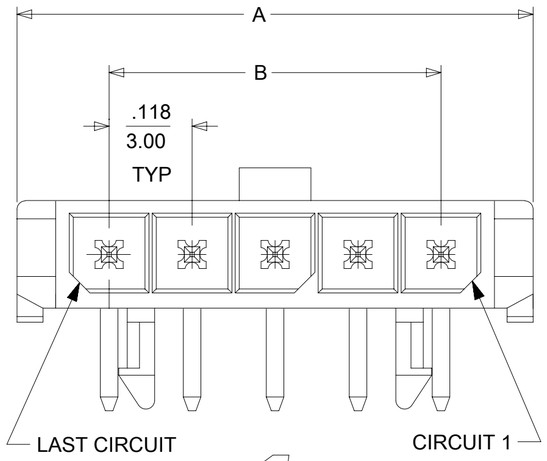

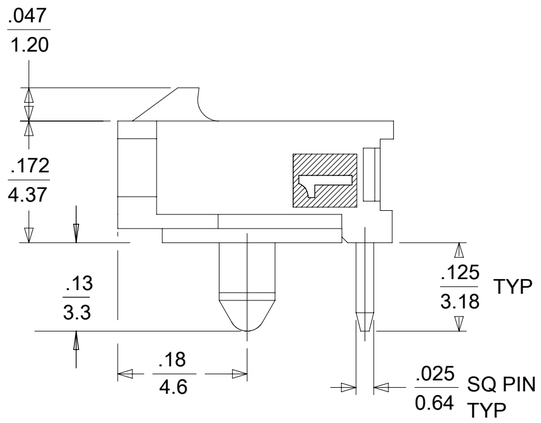

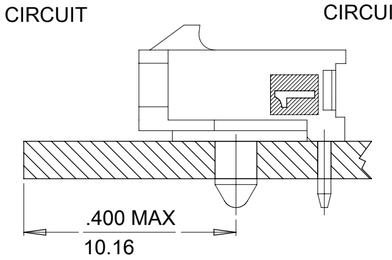

LOCATION DETAIL (SEE NOTE 6)

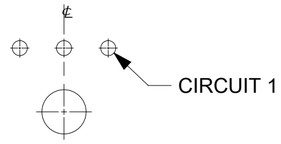

PCB LAYOUT: 3 CKT

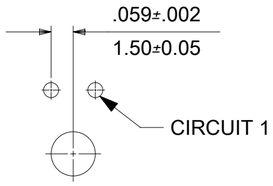

PCB LAYOUT: 2 CKT

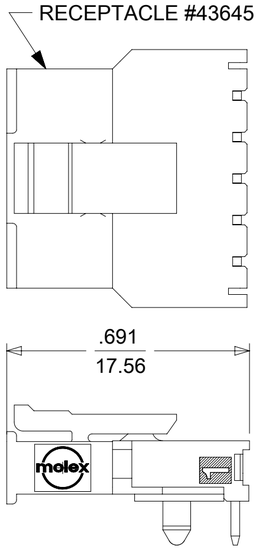

MATED MICRO FIT CONNECTOR

NOTES:

1. HOUSING MATERIAL: LIQUID CRYSTAL POLYMER, GLASS FILLED. UL94V-0,
   COLOR - BLACK
   TERMINAL MATERIAL: BRASS ALLOY
2. FINISH:
   A = .000060/(0.00152) MIN. REFLOWED MATTE TIN OVER
   .000050/(0.00127) MIN. NICKEL
   (FINISH IS BRIGHT IN APPEARANCE, THICKNESS AS APPLIED PRIOR TO REFLOW)

   B = .000015/(0.00038) MIN. SELECT GOLD IN CONTACT AREA
   .000100/(0.00254) MIN. SELECT MATTE TIN ON SOLDER TAILS BOTH OVER
   .000050/(0.00127) NICKEL OVERALL

   C = .000030/(0.00076) MIN. SELECT GOLD IN CONTACT AREA
   .000100/(0.00254) MIN. SELECT MATTE TIN ON SOLDER TAILS BOTH OVER
   .000050/(0.00127) NICKEL OVERALL

   D = .000100/(0.00254) MIN. MATTE TIN OVER
   .000050/(0.00127) MIN. NICKEL

3. PRODUCT SPECIFICATION: PS-43650
4. TRAY PACKAGED : SEE MOLEX DRAWING PK-70873-0321
5. MATES WITH MICRO FIT (3.0) RECEPTACLE SERIES 43645
6. TO AVOID INTERFERENCE BETWEEN RECEPTACLE AND PCB, HEADER MUST BE PLACED WITHIN .400/(10.16) MAX. FROM EDGE OF PCB, AS SHOWN IN LOCATION DETAIL.
7. PARTS CONFORM TO CLASS 'B' REQUIREMENTS OF COSMETIC SPECIFICATION PS-45499-002
8. TEXT ON PART IS FOR REFERENCE ONLY. TEXT AND TEXT LOCATION MAY VARY DEPENDING ON PART NUMBER AND/OR TOOL.

CKTS	FINISH A MATERIAL NUMBER	VOID CKT #	FINISH B MATERIAL NUMBER	VOID CKT #	FINISH C MATERIAL NUMBER	VOID CKT #	FINISH D MATERIAL NUMBER
02	43650-0200	N/A	43650-0201	N/A	43650-0202	N/A	43650-0237
03	43650-0300	N/A	43650-0301	N/A	43650-0302	N/A	
04	43650-0400	N/A	43650-0401	N/A	43650-0402	N/A	
05	43650-0500	N/A	43650-0501	N/A	43650-0502	N/A	
06	43650-0600	N/A	43650-0601	N/A	43650-0602	N/A	
07	43650-0700	N/A	43650-0701	N/A	43650-0702	N/A	
08	43650-0800	N/A	43650-0801	N/A	43650-0802	N/A	
09	43650-0900	N/A	43650-0901	N/A	43650-0902	N/A	
10	43650-1000	N/A	43650-1001	N/A	43650-1002	N/A	
11	43650-1100	N/A	43650-1101	N/A	43650-1102	N/A	
12	43650-1200	N/A	43650-1201	N/A	43650-1202	N/A	
03	43650-1300	2					
05					43650-1502	2,3,4	
09	43650-1900	2,4,5	43650-1901	2,4,6,8			
10					43650-2002	2,3,5,6,8,9	

QUALITY SYMBOLS
FA = 0
FC = 0
FD = 0
▼ = 0
C = 0
☒ = 0
■ = 0
E = 0

THIS DRAWING CONTAINS INFORMATION THAT IS PROPRIETARY TO MOLEX ELECTRONIC TECHNOLOGIES, LLC AND SHOULD NOT BE USED WITHOUT WRITTEN PERMISSION

ADD 43650-2002
EC NO: 113012 2017/02/02
DRWN: JQUILES 2017/08/24
CHK'D: SSOUSEK 2017/08/29
APPR: FSMITH
REV D7

GENERAL TOLERANCES (UNLESS SPECIFIED)

	MM	INCH
4 PLACES	±	±
3 PLACES	±	± 0.01
2 PLACES	± 0.25	± 0.014
1 PLACES	± 0.35	±
0 PLACES	±	±

ANGULAR TOL ± 0.5
DRAFT WHERE APPLICABLE MUST REMAIN WITHIN DIMENSIONS

DIMENSION UNITS: IN/MM
SCALE: N/A
DRWN BY: KSAMIEC DATE: 2000/07/07
CHK'D BY: MUELLER DATE: 2000/07/07
APPR BY: FSMITH DATE: 2016/03/18
DRAWING SIZE: C
THIRD ANGLE PROJECTION

molex®

MICROFIT(3.0) RIGHT ANGLE THRU HOLE PEGS
SINGLE ROW - TRAY

PRODUCT CUSTOMER DRAWING

SERIES	MATERIAL NUMBER	CUSTOMER
43650	SEE CHART	GENERAL MARKET

DOCUMENT NUMBER	DOC TYPE	DOC PART	SHEET NUMBER
SD-43650-001	PSD	000	1 OF 1

RELEASE STATUS | RELEASE DATE

Downloaded From Oneyac.com

FORMAT: Eng-tega-master-tb-prod-C
REVISION: C
DATE: 2016/02/04

单击下面可查看定价，库存，交付和生命周期等信息

>>MOLEX

Downloaded From Oneyac.com