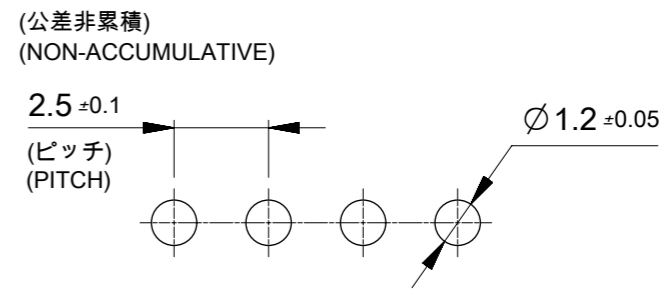
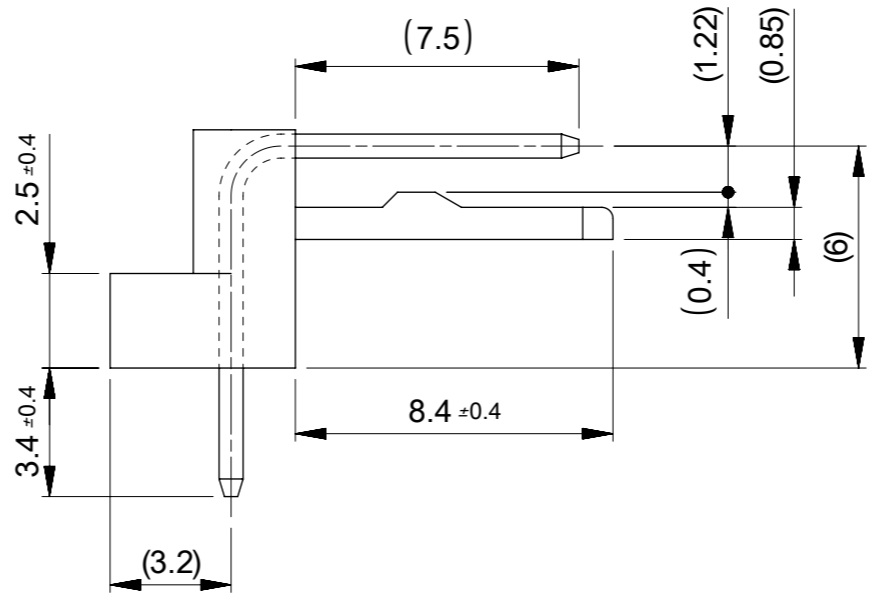
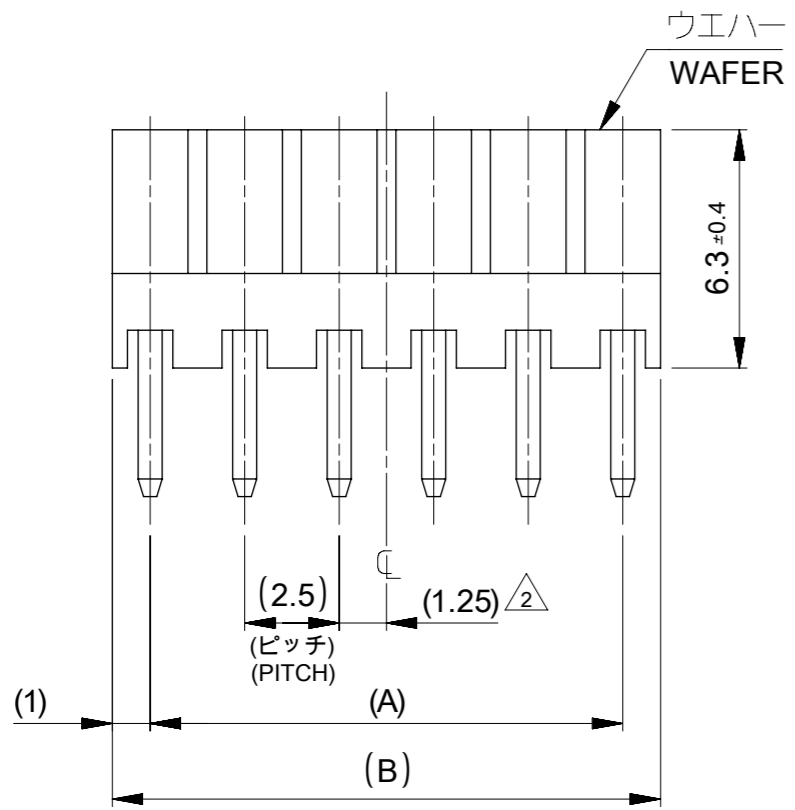


注記
NOTES:

- 材料(MATERIAL)
 ウェハー: ポリアミド, UL94V-0
 WAFER: POLYAMIDE, UL94V-0
 ピン: □0.635 黄銅、銅下地すずめっき
 PIN: □0.635 BRASS, TIN OVER COPPER PLATING.
- △全極数が偶数の場合のみ適用。
 APPLY FOR EVEN CIRCUITS PRODUCT ONLY.
- 本図面はSD-5046-NA REV-Jの再作成図面です。
 THIS DOCUMENT HAS BEEN RE-DRAWING BASED ON SD-5046-NA, REV-J.



基板取付穴推奨寸法
RECOMMENDED P.W.BOARD HOLE DIM.



37	35	22051152	5046-15A	15
34.5	32.5	22051142	5046-14A	14
32	30	22051132	5046-13A	13
29.5	27.5	22051122	5046-12A	12
27	25	22051112	5046-11A	11
24.5	22.5	22051102	5046-10A	10
22	20	22051092	5046-09A	9
19.5	17.5	22051082	5046-08A	8
17	15	22051072	5046-07A	7
14.5	12.5	22051062	5046-06A	6
12	10	22051052	5046-05A	5
9.5	7.5	22051042	5046-04A	4
7	5	22051032	5046-03A	3
4.5	2.5	22051022	5046-02A	2
(B)	(A)	ORDER NO.	ENG. NO.	CKT.

THIS DRAWING CONTAINS INFORMATION THAT IS PROPRIETARY TO MOLEX ELECTRONIC TECHNOLOGIES, LLC AND SHOULD NOT BE USED WITHOUT WRITTEN PERMISSION

DIMENSION UNITS mm	SCALE 5:1	CURRENT REV DESC: REVISED&REDRAWING		
GENERAL TOLERANCES (UNLESS SPECIFIED)		 KK 2.5 RIGHT ANGLE WAFER ASS'Y PRODUCT CUSTOMER DRAWING		
ANGULAR TOL	± °			
4 PLACES	±			
3 PLACES	±			
2 PLACES	± 0.2	EC NO: 603664	2018/04/17	DOCUMENT NUMBER 50460002
1 PLACE	± 0.2	DRWN: TAKAIKE	2019/06/21	DOC TYPE PSD
0 PLACES	± 0.2	CHK'D: SAKIYAMA	2019/06/21	DOC PART 000
DRAFT WHERE APPLICABLE MUST REMAIN WITHIN DIMENSIONS		APPR: KOMURAKAMI	2019/06/21	REVISION A
THIRD ANGLE PROJECTION		INITIAL REVISION:	MATERIAL NUMBER SEE CHART	
DRAWING		DRWN: TAKAIKE	CUSTOMER GENERAL	
SERIES A3-SIZE		APPR: KOMURAKAMI	SHEET NUMBER 1 OF 1	
5046				

单击下面可查看定价，库存，交付和生命周期等信息

[>>MOLEX](#)