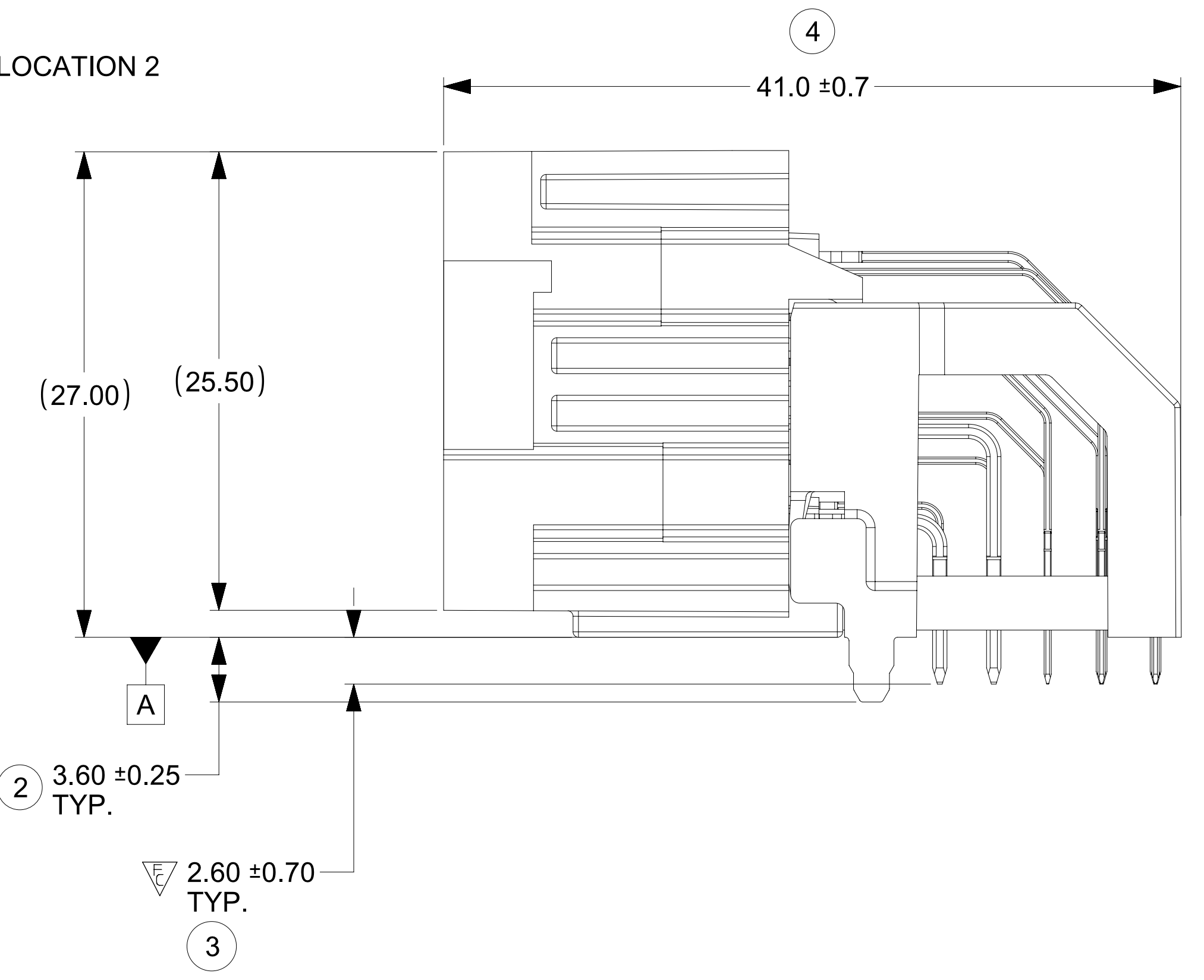
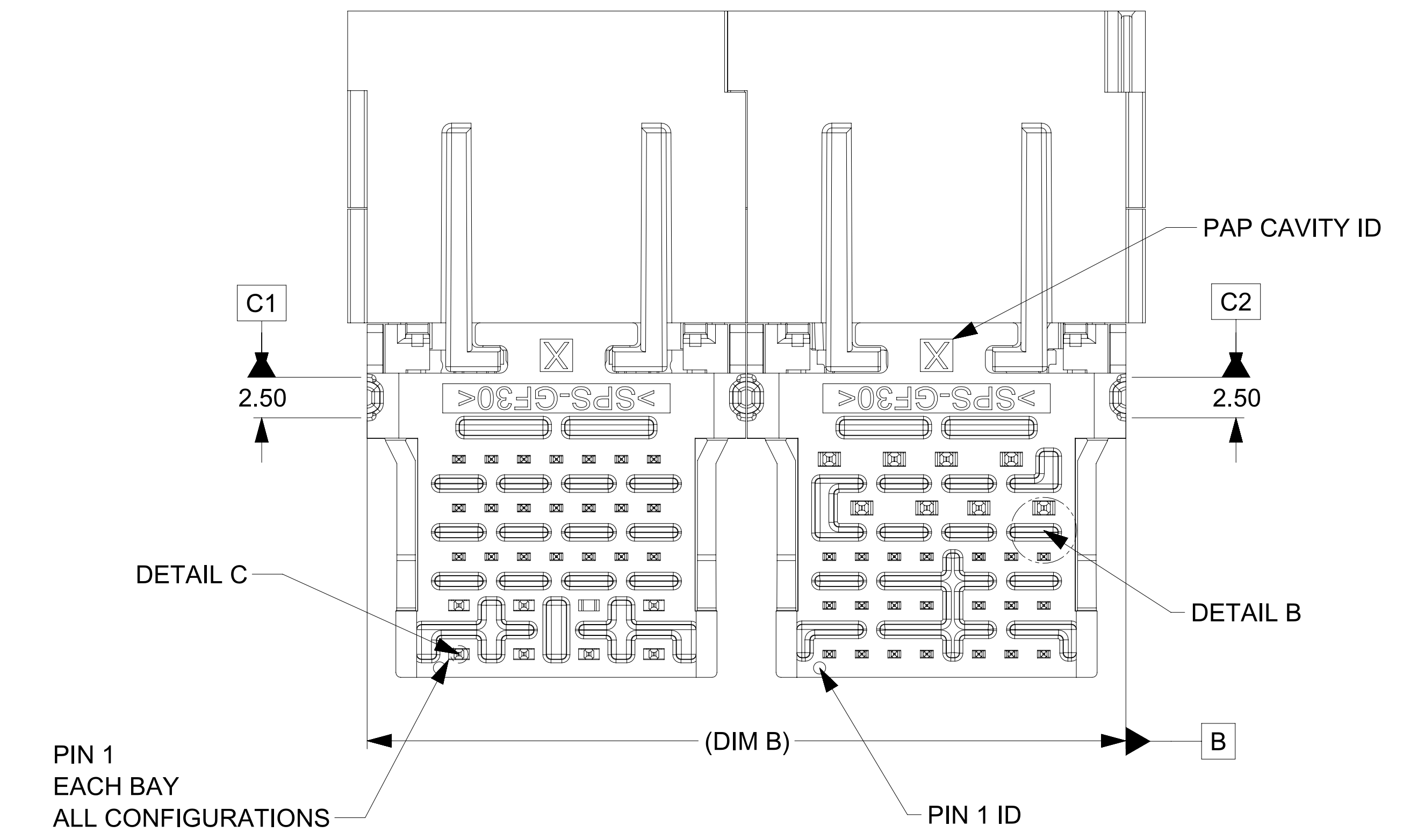
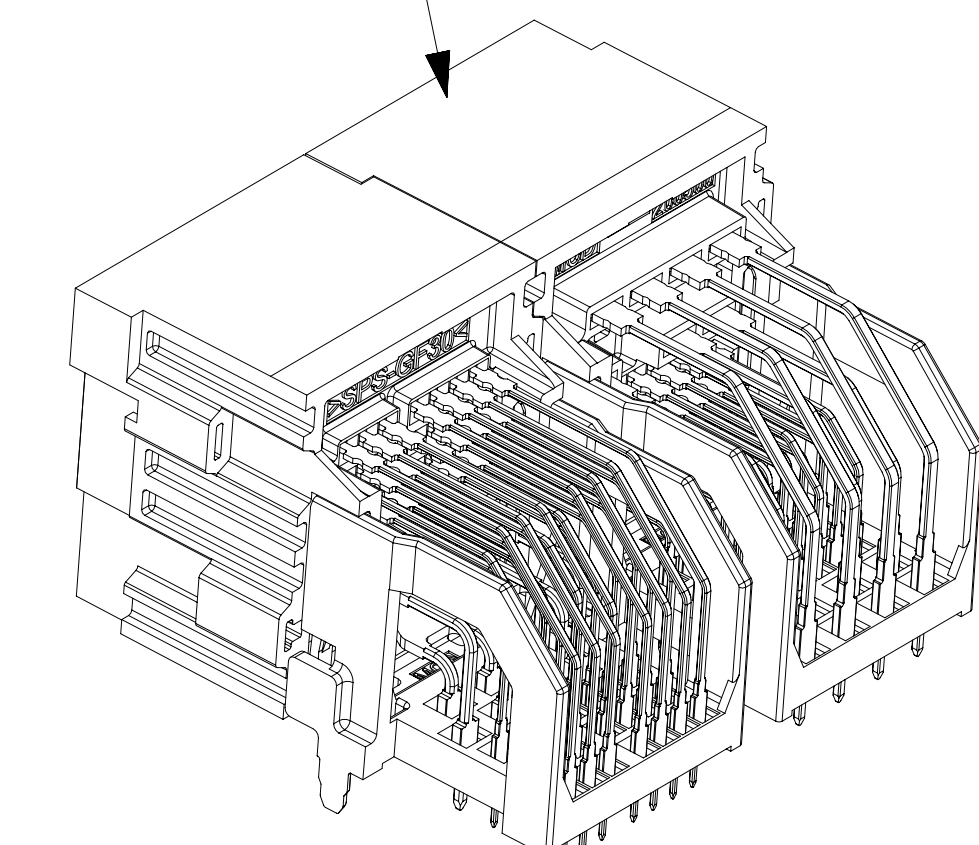


SEE INTERFACE DRAWING(SEE CHART) FOR POCKET DETAILS
SEE NOTE 3.7



MARKING THIS HALF OF THIS SURFACE, BAY 1 (SEE NOTE 4.3)



BAY QTY	DIM A	DIM B
2	49.1	46.7
3	72.5	70.1
4	95.9	93.5
5	119.3	116.9
6	142.7	140.3
7	166.1	163.7

- NOTES: VALID UNLESS OTHERWISE SPECIFIED
- GENERAL:
 - APPLICATION SPECIFICATION 2005060000-AS
 - PRODUCT SPECIFICATION 2005060001-PS CLASSIFICATIONS T1V1S1 TO GMW 3191 2012
 - PACKAGING SPECIFICATION PER MOLEX DRAWING
TUBE PACKAGING: 2005028100
TRAY PACKAGING: 2005062105-PK
 - DESIGN - MATERIALS: SEE COMPONENT DRAWINGS
 - HOUSING: SPS 30% GF
 - BLADE TERMINALS:
 - 0.5MM BLADES
BASE MATERIAL: COPPER ALLOY
CONDUCTIVITY > 28% IACS @ 20°C
UNDERPLATE: OVERALL NICKEL
OVERPLATE: OVERALL TIN
 - 1.2MM BLADES
BASE MATERIAL: COPPER ALLOY
CONDUCTIVITY > 28% IACS @ 20°C
UNDERPLATE: OVERALL NICKEL
OVERPLATE: OVERALL TIN
 - 2.8MM BLADES
BASE MATERIAL: COPPER ALLOY
CONDUCTIVITY > 40% IACS @ 20°C
UNDERPLATE: OVERALL NICKEL
OVERPLATE: OVERALL TIN
 - DESIGN - GEOMETRY:
 - ALL GRAPHIC DATA IS BASIC (NO TOLERANCE) AND MUST BE TAKEN FROM THE DATA FILE AT ITS LATEST REVISION.
 - PRODUCT DESIGN MODEL NUMBER: SEE CHART. MODEL NUMBERS SAME AS PART NUMBERS
 - GEOMETRIC DIMENSIONS AND TOLERANCES PER ASME Y14.5-2009
 - EDGES OF UNDEFINED SHAPE PER ISO 13715
 - CORNERS SHOWN AS SHARP TO BE R 0.4 MAX.
 - LETTERING SHALL BE MAX POSSIBLE FOR READABILITY. THIS INCLUDES RECYCLING CODE, CAVITY ID,VENDOR IDENTIFICATION, AND CUSTOMER MATERIAL NUMBER.
 - FOR BAY/POCKET DEFINITION SEE MOLEX INTERFACE DRAWINGS IN CHART. FUNCTIONAL APPLIES TO ALL FUNCTIONALS IN INTERFACE DRAWINGS.
 - G** DENOTES DIMENSIONS TO BE QUALIFIED WITH GAGE FOR PPAP AND IN PROCESS QUALITY CHECKS.
 - DESIGN - MANUFACTURING:
 - VISUAL DEFECTS SHALL MEET MOLEX COSMETIC STANDARD PS-45499-002 (CLASS B)
 - REFLOW SOLDERABILITY PER SMES-152
 - LASER ETCHED PART MARKING (1.5mm HEIGHT) CODED AS FOLLOWS
ROW 1: "YYDDHHMMSS"
- DATE AND TIME CODE
ROW 2: "XXXX" OR "XXXX_X"
- "XXXX" IS LAST 5 DIGITS OF PART NO AND DENOTES ORIGINAL ASSEMBLY LINE
- "_X" DENOTES CAPACITY ASSEMBLY LINE SUCH AS "_B" OR MORE IN FUTURE

INSPECTION BALLOON NUMBER LOG
PER DRAWING REVISION: D8
LAST BALLOON NUMBER: 16
ADDED BALLOON NUMBER: NONE
DELETED BALLOON NUMBER: NONE

SEE SHEET 2	
REVISION	DESCRIPTION

FUNCTIONAL SYMBOLS	THIS DRAWING CONTAINS INFORMATION THAT IS PROPRIETARY TO MOLEX ELECTRONIC TECHNOLOGIES, LLC AND SHOULD NOT BE USED WITHOUT WRITTEN PERMISSION	
$F_A = 0$	DIMENSION UNITS	SCALE
$F_C = 2$	mm	4:1
$F_D = 0$	CURRENT REV DESC: SEE REVISION TABLE	
DIVISIONAL SYMBOLS	GENERAL TOLERANCES (UNLESS SPECIFIED)	
	ANGULAR TOL $\pm 0.5^\circ$	
	4 PLACES	\pm
	3 PLACES	\pm
	2 PLACES	± 0.130
	1 PLACE	± 0.25
	0 PLACES	± 1.00
	DRAFT WHERE APPLICABLE MUST REMAIN WITHIN DIMENSIONS	THIRD ANGLE PROJECTION

STATUS: Production	2024-06-24
DRWN: Raghu GV	2024-06-24
CHK'D: Yann Chen	2024-06-25
APPR: Ringo Hu	

molex

STAK50H MOD HDR RA MULTI-BAY ASSEM

PRODUCT SALES DRAWING

DOCUMENT NUMBER	DOC TYPE	DOC PART	REVISION
2005060000	PSD	000	D8

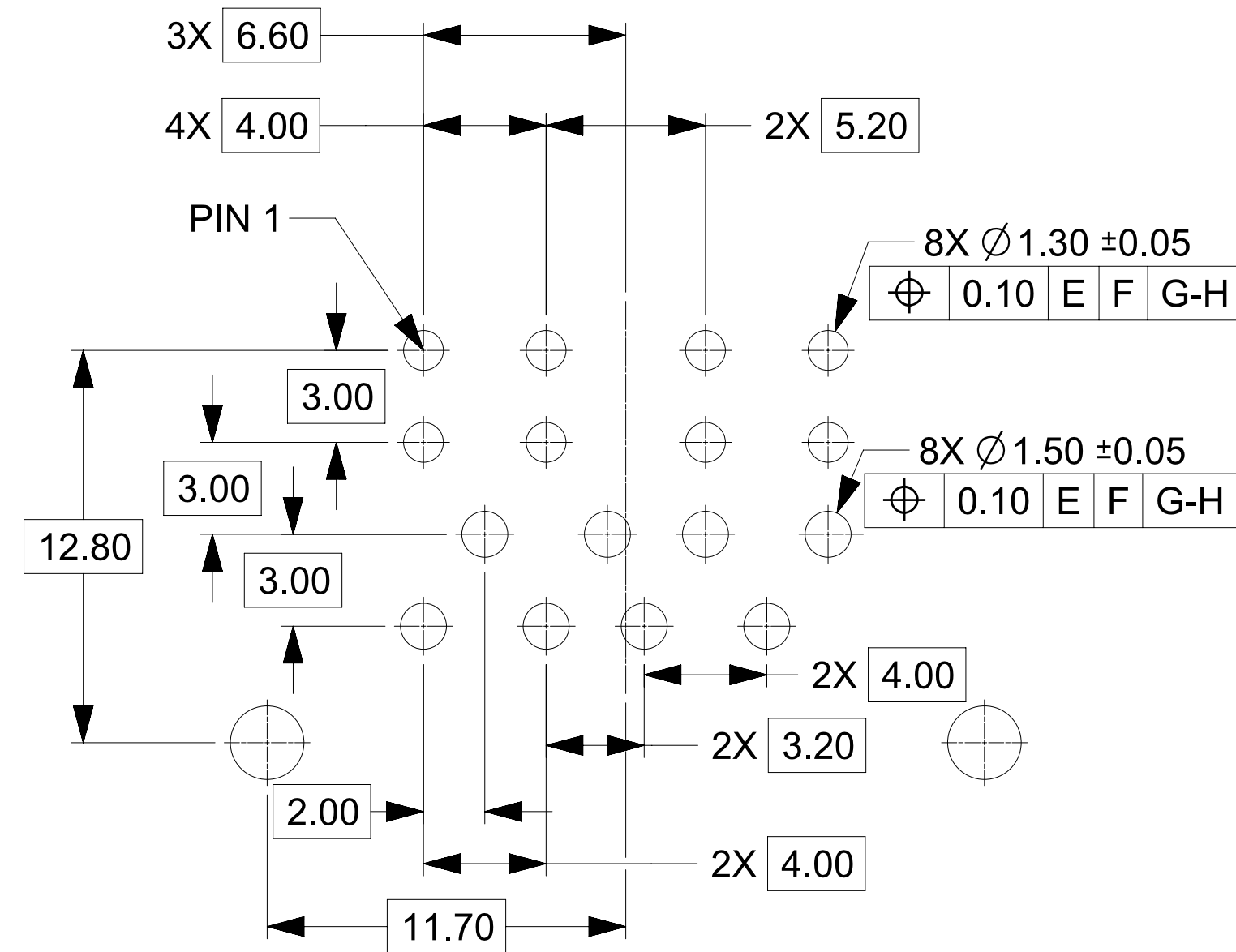
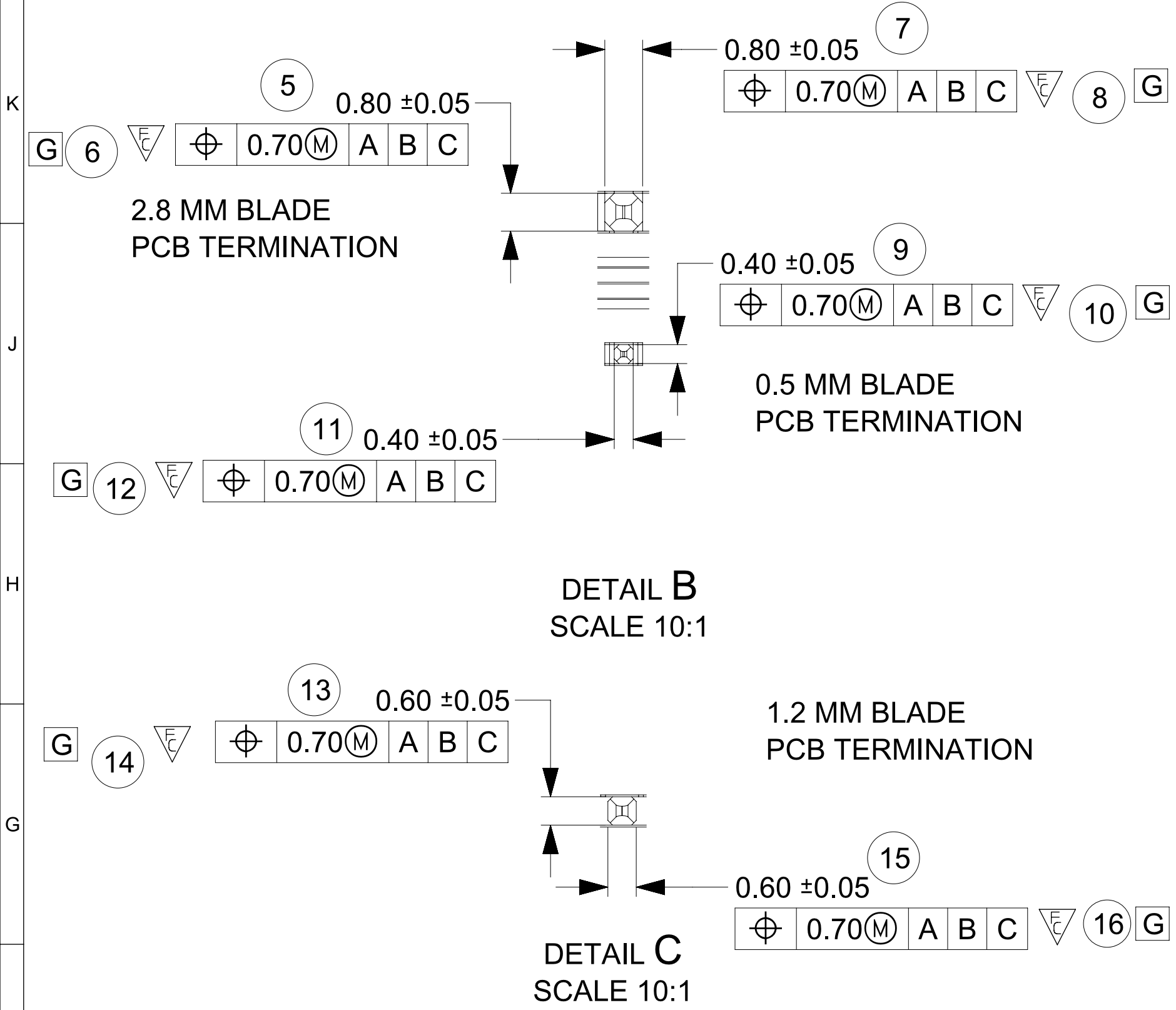
DRAWING	SERIES	MATERIAL NUMBER	CUSTOMER	SHEET NUMBER
D-SIZE	200506	SEE TABLE		1 OF 5

	ASSEMBLY PART NO. TUBE PACKAGING 2005028100	ASSEMBLY PART NO. TRAY PACKAGING 2005062105-PK	SINGLE BAY ASSEMBLY PART NUMBER PER LOCATION						
			1	2	3	4	5	6	7
	2005062039	2005062539	2005020273	2005020274	-----NA-----	-----NA-----	-----NA-----	-----NA-----	-----NA-----
	2005064010	2005064510	2005020251	2005021231	2005020271	2005020272	-----NA-----	-----NA-----	-----NA-----
	2005065008	2005065508	2005020322	2005020321	2005020121	2005020251	2005020253	-----NA-----	-----NA-----
	2005065009	2005065509	2005020254	2005020252	2005020122	2005020324	2005020323	-----NA-----	-----NA-----
	2005062040	2005062540	2005020323	2005020321	-----NA-----	-----NA-----	-----NA-----	-----NA-----	-----NA-----

ⓀD8

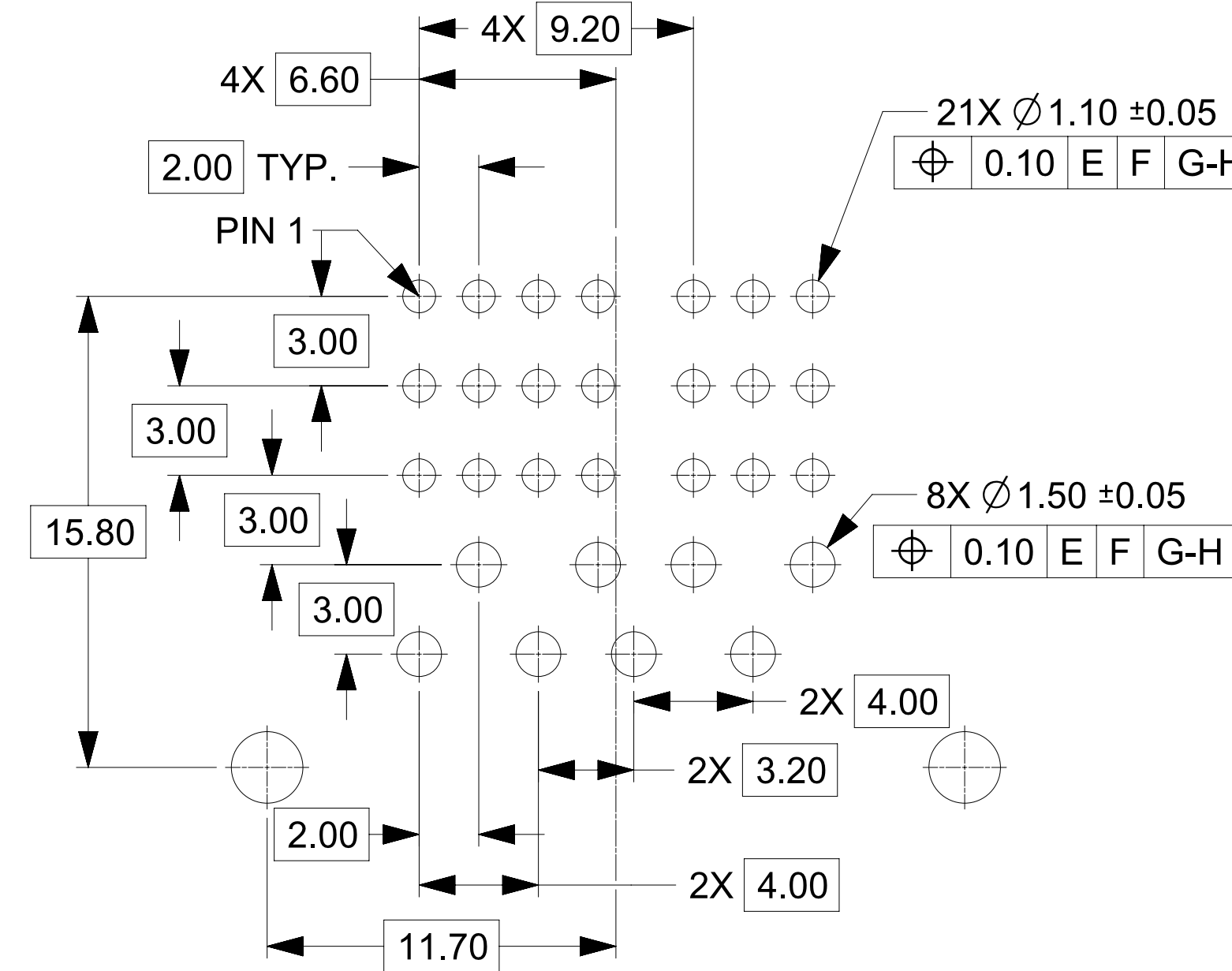
FUNCTIONAL SYMBOLS FA = 0 FC = 0 FD = 0 DIVISIONAL SYMBOLS	THIS DRAWING CONTAINS INFORMATION THAT IS PROPRIETARY TO MOLEX ELECTRONIC TECHNOLOGIES, LLC AND SHOULD NOT BE USED WITHOUT WRITTEN PERMISSION			CURRENT REV DESC: SEE REVISION TABLE			 STAK50H MOD HDR RA MULTI-BAY ASSEM PRODUCT SALES DRAWING					
	DIMENSION UNITS	SCALE										
	GENERAL TOLERANCES (UNLESS SPECIFIED)			STATUS: Production DRWN: Raghu GV CHK'D: Yann Chen APPR: Ringo Hu						2024-06-24 2024-06-24 2024-06-25		
	ANGULAR TOL ± 0.5°											
4 PLACES ±												
3 PLACES ±												
2 PLACES ± 0.130			THIRD ANGLE PROJECTION			DRAWING						
1 PLACE ± 0.25			THIRD ANGLE PROJECTION			SERIES						
0 PLACES ± 1.00			DRAFT WHERE APPLICABLE MUST REMAIN WITHIN DIMENSIONS			MATERIAL NUMBER						
						CUSTOMER						
						SHEET NUMBER						
						3 OF 5						
						2005060000 PSD 000 D8						

TYPICAL PCB TERMINATIONS
 SIZE AND TRUE POSITION TOLERANCES
 SEE INDIVIDUAL SINGLE BAY DRAWINGS
 FOR LOCATIONS (CHART ON SHEET 1)
 PARTS TO BE CHECKED WITH FUNCTIONAL GAGE
 SEE NOTE 3.8



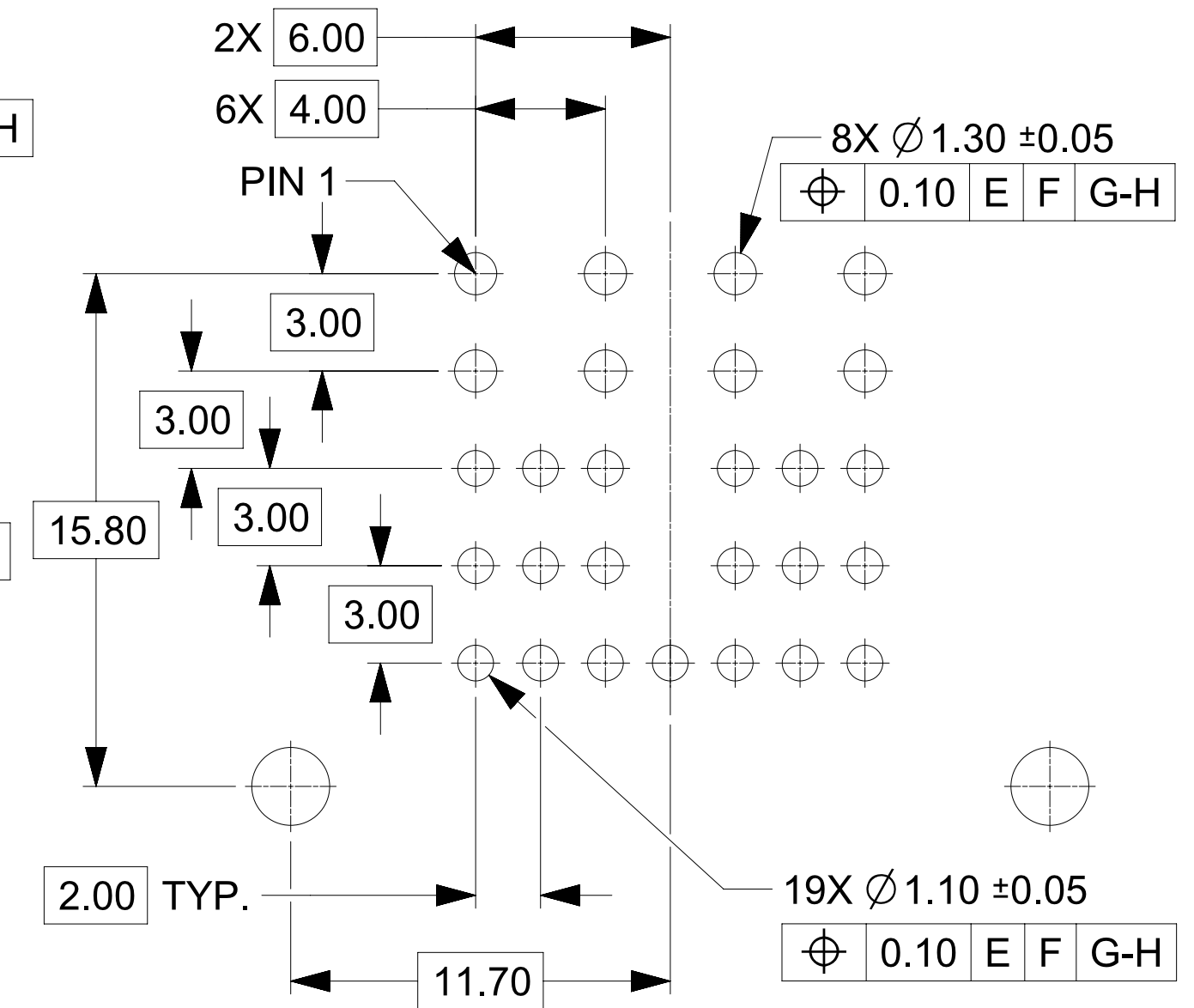
12 WAY

2005020121
 2005020122
 2005020123
 2005020124



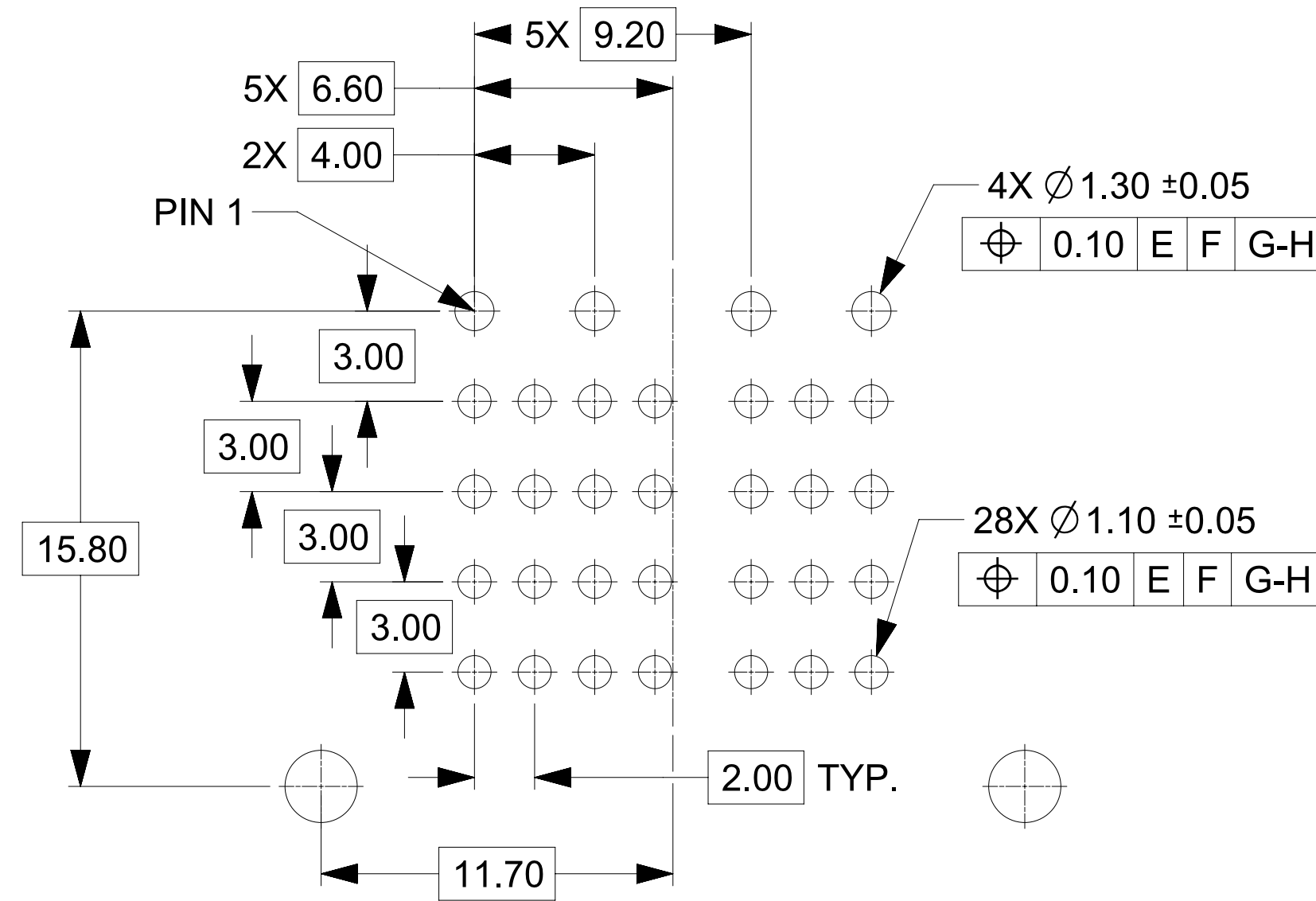
25 WAY

2005020251
 2005020252
 2005020253
 2005020254



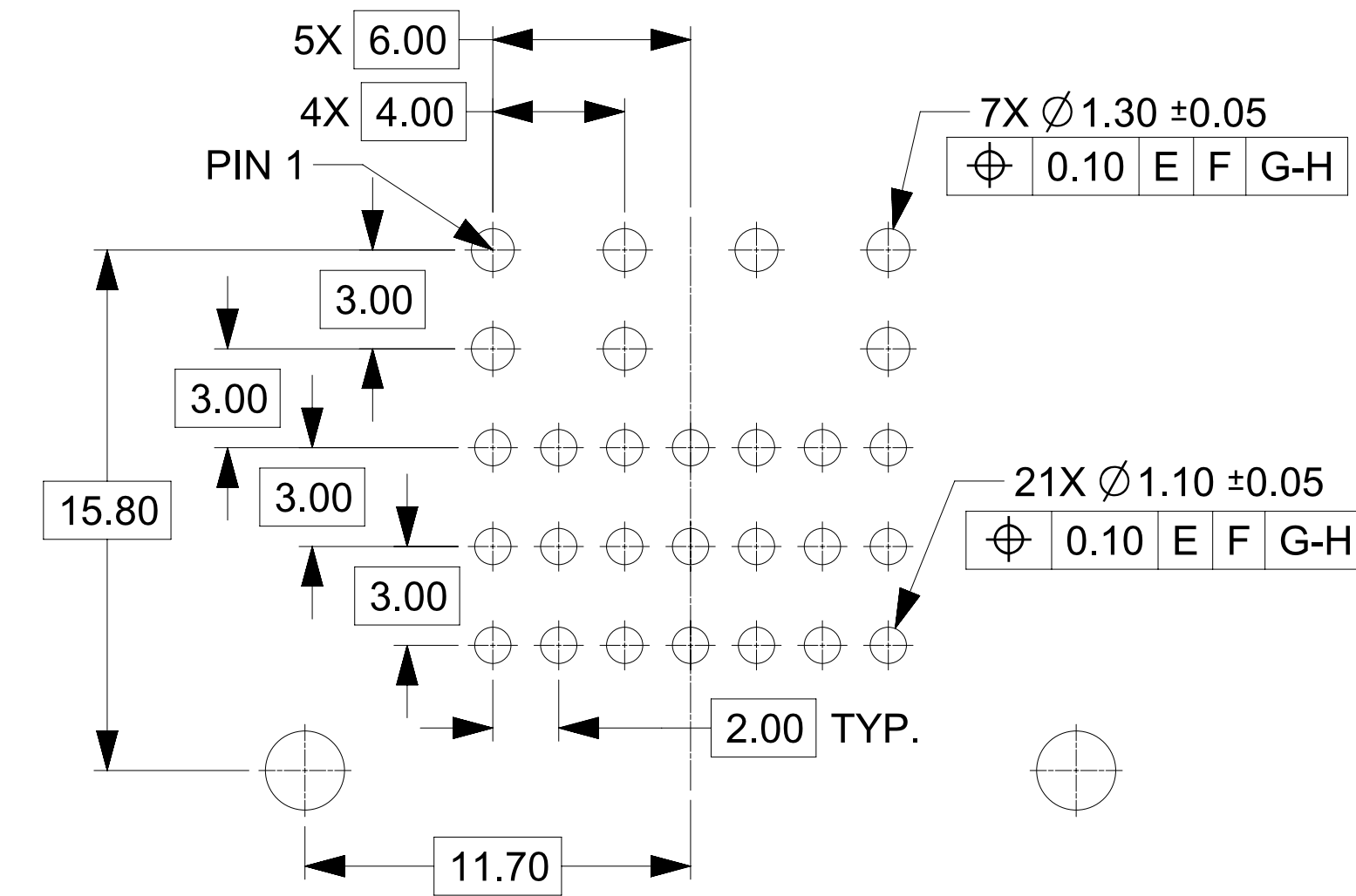
27 WAY

2005020271
 2005020272
 2005020273
 2005020274



32 WAY

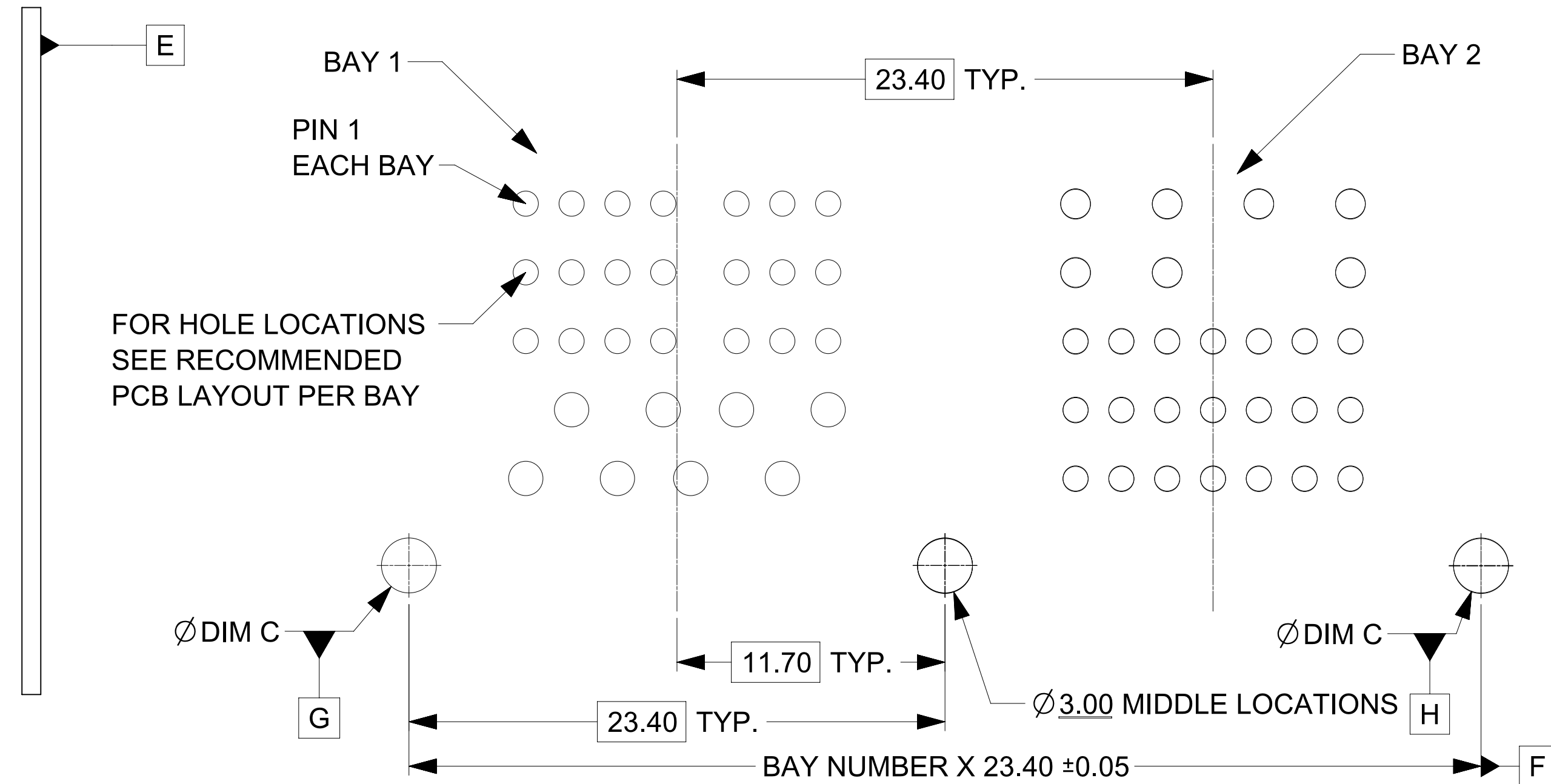
2005020321
 2005020322
 2005020323
 2005020324



28 WAY

2005020281
 2005020282
 2005020283
 2005020284

RECOMMENDED PCB LAYOUT FOR MULTIPLE BAY HEADER
 FOR REFERENCE ONLY
 INSERT NECESSARY BAYS USING CHART ON SHEET 1



POST HOLE FIT	DIM C
PRESS FIT	2.40±0.05
DROP IN	2.90 MIN

FUNCTIONAL SYMBOLS FA = 0 FE = 6 FP = 0	THIS DRAWING CONTAINS INFORMATION THAT IS PROPRIETARY TO MOLEX ELECTRONIC TECHNOLOGIES, LLC AND SHOULD NOT BE USED WITHOUT WRITTEN PERMISSION		CURRENT REV DESC: SEE REVISION TABLE	
	DIMENSION UNITS mm	SCALE 5:1		
DIVISIONAL SYMBOLS	GENERAL TOLERANCES (UNLESS SPECIFIED)			
	ANGULAR TOL ± 0.5°			
	4 PLACES	±		
	3 PLACES	±		
		2 PLACES	± 0.130	
		1 PLACE	± 0.25	
		0 PLACES	± 1.00	
DRAFT WHERE APPLICABLE MUST REMAIN WITHIN DIMENSIONS		THIRD ANGLE PROJECTION	DRAWING D-SIZE	SERIES 200506
		STATUS: Production		2024-06-24
		DRWN: Raghu GV		2024-06-24
		CHK'D: Yann Chen		2024-06-25
		APPR: Ringo Hu		
		DOCUMENT NUMBER	DOC TYPE	DOC PART
		2005060000	PSD	000
		MATERIAL NUMBER	CUSTOMER	REVISION
		SEE TABLE		D8
		SHEET NUMBER		
		4 OF 5		

molex

STAK50H MOD HDR RA MULTI-BAY ASSEM

PRODUCT SALES DRAWING

DOCUMENT NUMBER

2005060000

PSD 000 D8

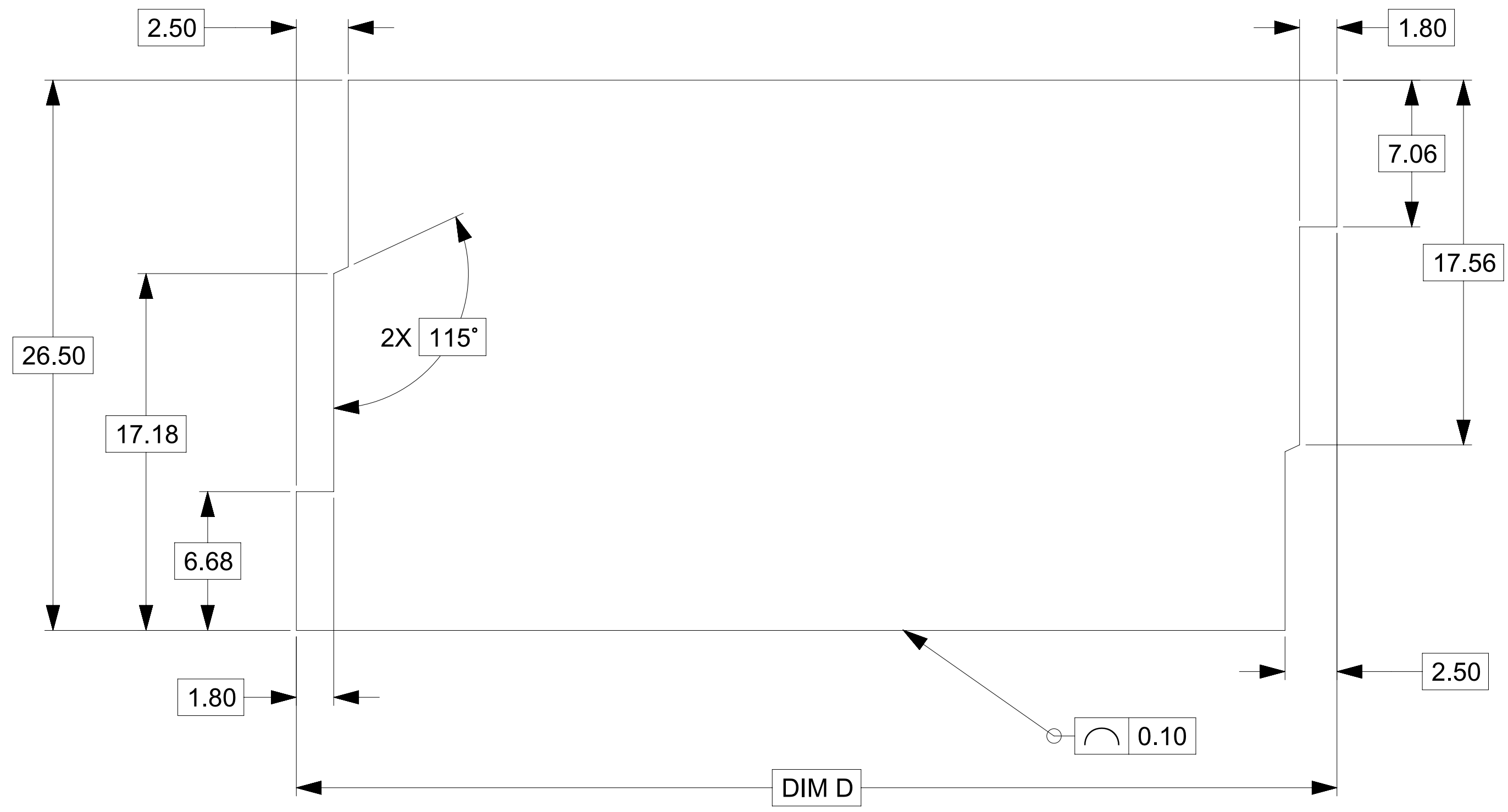
MATERIAL NUMBER

SEE TABLE

SHEET NUMBER

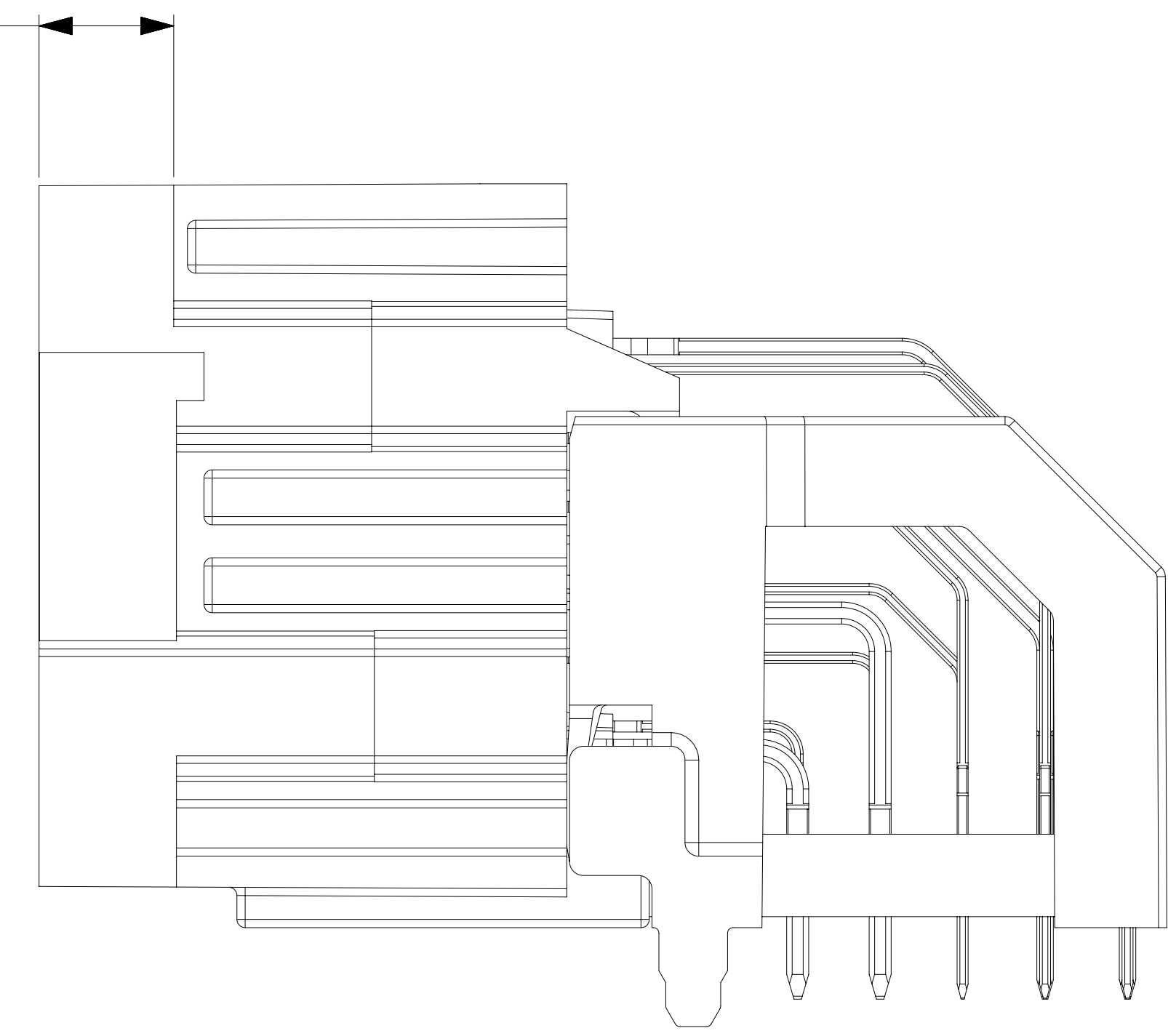
4 OF 5

RECOMMENDED MODULE OPENING
TO PASS ISO 20653 IP-4



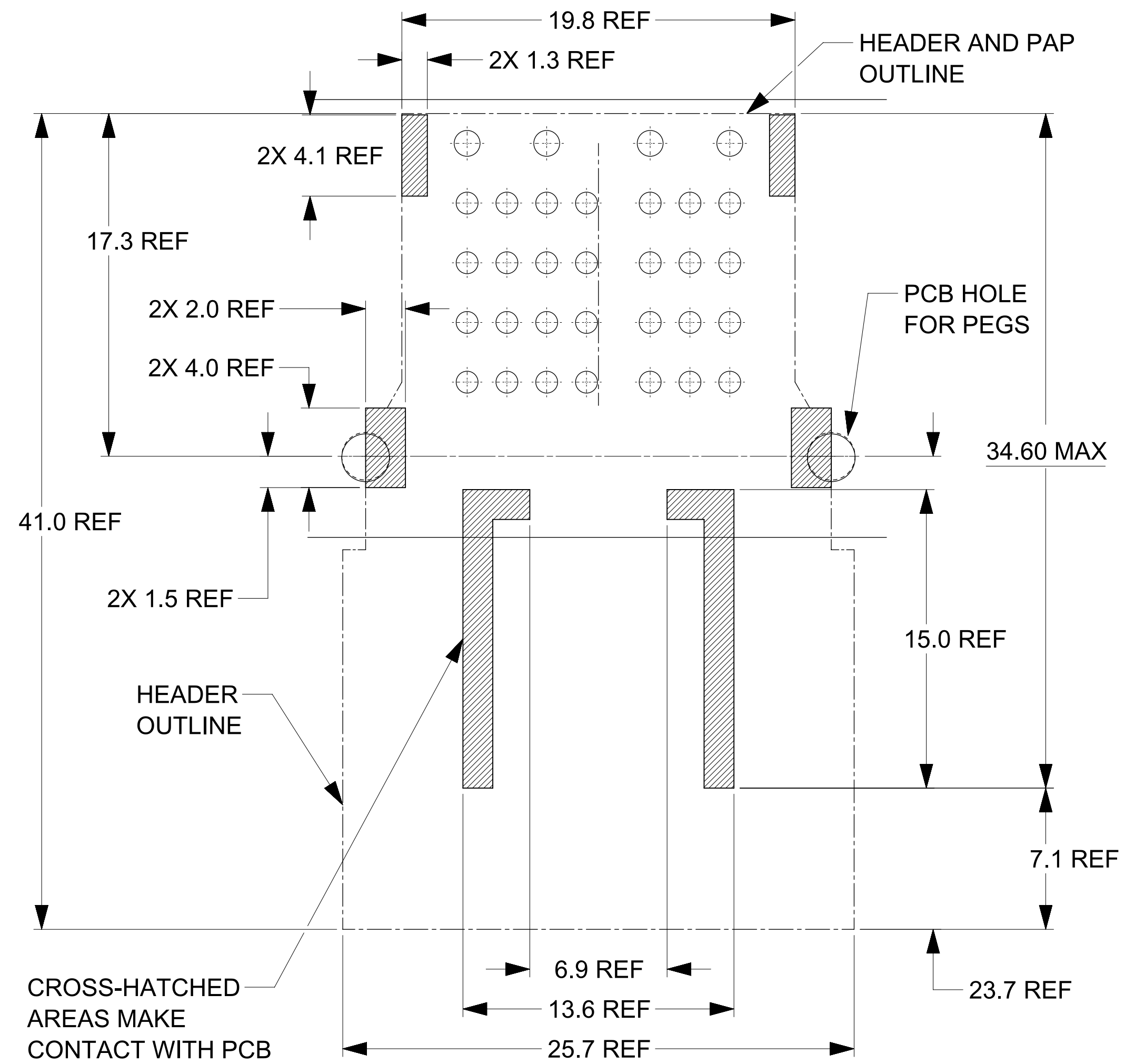
BAY QTY	DIM D
2	50.1
3	73.5
4	96.9
5	120.3
6	143.7
7	167.1

(4.90)
SPACE FOR
MODULE
COVER



FOR PACKAGE SPACE FOR CONNECTOR
UNMATED AND MATED WITH COVER
SEE INTERFACE DRAWINGS (CHART ON SHEET 1)

HEADER OUTLINE AND
PCB - HEADER CONTACT AREAS
FOR REFERENCE ONLY



FUNCTIONAL SYMBOLS	THIS DRAWING CONTAINS INFORMATION THAT IS PROPRIETARY TO MOLEX ELECTRONIC TECHNOLOGIES, LLC AND SHOULD NOT BE USED WITHOUT WRITTEN PERMISSION		CURRENT REV DESC: SEE REVISION TABLE	
	DIMENSION UNITS	SCALE		
$F_A = 0$	mm	1:1		
DIVISIONAL SYMBOLS	GENERAL TOLERANCES (UNLESS SPECIFIED)			
	ANGULAR TOL $\pm 0.5^\circ$			
	4 PLACES	\pm		
	3 PLACES	\pm		
		STATUS: Production	2024-06-24	
		DRWN: Raghu GV	2024-06-24	
		CHK'D: Yann Chen	2024-06-25	
		APPR: Ringo Hu		
DRAFT WHERE APPLICABLE MUST REMAIN WITHIN DIMENSIONS		THIRD ANGLE PROJECTION	DRAWING	SHEET NUMBER
			D-SIZE	5 OF 5
			SERIES	
			200506	
			MATERIAL NUMBER	
			SEE TABLE	
			CUSTOMER	
			DOCUMENT NUMBER	REVISION
			2005060000	D8
			DOC TYPE	DOC PART
			PSD	000
			PRODUCT SALES DRAWING	
			STAK50H MOD HDR RA MULTI-BAY ASSEM	
			molex	

单击下面可查看定价，库存，交付和生命周期等信息

[>>MOLEX](#)