

MSKSEMI 美森科

SEMICONDUCTOR



ESD



TVS



TSS



MOV



GDT



PLED

SMAJXXXA(CA)-MS

Product specification

Description

Transient voltage suppression diodes, also known as TVS diodes, are protective electronic parts that protect electrical equipment from voltage spikes introduced by wires.

Applications

- computer system
- domestic appliance
- video input





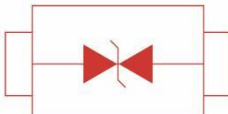

Features

- For surface mounted applications
- Excellent clamping capability
- 400 W peak pulse power capability with a 10/1000 μ s Waveform.
- V_{RWM} 3.3-550V
- Low profile package and low inductance
- Typical IR less than 1 μ A above 10V
- Fast response time: typically less than 1.0ps from 0V to V_{BRmin} .

Mechanical Characteristics

- Package: SMA/DO-214AC
- Case Material: Molded Plastic. UL Flammability
- Classification Rating 94V-0
- Moisture Sensitivity: Meet MSL 1
- Terminal: Solder plated, solderable per MIL-STD-750, Method 2026
- Polarity: Color band denotes cathode except bi-directional models
- Weight: 0.07g(Approximate)

Reference News

| PACKAGE OUTLINE | PIN CONFIGURATION | Marking Information |
|-------------------------------------------------------------------------------------|-------------------------------------------------------------------------------------|--------------------------------------------------------------------------------------|
|  |  |  |
| Unipolar | | |
|  |  |  |
| Bipolar | | |

Electrical Characteristics (T=25°C)

| Part Number | | Marking | | V _R | I _R @ V _R | V _{BR} @ I _T | | I _T | V _C @ I _{PP} | I _{PP} Ⓟ |
|-------------|--------------|----------|-----------|----------------|---------------------------------|----------------------------------|--------|----------------|----------------------------------|-------------------|
| Uni-Polar | Bi-Polar | Uni | Bi | V | μA | min(V) | max(V) | mA | max(V) | A |
| SMAJ3.3A-MS | / | SMAJ3.3A | / | 3.3 | 200 | 5.2 | 6 | 10 | 8.0 | 50.00 |
| SMAJ5.0A-MS | SMAJ5.0CA-MS | SMAJ5.0A | SMAJ5.0CA | 5.0 | 800 | 6.40 | 7.00 | 10 | 9.2 | 43.48 |
| SMAJ6.0A-MS | SMAJ6.0CA-MS | SMAJ6.0A | SMAJ6.0CA | 6.0 | 800 | 6.67 | 7.37 | 10 | 10.3 | 38.84 |
| SMAJ6.5A-MS | SMAJ6.5CA-MS | SMAJ6.5A | SMAJ6.5CA | 6.5 | 500 | 7.22 | 7.98 | 10 | 11.2 | 35.72 |
| SMAJ7.0A-MS | SMAJ7.0CA-MS | SMAJ7.0A | SMAJ7.0CA | 7.0 | 200 | 7.78 | 8.60 | 10 | 12.0 | 33.34 |
| SMAJ7.5A-MS | SMAJ7.5CA-MS | SMAJ7.5A | SMAJ7.5CA | 7.5 | 100 | 8.33 | 9.21 | 1 | 12.9 | 31.01 |
| SMAJ8.0A-MS | SMAJ8.0CA-MS | SMAJ8.0A | SMAJ8.0CA | 8.0 | 50 | 8.89 | 9.83 | 1 | 13.6 | 29.42 |
| SMAJ8.5A-MS | SMAJ8.5CA-MS | SMAJ8.5A | SMAJ8.5CA | 8.5 | 20 | 9.44 | 10.40 | 1 | 14.4 | 27.78 |
| SMAJ9.0A-MS | SMAJ9.0CA-MS | SMAJ9.0A | SMAJ9.0CA | 9.0 | 10 | 10.00 | 11.10 | 1 | 15.4 | 25.98 |
| SMAJ10A-MS | SMAJ10CA-MS | SMAJ10A | SMAJ10CA | 10.0 | 5 | 11.10 | 12.30 | 1 | 17.0 | 23.53 |
| SMAJ11A-MS | SMAJ11CA-MS | SMAJ11A | SMAJ11CA | 11.0 | 1 | 12.20 | 13.50 | 1 | 18.2 | 21.98 |
| SMAJ12A-MS | SMAJ12CA-MS | SMAJ12A | SMAJ12CA | 12.0 | 1 | 13.30 | 14.70 | 1 | 19.9 | 20.11 |
| SMAJ13A-MS | SMAJ13CA-MS | SMAJ13A | SMAJ13CA | 13.0 | 1 | 14.40 | 15.90 | 1 | 21.5 | 18.61 |
| SMAJ14A-MS | SMAJ14CA-MS | SMAJ14A | SMAJ14CA | 14.0 | 1 | 15.60 | 17.20 | 1 | 23.2 | 17.25 |
| SMAJ15A-MS | SMAJ15CA-MS | SMAJ15A | SMAJ15CA | 15.0 | 1 | 16.70 | 18.50 | 1 | 24.4 | 16.40 |
| SMAJ16A-MS | SMAJ16CA-MS | SMAJ16A | SMAJ16CA | 16.0 | 1 | 17.80 | 19.70 | 1 | 26.0 | 15.39 |
| SMAJ17A-MS | SMAJ17CA-MS | SMAJ17A | SMAJ17CA | 17.0 | 1 | 18.90 | 20.90 | 1 | 27.6 | 14.50 |
| SMAJ18A-MS | SMAJ18CA-MS | SMAJ18A | SMAJ18CA | 18.0 | 1 | 20.00 | 22.10 | 1 | 29.2 | 13.70 |
| SMAJ20A-MS | SMAJ20CA-MS | SMAJ20A | SMAJ20CA | 20.0 | 1 | 22.20 | 24.50 | 1 | 32.4 | 12.35 |
| SMAJ22A-MS | SMAJ22CA-MS | SMAJ22A | SMAJ22CA | 22.0 | 1 | 24.40 | 26.90 | 1 | 35.5 | 11.27 |
| SMAJ24A-MS | SMAJ24CA-MS | SMAJ24A | SMAJ24CA | 24.0 | 1 | 26.70 | 29.50 | 1 | 38.9 | 10.29 |
| SMAJ26A-MS | SMAJ26CA-MS | SMAJ26A | SMAJ26CA | 26.0 | 1 | 28.90 | 31.90 | 1 | 42.1 | 9.51 |
| SMAJ28A-MS | SMAJ28CA-MS | SMAJ28A | SMAJ28CA | 28.0 | 1 | 31.10 | 34.40 | 1 | 45.4 | 8.82 |
| SMAJ30A-MS | SMAJ30CA-MS | SMAJ30A | SMAJ30CA | 30.0 | 1 | 33.30 | 36.80 | 1 | 48.4 | 8.27 |
| SMAJ33A-MS | SMAJ33CA-MS | SMAJ33A | SMAJ33CA | 33.0 | 1 | 36.70 | 40.60 | 1 | 53.3 | 7.51 |
| SMAJ36A-MS | SMAJ36CA-MS | SMAJ36A | SMAJ36CA | 36.0 | 1 | 40.00 | 44.20 | 1 | 58.1 | 6.89 |
| SMAJ40A-MS | SMAJ40CA-MS | SMAJ40A | SMAJ40CA | 40.0 | 1 | 44.40 | 49.10 | 1 | 64.5 | 6.21 |
| SMAJ43A-MS | SMAJ43CA-MS | SMAJ43A | SMAJ43CA | 43.0 | 1 | 47.80 | 52.80 | 1 | 69.4 | 5.77 |
| SMAJ45A-MS | SMAJ45CA-MS | SMAJ45A | SMAJ45CA | 45.0 | 1 | 50.00 | 55.30 | 1 | 72.7 | 5.51 |
| SMAJ48A-MS | SMAJ48CA-MS | SMAJ48A | SMAJ48CA | 48.0 | 1 | 53.30 | 58.90 | 1 | 77.4 | 5.17 |
| SMAJ51A-MS | SMAJ51CA-MS | SMAJ51A | SMAJ51CA | 51.0 | 1 | 56.70 | 62.70 | 1 | 82.4 | 4.86 |
| SMAJ54A-MS | SMAJ54CA-MS | SMAJ54A | SMAJ54CA | 54.0 | 1 | 60.00 | 66.30 | 1 | 87.1 | 4.60 |
| SMAJ58A-MS | SMAJ58CA-MS | SMAJ58A | SMAJ58CA | 58.0 | 1 | 64.40 | 71.20 | 1 | 93.6 | 4.28 |
| SMAJ60A-MS | SMAJ60CA-MS | SMAJ60A | SMAJ60CA | 60.0 | 1 | 66.70 | 73.70 | 1 | 96.8 | 4.14 |
| SMAJ64A-MS | SMAJ64CA-MS | SMAJ64A | SMAJ64CA | 64.0 | 1 | 71.10 | 78.60 | 1 | 103.0 | 3.89 |
| SMAJ70A-MS | SMAJ70CA-MS | SMAJ70A | SMAJ70CA | 70.0 | 1 | 77.80 | 86.00 | 1 | 113.0 | 3.54 |
| SMAJ75A-MS | SMAJ75CA-MS | SMAJ75A | SMAJ75CA | 75.0 | 1 | 83.30 | 92.10 | 1 | 121.0 | 3.31 |
| SMAJ78A-MS | SMAJ78CA-MS | SMAJ78A | SMAJ78CA | 78.0 | 1 | 86.70 | 95.80 | 1 | 126.0 | 3.18 |
| SMAJ85A-MS | SMAJ85CA-MS | SMAJ85A | SMAJ85CA | 85.0 | 1 | 94.40 | 104.0 | 1 | 137.0 | 2.92 |

Electrical Characteristics (T=25°C)

| Part Number | | Marking | | V _R | I _R @ V _R | V _{BR} @ I _T | | I _T | V _C @ I _{PP} | I _{PP} ^① |
|-------------|--------------|----------|-----------|----------------|---------------------------------|----------------------------------|--------|----------------|----------------------------------|------------------------------|
| Uni- Polar | Bi- Polar | Uni | Bi | V | μA | min(V) | max(V) | mA | max(V) | A |
| SMAJ90A-MS | SMAJ90CA-MS | SMAJ90A | SMAJ90CA | 90.0 | 1 | 100.0 | 111.0 | 1 | 146.0 | 2.74 |
| SMAJ100A-MS | SMAJ100CA-MS | SMAJ100A | SMAJ100CA | 100.0 | 1 | 111.0 | 123.0 | 1 | 162.0 | 2.47 |
| SMAJ110A-MS | SMAJ110CA-MS | SMAJ110A | SMAJ110CA | 110.0 | 1 | 122.0 | 135.0 | 1 | 177.0 | 2.26 |
| SMAJ120A-MS | SMAJ120CA-MS | SMAJ120A | SMAJ120CA | 120.0 | 1 | 133.0 | 147.0 | 1 | 193.0 | 2.08 |
| SMAJ130A-MS | SMAJ130CA-MS | SMAJ130A | SMAJ130CA | 130.0 | 1 | 144.0 | 159.0 | 1 | 209.0 | 1.92 |
| SMAJ150A-MS | SMAJ150CA-MS | SMAJ150A | SMAJ150CA | 150.0 | 1 | 167.0 | 185.0 | 1 | 243.0 | 1.65 |
| SMAJ160A-MS | SMAJ160CA-MS | SMAJ160A | SMAJ160CA | 160.0 | 1 | 178.0 | 197.0 | 1 | 259.0 | 1.55 |
| SMAJ170A-MS | SMAJ170CA-MS | SMAJ170A | SMAJ170CA | 170.0 | 1 | 189.0 | 209.0 | 1 | 275.0 | 1.46 |
| SMAJ180A-MS | SMAJ180CA-MS | SMAJ180A | SMAJ180CA | 180.0 | 1 | 201.0 | 222.0 | 1 | 292.0 | 1.37 |
| SMAJ190A-MS | SMAJ190CA-MS | SMAJ190A | SMAJ190CA | 190.0 | 1 | 209.0 | 233.0 | 1 | 308.0 | 1.30 |
| SMAJ200A-MS | SMAJ200CA-MS | SMAJ200A | SMAJ200CA | 200.0 | 1 | 224.0 | 247.0 | 1 | 324.0 | 1.24 |
| SMAJ210A-MS | SMAJ210CA-MS | SMAJ210A | SMAJ210CA | 210.0 | 1 | 237.0 | 263.0 | 1 | 340.0 | 1.18 |
| SMAJ220A-MS | SMAJ220CA-MS | SMAJ220A | SMAJ220CA | 220.0 | 1 | 246.0 | 272.0 | 1 | 356.0 | 1.13 |
| SMAJ250A-MS | SMAJ250CA-MS | SMAJ250A | SMAJ250CA | 250.0 | 1 | 279.0 | 309.0 | 1 | 405.0 | 0.99 |
| SMAJ300A-MS | SMAJ300CA-MS | SMAJ300A | SMAJ300CA | 300.0 | 1 | 335.0 | 371.0 | 1 | 486.0 | 0.83 |
| SMAJ350A-MS | SMAJ350CA-MS | SMAJ350A | SMAJ350CA | 350.0 | 1 | 391.0 | 432.0 | 1 | 567.0 | 0.71 |
| SMAJ400A-MS | SMAJ400CA-MS | SMAJ400A | SMAJ400CA | 400.0 | 1 | 447.0 | 494.0 | 1 | 648.0 | 0.62 |
| SMAJ440A-MS | SMAJ440CA-MS | SMAJ440A | SMAJ440CA | 440.0 | 1 | 492.0 | 543.0 | 1 | 713.0 | 0.57 |
| SMAJ550A-MS | SMAJ550CA-MS | SMAJ550A | SMAJ550CA | 550.0 | 1 | 614.7 | 679.4 | 1 | 972.0 | 0.42 |

Notes:

① Surge waveform: 10/1000μs

 V_R : Stand-off Voltage -- Maximum voltage that can be applied

 V_{BR}: Breakdown Voltage

 V_C: Clamping Voltage -- Peak voltage measured across the suppressor at a specified I_{pp}

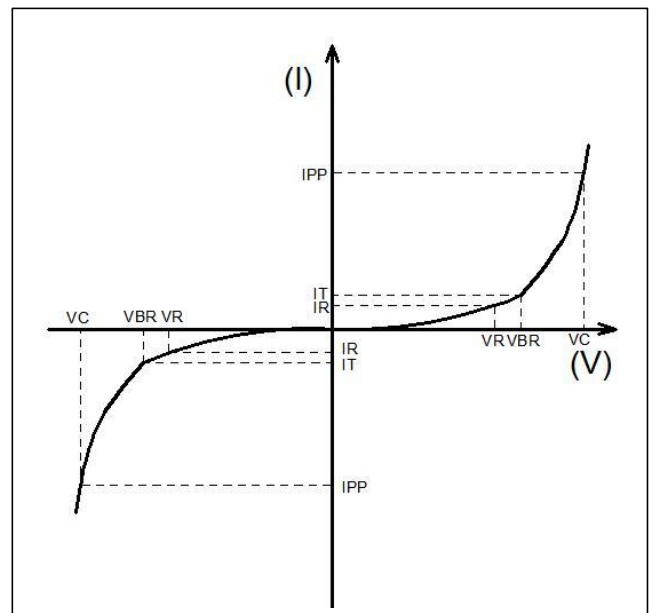
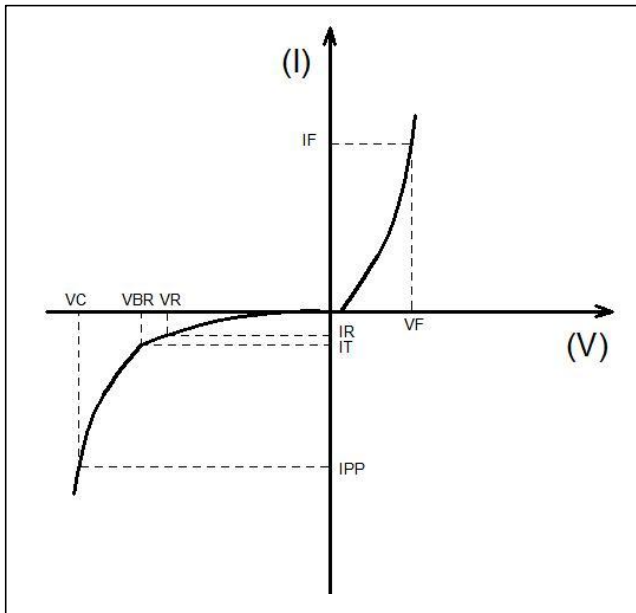
 I_R: Reverse Leakage Current

Absolute Maximum Ratings(T=25°C, RH=45%-75%, unless otherwise noted)

| Parameter | Symbol | Value | Unit |
|--------------------------------------------------------|--------------------|-------------|------|
| Peak pulse power dissipation on 10/ 1000µs waveform | P _{PP} | 400 | W |
| Steady state power dissipation at T _L =75°C | P _{M(AV)} | 1.0 | W |
| Operating junction temperature range | T _j | -55 to +125 | °C |
| Storage temperature range | T _{stg} | -55 to +150 | °C |

Ratings And V-I Characteristics Curves (T=25°C, unless otherwise noted)

FIG1: V-I cure characteristics



| Symbol | Parameter |
|-----------------|------------------------------------------|
| I _F | Mean Forward Current |
| V _F | Maximum Forward Voltage @ I _F |
| V _R | Peak Reverse Working Voltage |
| I _R | Reverse Leakage Current @ V _R |
| V _{BR} | Breakdown Voltage @ I _T |
| I _T | Test Current |
| I _{PP} | Maximum Reverse Peak Pulse Current |
| V _C | Clamping Voltage @ I _{PP} |

Typical Characteristics

FIG2: Pulse Derating Curve

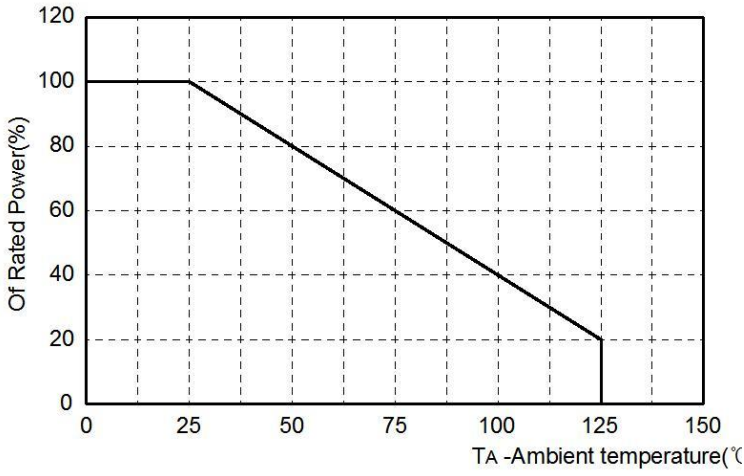


FIG3: Pulse Wavefor

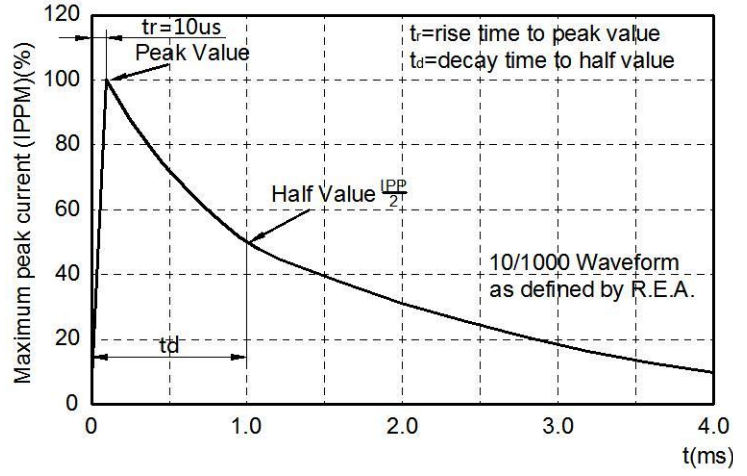


FIG4: Peak Pulse Power Rating Curve

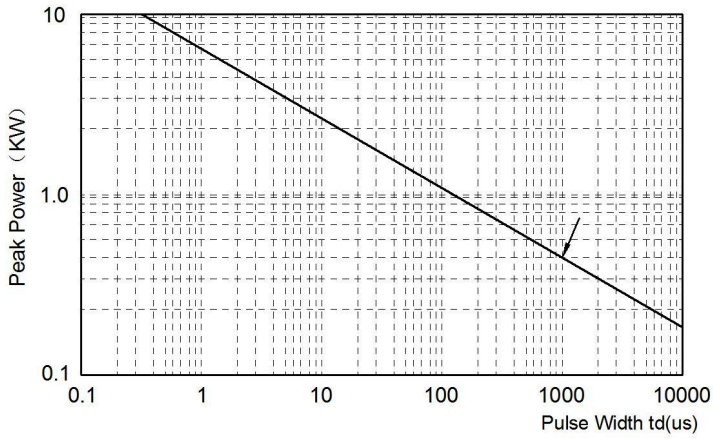
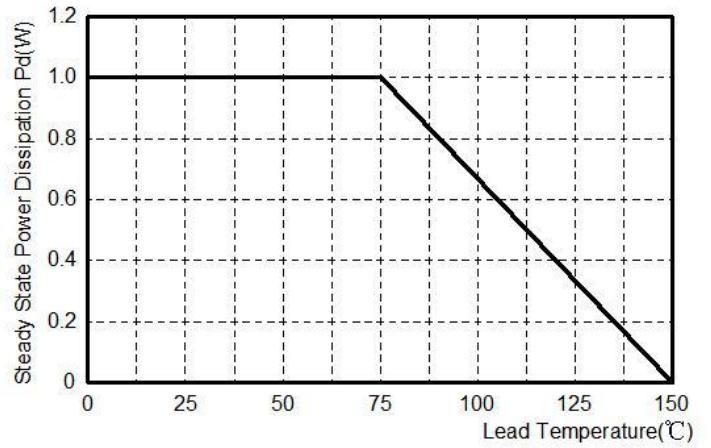
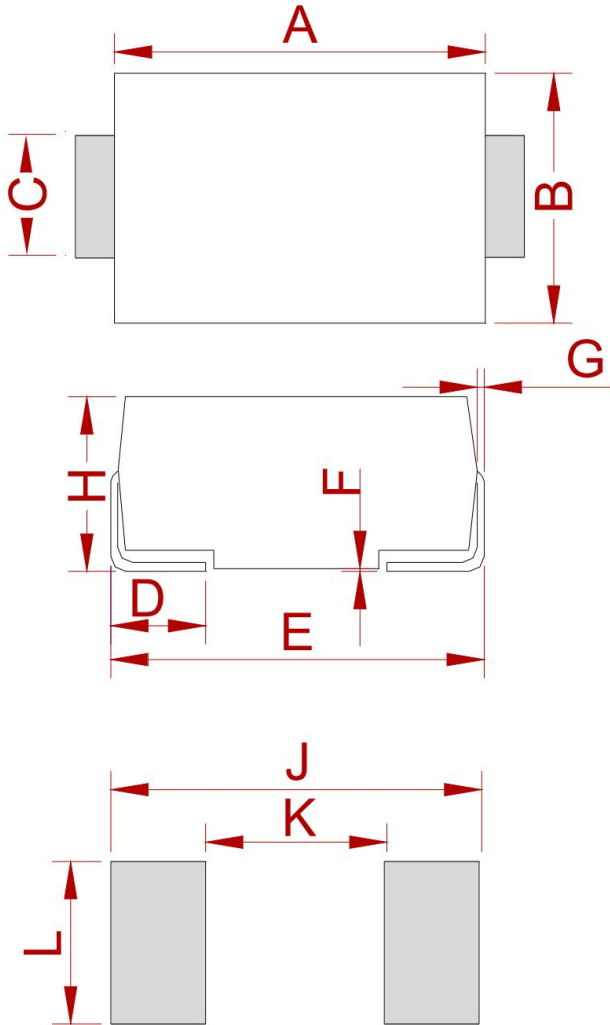


FIG5: Steady State Power Dissipation



PACKAGE ECHANICAL DATA



| Ref. | Dimensions | | | |
|------|-------------|-------|--------|-------|
| | Millimeters | | Inches | |
| | Min. | Max. | Min. | Max. |
| A | 4.25 | 4.65 | 0.167 | 0.183 |
| B | 2.50 | 2.90 | 0.098 | 0.114 |
| C | 1.35 | 1.65 | 0.053 | 0.065 |
| D | 0.76 | 1.52 | 0.030 | 0.060 |
| E | 4.93 | 5.28 | 0.194 | 0.208 |
| F | 0.051 | 0.203 | 0.002 | 0.008 |
| G | 0.15 | 0.31 | 0.006 | 0.012 |
| H | 1.98 | 2.41 | 0.078 | 0.095 |
| J | 6.50 | | 0.256 | |
| K | | 2.30 | | 0.090 |
| L | 1.70 | | 0.067 | |

REEL SPECIFICATION

| P/N | PKG | QTY |
|-----------------|-----|------|
| SMAJXXXA(CA)-MS | SMA | 2000 |

Attention

- Any and all MSKSEMI Semiconductor products described or contained herein do not have specifications that can handle applications that require extremely high levels of reliability, such as life-support systems, aircraft's control systems, or other applications whose failure can be reasonably expected to result in serious physical and/or material damage. Consult with your MSKSEMI Semiconductor representative nearest you before using any MSKSEMI Semiconductor products described or contained herein in such applications.
- MSKSEMI Semiconductor assumes no responsibility for equipment failures that result from using products at values that exceed, even momentarily, rated values (such as maximum ratings, operating condition ranges, or other parameters) listed in products specifications of any and all MSKSEMI Semiconductor products described or contained herein.
- Specifications of any and all MSKSEMI Semiconductor products described or contained herein stipulate the performance, characteristics, and functions of the described products in the independent state, and are not guarantees of the performance, characteristics, and functions of the described products as mounted in the customer's products or equipment. To verify symptoms and states that cannot be evaluated in an independent device, the customer should always evaluate and test devices mounted in the customer's products or equipment.
- MSKSEMI Semiconductor strives to supply high-quality high-reliability products. However, any and all semiconductor products fail with some probability. It is possible that these probabilistic failures could give rise to accidents or events that could endanger human lives, that could give rise to smoke or fire, or that could cause damage to other property. When designing equipment, adopt safety measures so that these kinds of accidents or events cannot occur. Such measures include but are not limited to protective circuits and error prevention circuits for safe design, redundant design, and structural design.
- In the event that any or all MSKSEMI Semiconductor products (including technical data, services) described or contained herein are controlled under any of applicable local export control laws and regulations, such products must not be exported without obtaining the export license from the authorities concerned in accordance with the above law.
- No part of this publication may be reproduced or transmitted in any form or by any means, electronic or mechanical, including photocopying and recording, or any information storage or retrieval system, or otherwise, without the prior written permission of MSKSEMI Semiconductor.
- Information (including circuit diagrams and circuit parameters) herein is for example only ; it is not guaranteed for volume production. MSKSEMI Semiconductor believes information herein is accurate and reliable, but no guarantees are made or implied regarding its use or any infringements of intellectual property rights or other rights of third parties.
- Any and all information described or contained herein are subject to change without notice due to product/technology improvement, etc. When designing equipment, refer to the "Delivery Specification" for the MSKSEMI Semiconductor product that you intend to use.

单击下面可查看定价，库存，交付和生命周期等信息

[>>MSKSEMI\(美森科\)](#)