

MSKSEMI 美森科

SEMICONDUCTOR



ESD



TVS



TSS



MOV



GDT



PLED

AZ9143-08F

Product specification


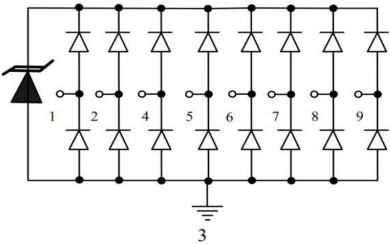

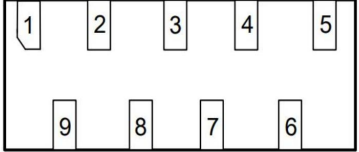
Features

- 150 Watts peak pulse power (tp = 8/20µs)
- Transient protection for high speed data lines to
IEC 61000-4-2 (ESD) ±15kV (air), ±8kV (contact)
IEC 61000-4-4 (EFT) 40A (5/50ns)
- Working voltages : 3.3V
- Protects eight I/O lines
- Low operating and clamping voltages
- Solid-state silicon avalanche technology

Application

- Notebooks, Desktops, Servers and Video Graphics Cards
- USB Power & Data Line Protection
- Monitors and Flat Panel Displays
- I²C Bus Protection
- Portable Instrumentation
- Set Top Box

Reference News

PACKAGE OUTLINE	Pin Configuration	Marking
		
<p>DFN3810-9L</p>		

Maximum Rating @ Ta=25°C unless otherwise specified

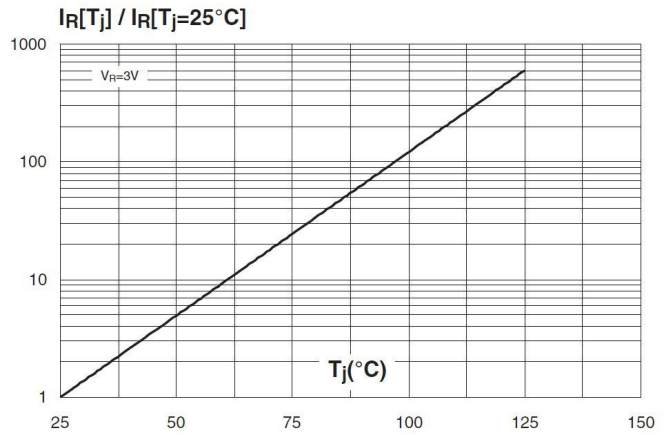
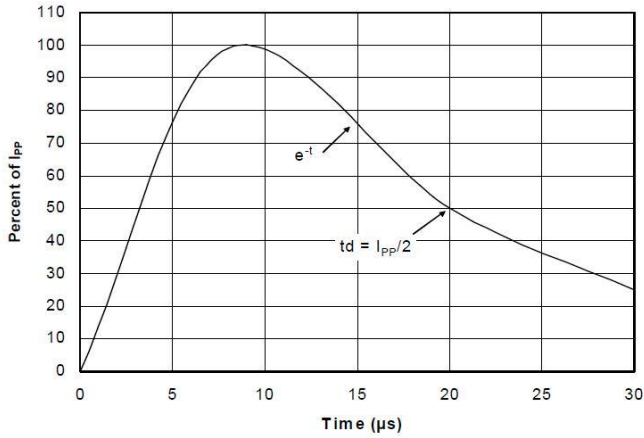
Symbol	Parameter	Ratings	Units
P _{PK}	Peak Pulse Power (tp = 8/20μs)	150	Watts
T _L	Lead Soldering Temperature	260(10sec.)	°C
T _J	Operating Temperature	-55 to + 125	°C
T _{STG}	Storage Temperature	-55 to + 150	°C

Electrical Characteristics@ Ta=25°C unless otherwise

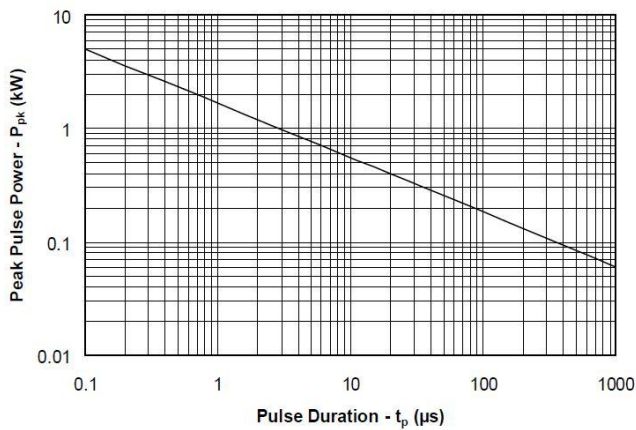
Symbol	Parameter	Conditions	Min.	Typ.	Max.	Units
V _{RWM}	Reverse Working Voltage	Any I/O to Ground			3.3	V
V _{BR}	Reverse Breakdown Voltage	I _T = 1mA, Any I/O to Ground	4.5			V
I _R	Reverse Leakage Current	V _{RWM} = 5V, Any I/O to Ground			1	μA
V _C	Clamping Voltage	I _{PP} = 1A, tp =8/20μs, any I/O pin to Ground			9.8	V
		I _{PP} = 3A, tp =8/20μs, any I/O pin to Ground			15	V
C _J	Junction Capacitance	V _R = 0V, f =1MHz, between I/O pins		0.3	0.5	pF
		V _R = 0V, f =1MHz, any I/O pin to Ground		0.5	0.8	pF

Typical Characteristics@ Ta=25°C unless otherwise specified

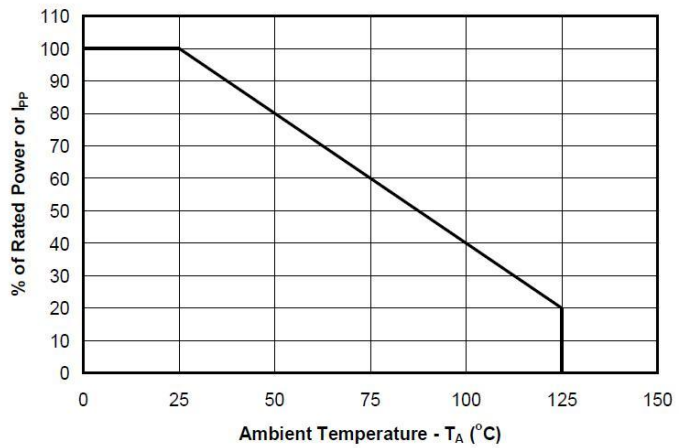
Pulse Waveform



Non-Repetitive Peak Pulse Power vs. Pulse Time

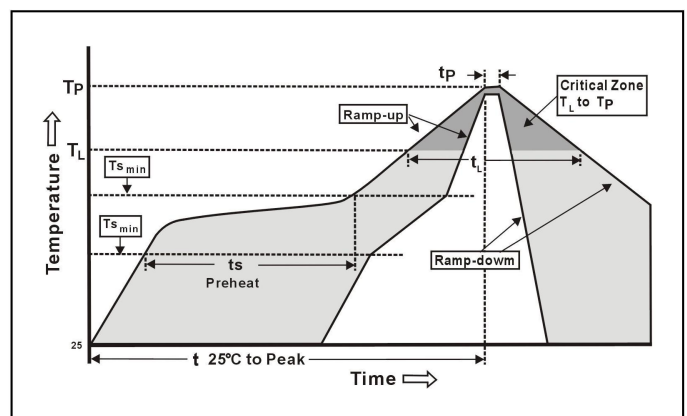


Power Derating Curve



Soldering Parameters

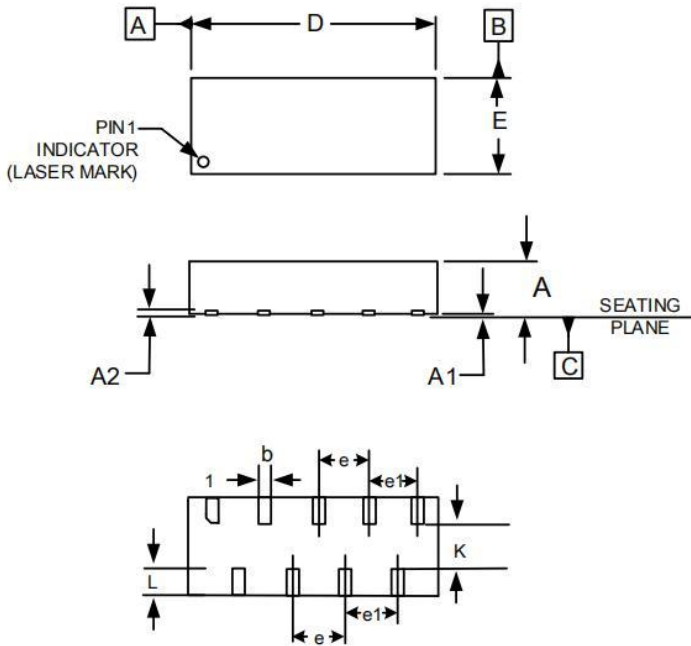
Reflow Condition		Fb – Free assembly
Pre Heat	- Temperature Min ($T_{s(Min)}$)	150°C
	- Temperature Max ($T_{s(Max)}$)	200°C
	- Time (Min to max) (t_s)	60 – 180 secs
Average ramp up rate (Liquidus) Temp (T_L) to peak		3°C/second Max
$T_{s(Max)}$ to T_L - Ramp-up Rate		3°C/second Max
Reflow	- Temperature (T_L) (Liquidus)	217°C
	- Temperature (t_l)	60 – 150 seconds
Peak Temperature (T_p)		250^{+0/-5} °C
Time within 5°C of actual peak Temperature (t_p)		20 – 40 seconds
Ramp-down Rate		6°C/second Max
Time 25°C to peak Temperature (T_p)		8 minutes Max.
Do not exceed		260°C



Package Outline

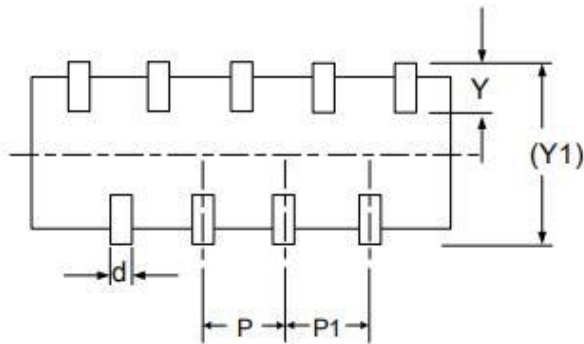
Plastic surface mounted package

DFN3810



DIM	MILLIMETERS		
	MIN	NOM	MAX
D	3.70	3.80	3.90
E	0.90	1.00	1.10
A	0.45	0.50	0.55
A1	0.00	0.02	0.05
A2	0.10	0.15	0.20
b	0.15	0.20	0.25
e	0.80BSC		
e1	0.90BSC		
L	0.20	0.30	0.40

Soldering Footprint



DIM	DIMENSIONS	
	INCHES	MILLIMETERS
P	0.031	0.80
P1	0.035	0.90
d	0.012	0.30
Y	0.024	0.60
Y1	0.061	1.55

Package And Marking Information

P/N	PKG	QTY
AZ9143-08F	DFN3810	3000

Attention

- Any and all MSKSEMI Semiconductor products described or contained herein do not have specifications that can handle applications that require extremely high levels of reliability, such as life-support systems, aircraft's control systems, or other applications whose failure can be reasonably expected to result in serious physical and/or material damage. Consult with your MSKSEMI Semiconductor representative nearest you before using any MSKSEMI Semiconductor products described or contained herein in such applications.
- MSKSEMI Semiconductor assumes no responsibility for equipment failures that result from using products at values that exceed, even momentarily, rated values (such as maximum ratings, operating condition ranges, or other parameters) listed in products specifications of any and all MSKSEMI Semiconductor products described or contained herein.
- Specifications of any and all MSKSEMI Semiconductor products described or contained herein stipulate the performance, characteristics, and functions of the described products in the independent state, and are not guarantees of the performance, characteristics, and functions of the described products as mounted in the customer's products or equipment. To verify symptoms and states that cannot be evaluated in an independent device, the customer should always evaluate and test devices mounted in the customer's products or equipment.
- MSKSEMI Semiconductor strives to supply high-quality high-reliability products. However, any and all semiconductor products fail with some probability. It is possible that these probabilistic failures could give rise to accidents or events that could endanger human lives, that could give rise to smoke or fire, or that could cause damage to other property. When designing equipment, adopt safety measures so that these kinds of accidents or events cannot occur. Such measures include but are not limited to protective circuits and error prevention circuits for safe design, redundant design, and structural design.
- In the event that any or all MSKSEMI Semiconductor products (including technical data, services) described or contained herein are controlled under any of applicable local export control laws and regulations, such products must not be exported without obtaining the export license from the authorities concerned in accordance with the above law.
- No part of this publication may be reproduced or transmitted in any form or by any means, electronic or mechanical, including photocopying and recording, or any information storage or retrieval system, or otherwise, without the prior written permission of MSKSEMI Semiconductor.
- Information (including circuit diagrams and circuit parameters) herein is for example only ; it is not guaranteed for volume production. MSKSEMI Semiconductor believes information herein is accurate and reliable, but no guarantees are made or implied regarding its use or any infringement of intellectual property rights or other rights of third parties.
- Any and all information described or contained herein are subject to change without notice due to product/technology improvement, etc. When designing equipment, refer to the "Delivery Specification" for the MSKSEMI Semiconductor product that you intend to use.

单击下面可查看定价，库存，交付和生命周期等信息

[>>MSKSEMI\(美森科\)](#)