

MSKSEMI

SEMICONDUCTOR



ESD



TVS



TSS



MOV



GDT



PLED

Product data sheet

www.msksemi.com

Features

Capacitance: 15pF(typ.)
 Reverse Working Voltage: 5V
 IEC 61000-4-2 (ESD Air): ±25KV
 IEC 61000-4-2 (ESD Contact): ±25KV
 IEC 61000-4-5 (Lightning 8/20µs): 8A

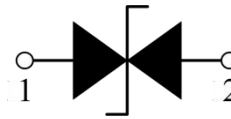
Pin Description



Applications

Smart Phone and Tablet PC
 TV and Set Top Box
 Wearable Devices
 PDA

Schematic Diagram



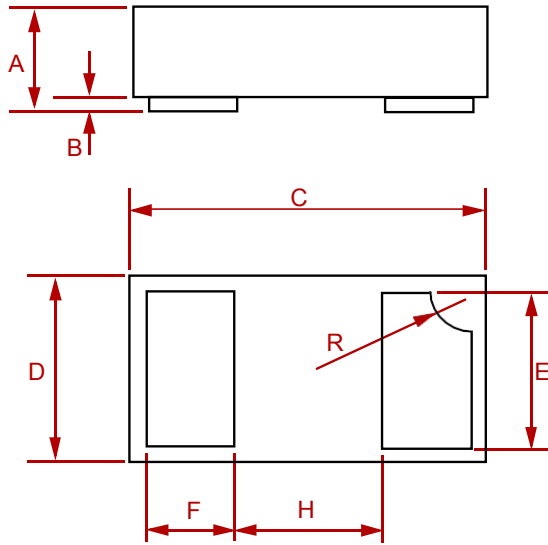
Limiting Values($T_A = 25\text{ }^\circ\text{C}$, unless otherwise specified)

Symbol	Parameter	Conditions	Min	Max	Unit
V_{ESD}	Electrostatic Discharge Voltage	IEC 61000-4-2; Contact Discharge	-	±25	kV
		IEC 61000-4-2; Air Discharge	-	±25	kV
P_{PP}	Peak Pulse Power	$t_P = 8/20\ \mu\text{s}$	-	80	W
I_{PPM}	Rated Peak Pulse Current	$t_P = 8/20\ \mu\text{s}$	-	8	A
T_A	Ambient Temperature Range	-	-55	125	$^\circ\text{C}$
T_{stg}	Storage Temperature Range	-	-55	150	$^\circ\text{C}$

Electrical Characteristics($T_A = 25\text{ }^\circ\text{C}$, unless otherwise specified)

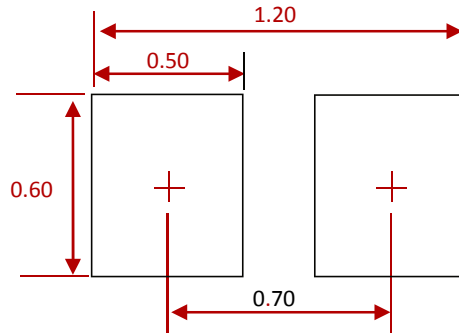
Symbol	Parameter	Conditions	Min	Typ.	Max	Unit
V_{RWM}	Reverse Working Voltage	$T_A = 25\text{ }^\circ\text{C}$	-	-	5.0	V
V_{BR}	Breakdown Voltage	$I_R = 1\text{mA}$; $T_A = 25\text{ }^\circ\text{C}$	5.6	6.5	8.4	V
I_R	Reverse Leakage Current	$V_{RWM} = 5\text{V}$; $T_A = 25\text{ }^\circ\text{C}$	-	-	0.1	μA
V_C	Clamping Voltage	$I_{PP} = 1\text{A}$, $t_P = 8/20\ \mu\text{s}$	-	-	6	V
		$I_{PP} = 8\text{A}$, $t_P = 8/20\ \mu\text{s}$	-	-	10	V
C_J	Junction Capacitance	$V_R = 0\text{V}$, $f = 1\text{ MHz}$	-	15	18	pF

PACKAGE MECHANICAL DATA



Dim	Inches		Millimeters	
	MIN	MAX	MIN	MAX
A	0.0125	0.02	0.32	0.52
B	0.000	0.002	0.00	0.05
C	0.037	0.043	0.95	1.080
D	0.022	0.027	0.55	0.680
E	0.016	0.024	0.40	0.60
F	0.008	0.012	0.20	0.30
H	0.015Typ.		0.40Typ.	
R	0.001	0.005	0.05	0.15

Suggested Pad Layout



NOTES:

1. CONTROLLING DIMENSIONS ARE IN MILLIMETERS (ANGLES IN DEGREES).
2. THIS LAND PATTERN IS FOR REFERENCE PURPOSES ONLY. CONSULT YOUR MANUFACTURING GROUP TO ENSURE YOUR COMPANY'S MANUFACTURING GUIDELINES ARE MET.

REEL SPECIFICATION

P/N	PKG	QTY
ESD5451N-MS	DFN1006-2	10000

Attention

- Any and all MSKSEMI Semiconductor products described or contained herein do not have specifications that can handle applications that require extremely high levels of reliability, such as life-support systems, aircraft's control systems, or other applications whose failure can be reasonably expected to result in serious physical and/or material damage. Consult with your MSKSEMI Semiconductor representative nearest you before using any MSKSEMI Semiconductor products described or contained herein in such applications.
- MSKSEMI Semiconductor assumes no responsibility for equipment failures that result from using products at values that exceed, even momentarily, rated values (such as maximum ratings, operating condition ranges, or other parameters) listed in products specifications of any and all MSKSEMI Semiconductor products described or contained herein.
- Specifications of any and all MSKSEMI Semiconductor products described or contained herein stipulate the performance, characteristics, and functions of the described products in the independent state, and are not guarantees of the performance, characteristics, and functions of the described products as mounted in the customer's products or equipment. To verify symptoms and states that cannot be evaluated in an independent device, the customer should always evaluate and test devices mounted in the customer's products or equipment.
- MSKSEMI Semiconductor strives to supply high-quality high-reliability products. However, any and all semiconductor products fail with some probability. It is possible that these probabilistic failures could give rise to accidents or events that could endanger human lives, that could give rise to smoke or fire, or that could cause damage to other property. When designing equipment, adopt safety measures so that these kinds of accidents or events cannot occur. Such measures include but are not limited to protective circuits and error prevention circuits for safe design, redundant design, and structural design.
- In the event that any or all MSKSEMI Semiconductor products (including technical data, services) described or contained herein are controlled under any of applicable local export control laws and regulations, such products must not be exported without obtaining the export license from the authorities concerned in accordance with the above law.
- No part of this publication may be reproduced or transmitted in any form or by any means, electronic or mechanical, including photocopying and recording, or any information storage or retrieval system, or otherwise, without the prior written permission of MSKSEMI Semiconductor.
- Information (including circuit diagrams and circuit parameters) herein is for example only ; it is not guaranteed for volume production. MSKSEMI Semiconductor believes information herein is accurate and reliable, but no guarantees are made or implied regarding its use or any infringements of intellectual property rights or other rights of third parties.
- Any and all information described or contained herein are subject to change without notice due to product/technology improvement, etc. When designing equipment, refer to the "Delivery Specification" for the MSKSEMI Semiconductor product that you intend to use.

单击下面可查看定价，库存，交付和生命周期等信息

[>>MSKSEMI\(美森科\)](#)