

MSKSEMI 美森科

SEMICONDUCTOR



ESD



TVS



TSS



MOV



GDT



PLED


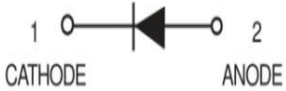

1SS400CS-MS

Product specification

General Features

- We declare that the material of product compliance with
- RoHS requirements and Halogen Free.
- S- prefix for automotive and other applications requiring
- unique site and control change requirements; AEC-Q101
- qualified and PPAP capable.
- Extremely small surface mounting type.
- High Speed.
- High reliability.

Reference News

PACKAGE OUTLINE	Pin Configuration	Marking
 <hr/> <p>SOD-923</p>		

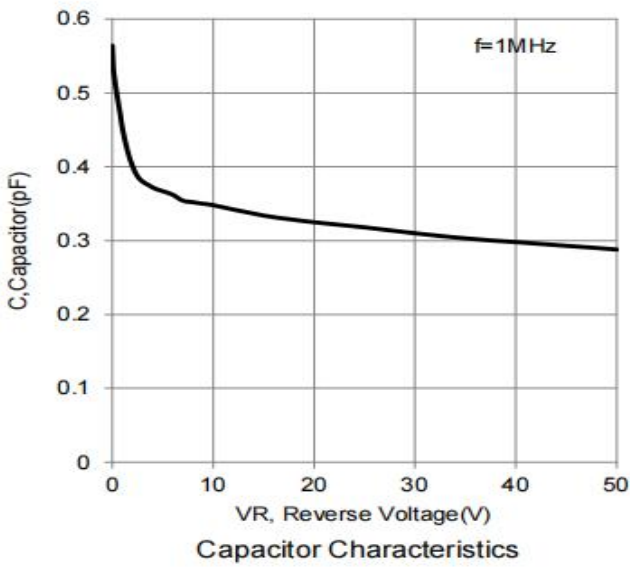
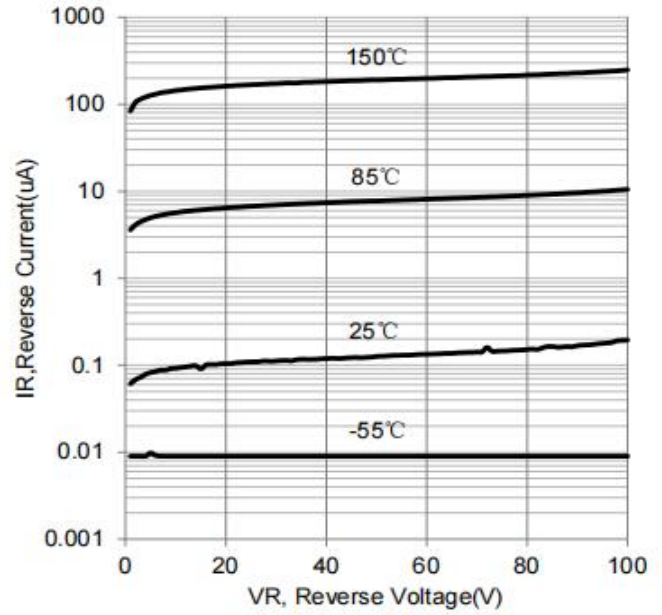
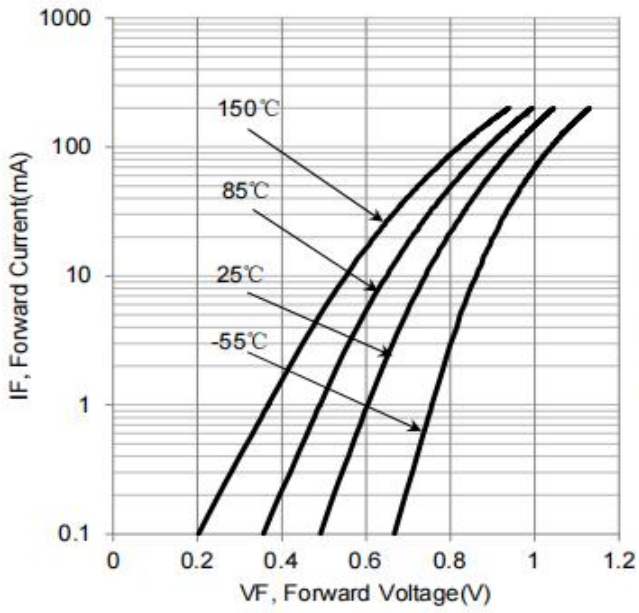
MAXIMUM RATINGS(Ta = 25°C)

Parameter	Symbol	Limits	Unit
Peak reverse voltage	VRM	100	V
DC reverse voltage	VR	85	V
Peak forward current	IFM	300	mA
Mean rectifying current	IO	100	mA
Surge current (1s)	I _{surge}	500	mA
Junction temperature	T _j	125	°C
Storage temperature	T _{stg}	-55~+125	°C

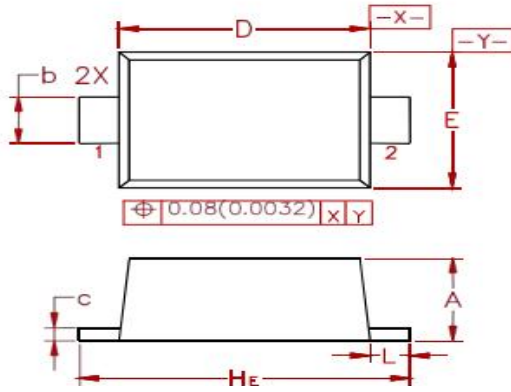
ELECTRICAL CHARACTERISTICS

Characteristic	Symbol	Min.	Typ.	Max.	Unit
Forward voltage (IF =100mA)	VF	-	-	1.2	V
Reverse current (VR =80V)	IR	-	-	0.1	pA
Capacitance between terminals (VR =0.5V , f=1MHz)	CT	-	0.72	3	pF
Reverse recovery time (VR =6V , IF =10mA , RL =100Ω)	trr	-	-	4	nS

ELECTRICAL CHARACTERISTICS CURVES

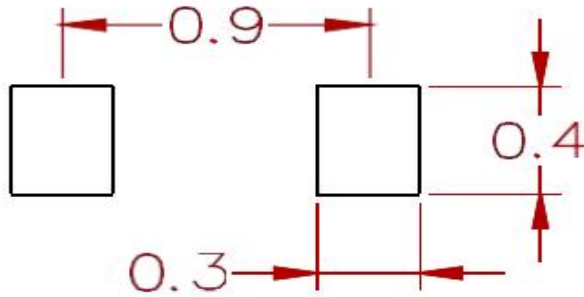


PACKAGE MECHANICAL DATA



Dim	Millimeters			Inches		
	Min	Nom	Max	Min	Nom	Max
A	0.36	0.40	0.43	0.014	0.016	0.017
b	0.15	0.20	0.25	0.006	0.008	0.010
c	0.07	0.12	0.17	0.003	0.005	0.007
D	0.75	0.80	0.85	0.030	0.031	0.033
E	0.55	0.60	0.65	0.022	0.024	0.026
HE	0.95	1.00	1.05	0.037	0.039	0.041
L	0.05	0.10	0.15	0.002	0.004	0.006

Suggested Pad Layout



Dimensions: Millimeters

REEL SPECIFICATION

P/N	PKG	QTY
1SS400CS-MS	SOD-923	8000

Attention

- Any and all MSKSEMI Semiconductor products described or contained herein do not have specifications that can handle applications that require extremely high levels of reliability, such as life-support systems, aircraft's control systems, or other applications whose failure can be reasonably expected to result in serious physical and/or material damage. Consult with your MSKSEMI Semiconductor representative nearest you before using any MSKSEMI Semiconductor products described or contained herein in such applications.
- MSKSEMI Semiconductor assumes no responsibility for equipment failures that result from using products at values that exceed, even momentarily, rated values (such as maximum ratings, operating condition ranges, or other parameters) listed in products specifications of any and all MSKSEMI Semiconductor products described or contained herein.
- Specifications of any and all MSKSEMI Semiconductor products described or contained herein stipulate the performance, characteristics, and functions of the described products in the independent state, and are not guarantees of the performance, characteristics, and functions of the described products as mounted in the customer's products or equipment. To verify symptoms and states that cannot be evaluated in an independent device, the customer should always evaluate and test devices mounted in the customer's products or equipment.
- MSKSEMI Semiconductor strives to supply high-quality high-reliability products. However, any and all semiconductor products fail with some probability. It is possible that these probabilistic failures could give rise to accidents or events that could endanger human lives, that could give rise to smoke or fire, or that could cause damage to other property. When designing equipment, adopt safety measures so that these kinds of accidents or events cannot occur. Such measures include but are not limited to protective circuits and error prevention circuits for safe design, redundant design, and structural design.
- In the event that any or all MSKSEMI Semiconductor products (including technical data, services) described or contained herein are controlled under any of applicable local export control laws and regulations, such products must not be exported without obtaining the export license from the authorities concerned in accordance with the above law.
- No part of this publication may be reproduced or transmitted in any form or by any means, electronic or mechanical, including photocopying and recording, or any information storage or retrieval system, or otherwise, without the prior written permission of MSKSEMI Semiconductor.
- Information (including circuit diagrams and circuit parameters) herein is for example only ; it is not guaranteed for volume production. MSKSEMI Semiconductor believes information herein is accurate and reliable, but no guarantees are made or implied regarding its use or any infringements of intellectual property rights or other rights of third parties.
- Any and all information described or contained herein are subject to change without notice due to product/technology improvement, etc. When designing equipment, refer to the "Delivery Specification" for the MSKSEMI Semiconductor product that you intend to use.

单击下面可查看定价，库存，交付和生命周期等信息

[>>MSKSEMI\(美森科\)](#)