


MultiConnect[®] Conduit[™]

Programmable Gateway for the Internet of Things




MultiConnect[®] Conduit[™] is the industry's most configurable, manageable, and scalable cellular communications gateway for industrial IoT applications. Network engineers can remotely configure and optimize their Conduit performance through DeviceHQ[®], the world's first IoT Application Store and Device Management platform. The Conduit features two accessory card slots that enable users to plug in MultiConnect[®] mCard[™] accessory cards supporting their preferred wired or wireless interface to connect a wide range of assets locally to the gateway.

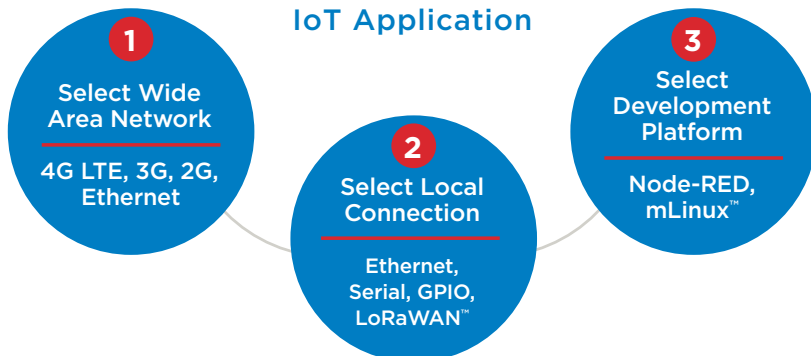
Available options include a LoRaWAN[™] mCard capable of supporting thousands of MultiConnect[®] mDot[™] long range RF modules connected to remote sensors or appliances. Both IBM's Node-RED, a graphical, drag-and-drop interface and mLinux[™] Open Embedded/Yocto opens the complex world of IoT application development to a wider user group to monitor and control their assets. Quick-to-deploy and easy to customize and manage, the Conduit communications gateway realizes your IoT application.

BENEFITS

- Certified for Europe 868 MHz, North American and Australian 915 MHz ISM bands
- 27 dBm support for European region
- ISM band scanning for optimum LoRa performance
- Listen Before Talk LoRa operating protocol
- GNSS module for location coordinate information
- Backhaul options include 4G-LTE, 3G, 2G cellular or Ethernet for cost effective global deployment
- Quick-to-deploy, manage and scale differentiated services using the DeviceHQ IoT Application Store



3 Steps to Deploying your IoT Application



SPECIFICATIONS

Model	MTCDDT-Lxxx			MTCDDT-H5
Performance	LTE 3GPP Release 9 (100 Mbps peak downlink/50 Mbps peak uplink)			HSPA+
	AT&T/T-Mobile with HSPA+ 21/GPRS fallback	Europe with HSPA+ 42/GPRS fallback	Verizon (No fall back)	
Frequency Bands (MHz)	AT&T/T-Mobile 4G: 700(B17)/ 850(B5)/ AWS1700(B4)/ 1900(B2) 3G: 850(B5)/ 1900(B2) 2G: 850/1900	Europe 4G: 800(B20)/ 1800(B3)/2600(B7) 3G: 850(B5)/ 900(B8)/2100(B1) 2G: 900/1800	Verizon 700(B13)/AWS1700(B4)	3G: 850/900/1700 (AWS)/1900/2100 2G: 850/900/1800/1900
	ARM9 processor with 32-Bit ARM & 16-Bit Thumb instruction sets			
Processor & Memory	<ul style="list-style-type: none"> • 400 MHz • 16K Instruction Cache • 16K Data Cache • 128X16M DDR RAM • 256 MB Flash Memory 			
Packet Data	Up to 100 Mbps downlink, Up to 50 Mbps uplink			21 Mbps downlink, 5.76 Mbps uplink
Radio Frequency LoRa	LoRa 868 or 915 MHz - a proprietary Digital Spread Spectrum technique			
Storage	Micro SD			
Input Voltage	9V to 32VDC			
Connectors				
Ethernet	1 RJ-45 Ethernet 10/100 port			
USB	2 USB Ports: USB Host (Type-A), USB Device (Micro-B)			
Serial	1 Debug Serial: USB Micro-B			
Antenna	Female SMA, Cell 2dBi (Qty 2) GPS (Qty 1) and WIFI/BT (Qty 1)			
SIM	SIM/USIM			
Physical Description				
Dimensions (L x W x H)	6.35" x 4.23" x 1.69" (161.3 mm x 107.4 mm x 42.8 mm)			
Weight	1.01 lbs (16.2 oz) with two accessory cards installed			
Chassis Type	Metal			
Environmental				
Operating Temperature	-30° to +70° C*			
Storage Temperature	-40° to +85° C			
Relative Humidity	20% to 90%, non-condensing			
Certifications				
EMC Compliance	US: FCC Part 15 Class B. EU: EN 55022 Class B, EN 55024. Canada: ICES-003			
Radio Compliance	FCC Part 22,24,27			
Safety	UL 60950-1 2nd Ed., cUL 60950-1 2nd Ed., IEC 60950-1 2nd Ed			
Network Approvals	PTCRB, GCF certified module, AT&T, T-Mobile Pending: Rogers, Bell, Telus, Verizon & Sprint			
Quality	MIL-STD-810G: High Temp, Low Temp, Random Vibration. SAE J1455: Transit Drop & Handling Drop, Random Vibration, Swept-Sine Vibration. IEC68-2-1: Cold Temp. IEC68-2-2: Dry Heat			

* UL Listed @ 40° C, limited by AC power supply. UL Recognized @ 70° C when used with the fused DC power cable, part number FPC-532-DC.

Installation in outdoor locations or ambient temperature above 40° C or 70° C has not been evaluated by UL. UL Certification does not apply or extend to use in outdoor applications. Optional power must be UL Listed ITE power supply marked LPS or Class 2 rated 12VDC, 5A. Certification does not apply or extend to voltages outside certified range, and has not been evaluated by UL for operating voltages beyond tested range.

SOFTWARE SPECIFICATIONS

mLinux

Open source embedded Linux distro based on the Yocto Project

Tool chain for creating custom images

LoRa network server & packet forwarder

WAN connection via Ethernet or cellular

Cellular PPP, DHCP client & server

Firewall configuration via iptables

MTAC-GPIO, MTAC-MFSEER,
MTAC-ETH and MTAC-LORA

Full root console access via SSH and serial debug port

Out of the box support for C, C#, C++, Java, Perl, Python, Javascript, Node.js, Ruby

opkg package manager with limited package feed

Basic router functionality built-in with Linux

RS-232, RS-485

Five configurable LEDs

Software configurable USB device port

Lighttpd web server

AEP

Enhanced closed source embedded Linux platform

LoRa network server & packet forwarder

WAN Connection

Cellular PPP, Dynamic DNS, DHCP Server/Client

WAN connection via Ethernet or cellular

LAN/WAN Security

Secure firewall with NAT and port forwarding

Static routing

Node-RED integration

Built-in Node-RED application development environment,

Node modules for MTAC-GPIO, MTAC-MFSEER and MTAC-LORA

RS-232, RS-485

Language Support

C, C++, Python, Javascript, node.js, bash

Router/Modem management

Graphical web interface for configuration and management

Remote Access

Configuration backup & restore

Easy firmware upgrade through graphical web interface

Seamless integration with DeviceHQ, MultiTech's device management platform

System and network statistics

ORDERING INFORMATION

Non-cellular Models

Model	Description	Region
MTCDDT-210L-US-EU-GB	mLinux Programmable Gateway w/US/EU/UK Accessory Kit	Global
MTCDDT-210A-US-EU-GB	Application Enablement Gateway w/US/EU/UK Accessory Kit	Global

HSPA+ Models

Model	Description	Region
MTCDDT-H5-210L-US-EU-GB	HSPA+ mLinux Programmable Gateway w/US/EU/UK Accessory Kit	Global
MTCDDT-H5-210A-US-EU-GB	HSPA+ Application Enablement Gateway w/US/EU/UK Accessory Kit	Global

LTE Models

Model	Description	Region
MTCDDT-LAT1-210L-US	LTE mLinux Programmable Gateway w/US Accessory Kit	NAM
MTCDDT-LAT1-210A-US	LTE Application Enablement Gateway w/US Accessory Kit	NAM
MTCDDT-LVW2-210L-US	LTE mLinux Programmable Gateway w/US Accessory Kit (Verizon)	NAM
MTCDDT-LVW2-210A-US	LTE Application Enablement Gateway w/US Accessory Kit (Verizon)	NAM
MTCDDT-LEU1-210L-EU-GB	LTE mLinux Programmable Gateway w/EU/UK Accessory Kit	EMEA
MTCDDT-LEU1-210A-EU-GB	LTE Application Enablement Gateway w/EU/UK Accessory Kit	EMEA

RECOMMENDED ACCESSORIES

MultiConnect mCard

Model	Description	Region
MTAC-GPIO	GPIO Accessory Card, GPIO Cable Sold Separately	Global
MTAC-MFSER-DTE	Multi-Function Serial Accessory Card - DTE Interface	Global
MTAC-MFSER-DCE	Multi-Function Serial Accessory Card - DCE Interface	Global
MTAC-LORA-868	868 MHz LoRa Accessory Card, Antenna Sold Separately	EMEA
MTAC-LORA-915	915 MHz LoRa Accessory Card, Antenna Sold Separately	NAM

MultiConnect mDot

Model	Description	Region
MTDOT-868-X1-SMA	868 MHz XBee LoRa SMA	Euro
MTDOT-868-X1P-SMA	868 MHz XBee LoRa SMA w/Programming Header	Euro
MTDOT-868-X1-UFL	868 MHz XBee LoRa UFL	Euro
MTDOT-868-M1-UFL	868 MHz SMT LoRa UFL	Euro
MTDOT-868-M1-TRC	868 MHz SMT LoRa RF Pad	Euro
MTDOT-915-X1-SMA	915 MHz XBee LoRa SMA	NAM
MTDOT-915-X1P-SMA	915 MHz XBee LoRa SMA w/Programming Header	NAM
MTDOT-915-X1-UFL	915 MHz XBee LoRa UFL	NAM
MTDOT-915-M1-UFL	915 MHz SMT LoRa UFL	NAM
MTDOT-915-M1-TRC	915 MHz SMT LoRa RF Pad	NAM

Developer Kit and Accessories

Model	Description	Region
MTUDK2-ST-MDOT	Developer Kit, includes SMA antenna and USB cable, mDots sold separately	Global
AN868-915A-1HRA	868-915 MHz RP-SMA Antenna, 8" (3.0dBi)	Global
CARSMA-UFL	Reverse SMA-to-UFL Coax RF Cable, 6"	Global
CA-MTAC-GPIO	GPIO Cable for MTAC-GPIO (2.5 ft)	Global
CA9-9-D	DE9M-DE9F Serial Cable (6 ft)	Global
CA-USB-A-MICRO-B-3	USB Cable Type A to Type B Micro (3ft)	Global

Go to www.multitech.com for detailed product model numbers.
The LoRa® name and associated logo are trademarks of Semtech Corporation or its subsidiaries.

SERVICES & WARRANTY

MultiTech's comprehensive Support Services programs offer a full array of options to suit your specific needs. These services are aimed at protecting your investment, extending the life of your solution or product, and reducing total cost of ownership. Our seasoned technical experts, with an average tenure of more than 10 years, can walk you through smooth installations, troubleshoot issues and help you with configurations.

INSTALLATION SUPPORT

MultiTech's Installation Support Service delivers priority service with the ability to work one-on-one with an experienced MultiTech technical support engineer, to guide you through the installation process for our products.

TECHNICAL SUPPORT SERVICES

At MultiTech, we're committed to providing you personalized attention and quality service while providing you a quick response to your product support needs. We have several options of support for you to choose from.

For additional information on Support Services as well as other service offerings, please contact your MultiTech representative or visit www.multitech.com/support.go

World Headquarters

Multi-Tech Systems, Inc.
2205 Woodale Drive
Mounds View, MN 55112 U.S.A.
Tel: 763-785-3500
Toll-Free: 800-328-9717
Email: sales@multitech.com
www.multitech.com

EMEA Headquarters

Multi-Tech Systems (EMEA)
Strata House
264-270 Bath Road
Harlington UB3 5JJ
United Kingdom
Tel: +(44) 118 959 7774
Email: sales@multitech.co.uk
www.multitech.co.uk

Produced in the U.S. of U.S. and non-U.S. components. Features and specifications are subject to change without notice.

Trademarks and Registered Trademarks: MultiTech and the MultiTech logo, MultiConnect, Conduit, mDot, mDot, xDot, DeviceHQ: Multi-Tech Systems, Inc. The LoRa name and associated logo are trademarks of Semtech Corporation or its subsidiaries. All other products and technologies are the trademarks or registered trademarks of their respective holders.

2017-01 • 86002170 • © 2017 by Multi-Tech Systems, Inc. All right

Downloaded From Oneyac.com

MULTITECH 

单击下面可查看定价，库存，交付和生命周期等信息

[>>MULTITECH](#)