



**SF2098G**

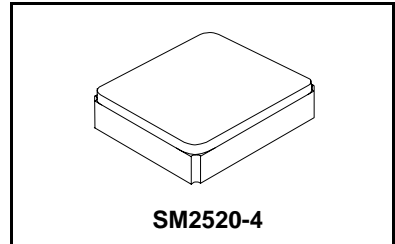
**915.00 MHz  
SAW Filter**

- Low-loss SAW Filter
- 2.5 x 2.0 x 1.05 mm Surface-mount Case
- No Matching Circuit Required
- Complies with Directive 2002/95/EC (RoHS)



**Absolute Maximum Ratings**

Rating	Value	Units
Maximum Incident Power in Passband	+15	dBm
Maximum DC voltage between any Two Terminals	3	VDC
Storage Temperature Range in Tape and Reel	-40 to +85	°C
Maximum Reflow Soldering Profile	265 °C for 10 s	



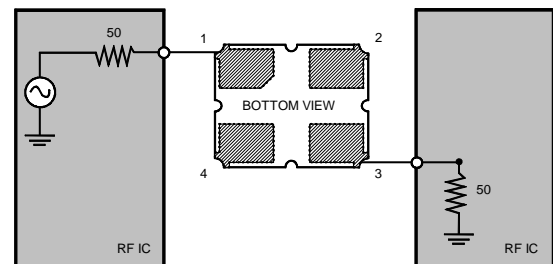
**Electrical Characteristics**

Characteristic	Sym	Notes	Min	Typ	Max	Units
Center Frequency	$f_c$			915		MHz
Insertion Loss, 902 to 928 MHz	IL			2.2	3.0	dB
Amplitude Ripple, 902 to 928 MHz				0.5	1.5	dB <sub>p-p</sub>
VSWR, 902 to 928 MHz				1.6:1	2.2:1	
Attenuation (Reference level from 0 dB)						dB
DC to 800 MHz			45	63		
800 to 870 MHz			40	53		
960 to 1080 MHz			30	40		
1080 to 2000 MHz			35	53		
2000 to 3000 MHz			22	28		
Source impedance	$Z_s$			50		$\Omega$
Load impedance	$Z_L$			50		$\Omega$
Operating Temperature	$T_A$		-40		+85	°C

Single Ended Input / Output, Impedance match	No matching network required for operation at 50 ohms
Case Style	SM2520-4
Lid Symbolization (2C=SF2098G Y=year, W=week)	2C, YW

**Electrical Connections**

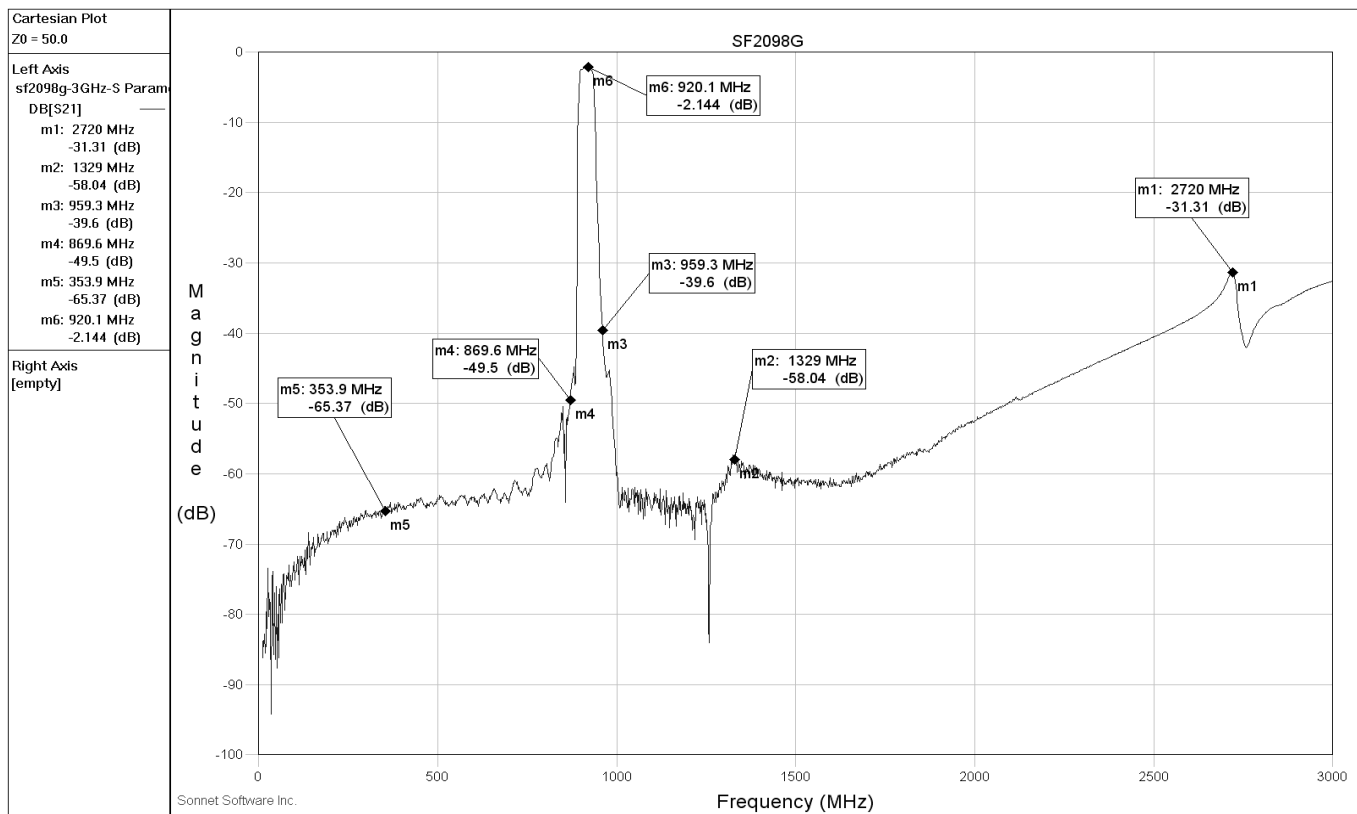
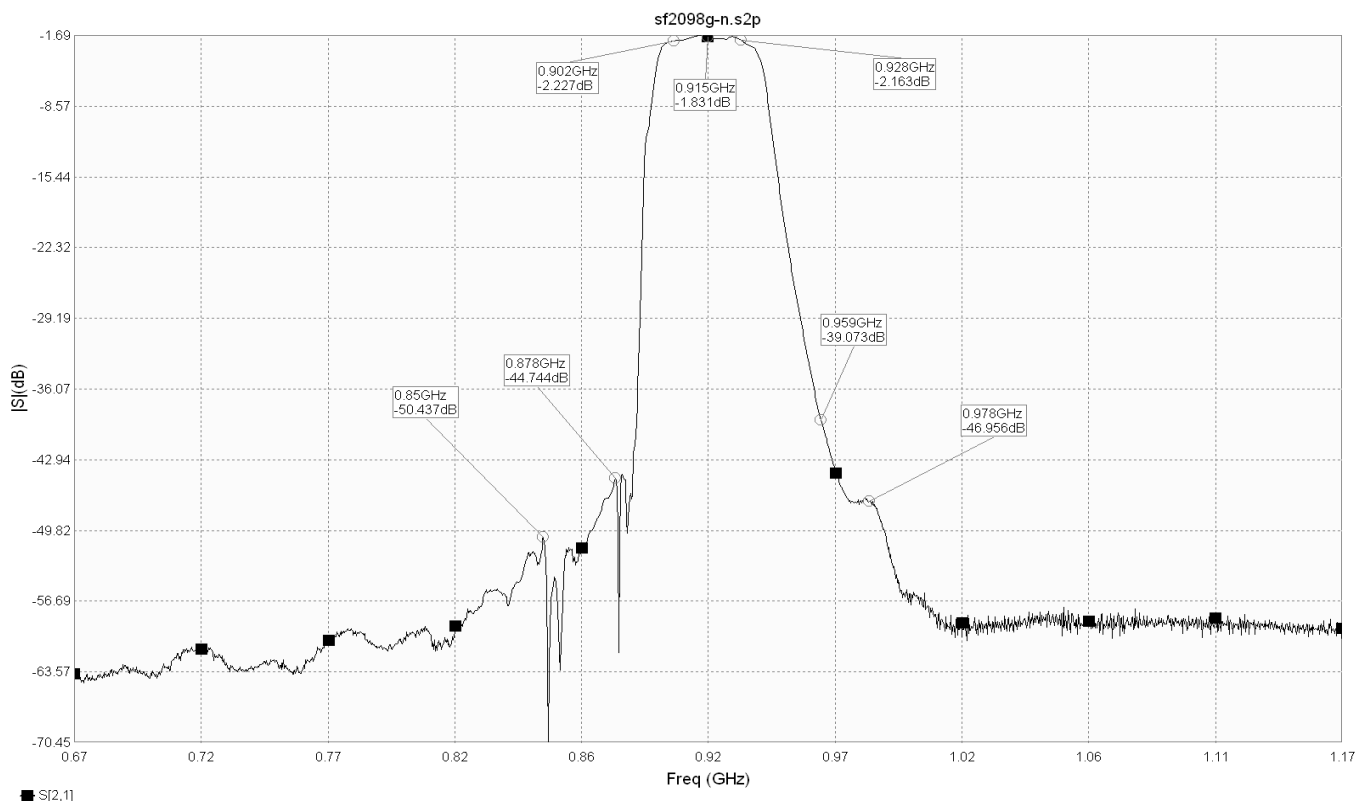
Connection	Terminals
Input	1
Output	3
Ground	All others

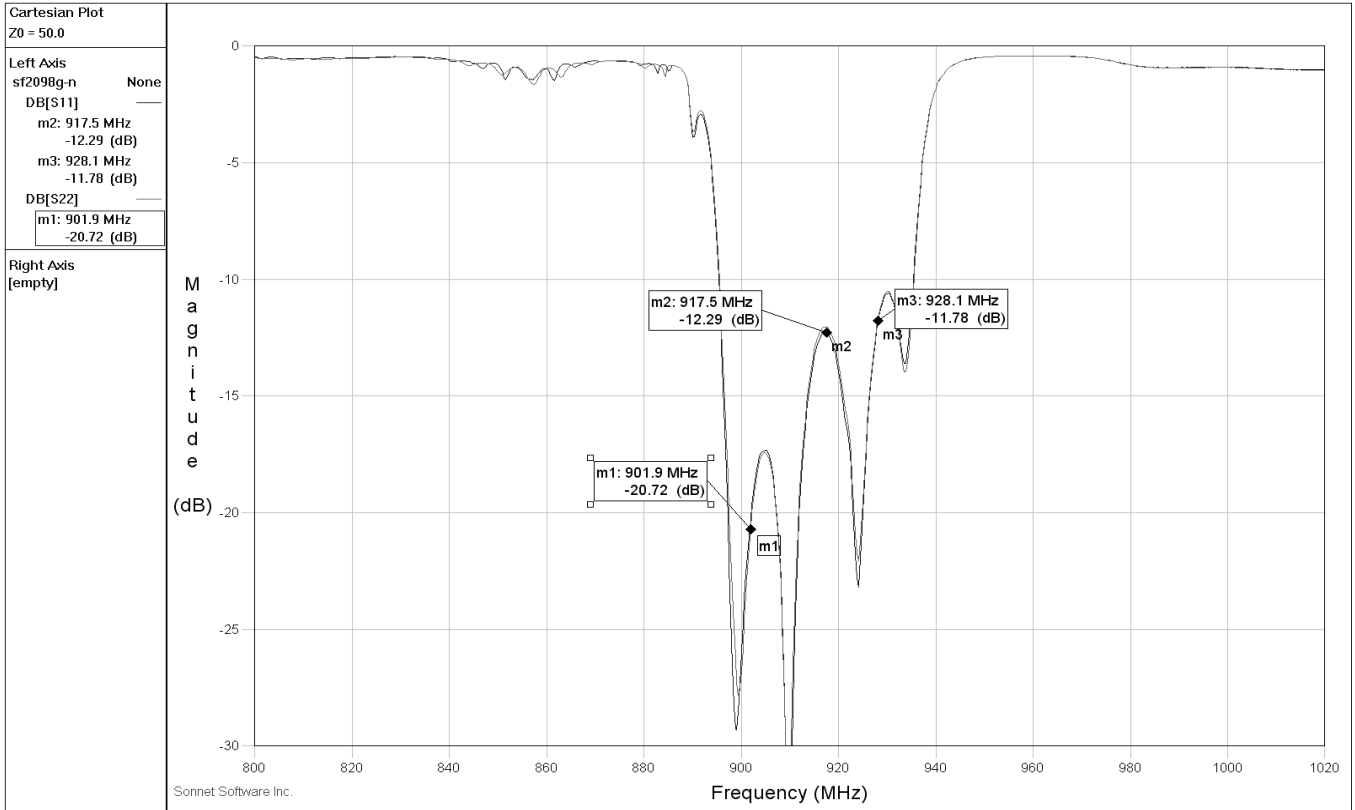


**CAUTION: Electrostatic Sensitive Device. Observe precautions for handling.**

**Notes:**

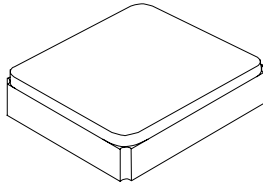
1. US and international patents may apply.
2. RFM, stylized RFM logo, and RF Monolithics, Inc. are registered trademarks of RF Monolithics, Inc.



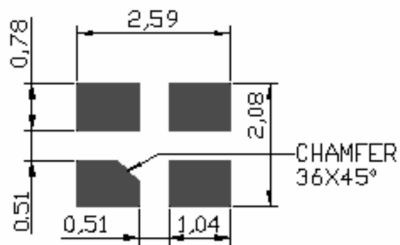


# SM2520-4 Case

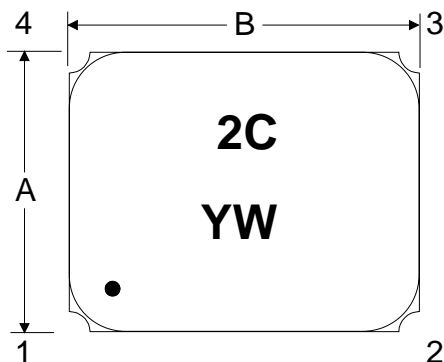
## 4-Terminal Ceramic Surface-Mount Case 2.5 X 2.0 mm Nominal Footprint



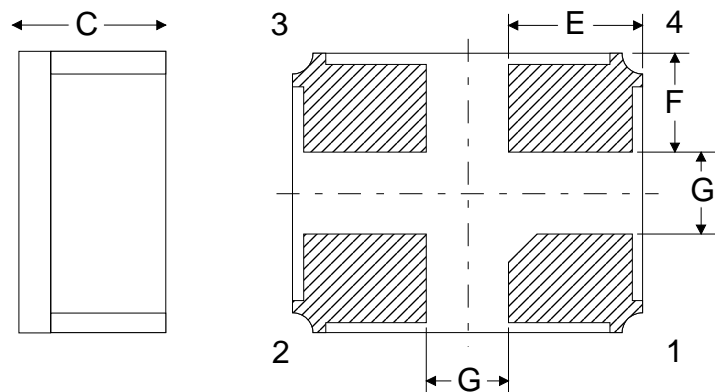
PCB Foot Print



TOP VIEW



BOTTOM VIEW



### Case Dimensions

Dimension	mm		
	Nom		
A		2.0	
B		2.5	
C		1.0	
E		0.95	
F		0.70	
G		0.60	

### Electrical Connections

Connection		Terminals
Port 1	Single-ended Input	1
Port 2	Single-ended Output	3
	Ground	All others
Single Ended Operation Only		

### Materials

Solder Pad Plating	0.3 to 1.0 $\mu\text{m}$ Gold over 1.27 to 8.89 $\mu\text{m}$ Nickel
Lid Plating	2.0 to 3.0 $\mu\text{m}$ Nickel
Body	$\text{Al}_2\text{O}_3$ Ceramic
Pb Free	



单击下面可查看定价，库存，交付和生命周期等信息

[>>Murata\(村田\)](#)