

DS104C2

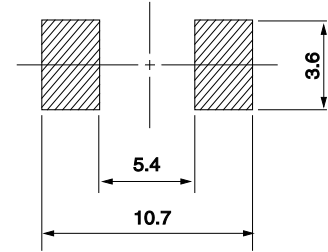
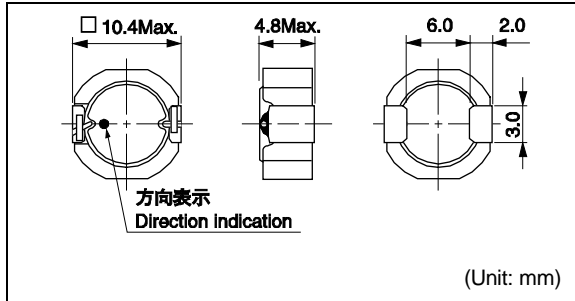

85
°C

RoHS

REACH

Inductance Range: 1.1~120μH

Recommended patterns
推荐焊盘尺寸



(Unit: mm)

FEATURES 特点

- 10.4mm Max. square and 4.8mm Max. height.
- Magnetically shielded construction and low DC resistance.
- Suitable for large current.
- Ideal for DC-DC converter inductor applications.
- Operating temperature : -40~+85°C
- 最大10.4毫米的平面，最大高度4.8毫米
- 磁性屏蔽结构和低直流电阻
- 适合大电流
- DC-DC转换器电感器的理想选择
- 使用温度范围：-40~+85°C

STANDARD PART NUMBERS 标准零件号码

TYPE DS104C2 (Quantity/reel; 500 PCS)

零件号码	电感值 ⁽¹⁾	公差	最大直流电阻 ⁽²⁾ (典型)	最大电感值减小电流 ⁽³⁾ (典型)	最大温度上升电流 ⁽³⁾ (典型)	
Part Number	Inductance ⁽¹⁾ (μH)	Tolerance (%)	DC Resistance ⁽²⁾ (mΩ) Max.(Typ.)	Inductance Decrease Current ⁽³⁾ (A) Max.(Typ.)		Temperature Rise Current ⁽³⁾ ΔT=40°C (A) Max.(Typ.)
				ΔL/L=10%	ΔL/L=30%	
#B952AS-H-1R1N=P3	1.1	± 30	11 (9)	11.7 (15.6)	14.6 (19.5)	6.0 (7.6)
#B952AS-H-1R8N=P3	1.8	± 30	14 (11)	8.7 (11.7)	10.9 (14.6)	5.4 (6.8)
#B952AS-H-2R7N=P3	2.7	± 30	16 (13)	7.3 (9.7)	9.1 (12.2)	4.9 (6.2)
#B952AS-H-3R9N=P3	3.9	± 30	18 (15)	5.8 (7.7)	7.3 (9.8)	4.6 (5.9)
#B952AS-H-5R1N=P3	5.1	± 30	26 (21)	4.9 (6.6)	6.3 (8.4)	3.8 (4.7)
#B952AS-H-6R8N=P3	6.8	± 30	35 (29)	4.5 (6.0)	5.6 (7.6)	3.1 (3.9)
#B952AS-H-8R2N=P3	8.2	± 30	40 (33)	4.1 (5.6)	5.3 (7.1)	2.9 (3.7)
#B952AS-H-100M=P3	10	± 20	44 (36)	3.6 (4.9)	4.6 (6.2)	2.7 (3.4)
#B952AS-H-120M=P3	12	± 20	51 (42)	3.3 (4.5)	4.3 (5.7)	2.5 (3.2)
#B952AS-H-150M=P3	15	± 20	62 (51)	3.1 (4.2)	4.0 (5.4)	2.3 (2.9)
#B952AS-H-180M=P3	18	± 20	79 (66)	2.7 (3.6)	3.4 (4.6)	2.0 (2.5)
#B952AS-H-220M=P3	22	± 20	87 (72)	2.4 (3.2)	3.1 (4.1)	1.9 (2.4)
#B952AS-H-270M=P3	27	± 20	100 (82)	2.2 (3.0)	2.8 (3.8)	1.8 (2.3)
#B952AS-H-330M=P3	33	± 20	125 (100)	2.0 (2.7)	2.5 (3.3)	1.6 (2.0)
#B952AS-H-390M=P3	39	± 20	150 (125)	1.8 (2.5)	2.3 (3.1)	1.4 (1.8)
#B952AS-H-470M=P3	47	± 20	175 (145)	1.7 (2.3)	2.2 (2.9)	1.3 (1.6)
#B952AS-H-560M=P3	56	± 20	195 (160)	1.5 (2.0)	1.9 (2.6)	1.2 (1.5)
#B952AS-H-680M=P3	68	± 20	240 (200)	1.3 (1.8)	1.6 (2.2)	1.1 (1.3)
#B952AS-H-820M=P3	82	± 20	295 (245)	1.2 (1.7)	1.5 (2.1)	1.0 (1.2)
#B952AS-H-101M=P3	100	± 20	380 (315)	1.1 (1.5)	1.4 (1.8)	0.9 (1.1)
#B952AS-H-121M=P3	120	± 20	460 (380)	0.97 (1.3)	1.2 (1.6)	0.8 (1.0)

(1) Inductance is measured with a LCR meter 4284A (Agilent Technologies) or equivalent.
Test frequency at 100kHz

(2) DC resistance is measured with 34420A (Agilent Technologies) or 3541 (HIOKI). (Reference ambient temperature 25°C)

(3) Maximum allowable DC current is that which causes a 10% inductance reduction from the initial value, or coil temperature to rise by 40°C, whichever is smaller. (Reference ambient temperature: 20°C)

(1) LCR仪表4284A (Agilent技术)或者功能相同的仪器在100kHz下测试电感值。

(2) 通过数码万用表34420A (Agilent技术) 或者3541(HIOKI)测试直流电阻。(环境温度为25°C)

(3) 允许最大直流电的范围是以下两者中比较小的一个：引起电感值从最初值降低10%，或者线圈温度升高40°C。(参考周围环境温度20°C)。

单击下面可查看定价，库存，交付和生命周期等信息

[>>Murata\(村田\)](#)