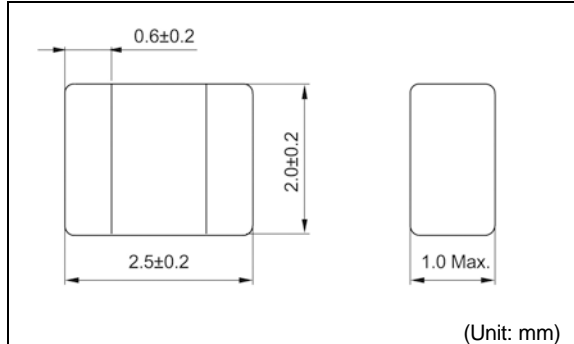



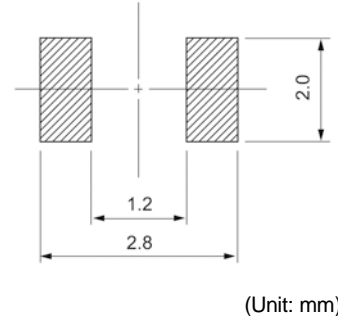
**DFE252010P**



Inductance Range: 0.33~4.7μH



**Recommended patterns**  
推荐焊盘尺寸



**FEATURES 特点**

- Miniature size: 2520 footprint (2.5mm×2.0mm) and low profile(1.0mm Max. height)
- The use of magnetic iron powder ensure capability for large current.
- The use of Flat wire for Low DC resistance.
- Magnetically shielded, low audible core noise.
- Reflow solderable.
- Operating temperature : -40~+125°C
- 小型薄型构造(2.5 × 2.0mm、高度1.0mm Max.)
- 使用合金系磁性粉，保证了大电流
- 采用平角线、低直流电阻
- 闭磁路构造、低芯片噪音
- 适合回流焊接
- 使用温度范围：-40~+125°C

**STANDARD PART NUMBERS 标准零件号码**

**TYPE DFE252010P (Quantity/reel; 3,000 PCS)**

零件号码	电感值 <sup>(1)</sup>	公差	测试频率	最大直流电阻 <sup>(2)</sup>	最大电感值减小电流 <sup>(3)</sup>	最大温度上升电流 <sup>(3)</sup>
Part Number	Inductance <sup>(1)</sup> L(μH)	Tolerance (%)	Test Frequency (MHz)	DC Resistance <sup>(2)</sup> mΩ Max. (Typ.)	Inductance Decrease Current <sup>(3)</sup> (A) Max. (Typ.) ΔL/L=30%	Temperature Rise Current <sup>(3)</sup> ΔT=40°C (A) Max. (Typ.)
DFE252010P-R33M=P2	0.33	±20	1	29 (22)	5.7 (6.4)	3.8 (4.4)
DFE252010P-R47M=P2	0.47	±20	1	35 (27)	5.0 (5.5)	3.5 (4.1)
DFE252010P-R68M=P2	0.68	±20	1	48 (40)	4.1 (4.6)	3.0 (3.5)
DFE252010P-1R0M=P2	1.0	±20	1	54 (45)	3.8 (4.2)	2.7 (3.2)
DFE252010P-1R2M=P2	1.2	±20	1	68 (57)	3.2 (3.7)	2.4 (2.8)
DFE252010P-1R5M=P2	1.5	±20	1	82 (68)	3.0 (3.4)	2.1 (2.5)
DFE252010P-2R2M=P2	2.2	±20	1	115 (96)	2.6 (2.9)	1.7 (2.0)
DFE252010P-3R3M=P2	3.3	±20	1	195 (160)	2.1 (2.4)	1.4 (1.7)
DFE252010P-4R7M=P2	4.7	±20	1	270 (220)	1.7 (1.9)	1.1 (1.3)

(1) Inductance is measured with a LCR meter 4284A (Agilent Technologies) or equivalent. Test frequency at 1MHz

(2) DC resistance is measured with 34420A (Agilent Technologies) or 3541(HIOKI). (Reference ambient temperature 20°C)

(3) Maximum allowable DC current is that which causes a 30% inductance reduction from the initial value, coil temperature to rise by 40°C whichever is smaller. (Reference ambient temperature 20°C)

(1)LCR仪表4284A (Agilent Technologies)或者功能相同的仪器在1MHz下测试电感值。

(2)通过数码万用表34420A (Agilent Technologies)/ 3541(HIOKI)或者相类似的工具测试直流电阻。(环境温度为20°C)

(3)允许最大直流电的范围是以下两者中比较小的一个：从开始值降低30%的电感值，或者线圈温度升高40°C。(参考周围环境温度20°C)。

单击下面可查看定价，库存，交付和生命周期等信息

[>>Murata\(村田\)](#)

[>>点击查看相关商品](#)