

Important notice

Dear Customer,

On 7 February 2017 the former NXP Standard Product business became a new company with the tradename **Nexperia**. Nexperia is an industry leading supplier of Discrete, Logic and PowerMOS semiconductors with its focus on the automotive, industrial, computing, consumer and wearable application markets

In data sheets and application notes which still contain NXP or Philips Semiconductors references, use the references to Nexperia, as shown below.

Instead of <http://www.nxp.com>, <http://www.philips.com/> or <http://www.semiconductors.philips.com/>, use **<http://www.nexperia.com>**

Instead of sales.addresses@www.nxp.com or sales.addresses@www.semiconductors.philips.com, use **salesaddresses@nexperia.com** (email)

Replace the copyright notice at the bottom of each page or elsewhere in the document, depending on the version, as shown below:

- © NXP N.V. (year). All rights reserved or © Koninklijke Philips Electronics N.V. (year). All rights reserved

Should be replaced with:

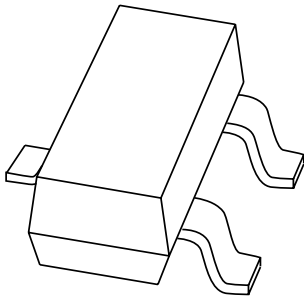
- © **Nexperia B.V. (year). All rights reserved.**

If you have any questions related to the data sheet, please contact our nearest sales office via e-mail or telephone (details via **salesaddresses@nexperia.com**). Thank you for your cooperation and understanding,

Kind regards,

Team Nexperia

DATA SHEET



BAT17 Schottky barrier diode

Product data sheet
Supersedes data of 1999 May 26

2003 Mar 25



Schottky barrier diode

BAT17

FEATURES

- Low forward voltage
- Small SMD package
- Low capacitance.

APPLICATIONS

- UHF mixer
- Sampling circuits
- Modulators
- Phase detection.

DESCRIPTION

Planar Schottky barrier diode in a small SOT23 plastic SMD package.

MARKING

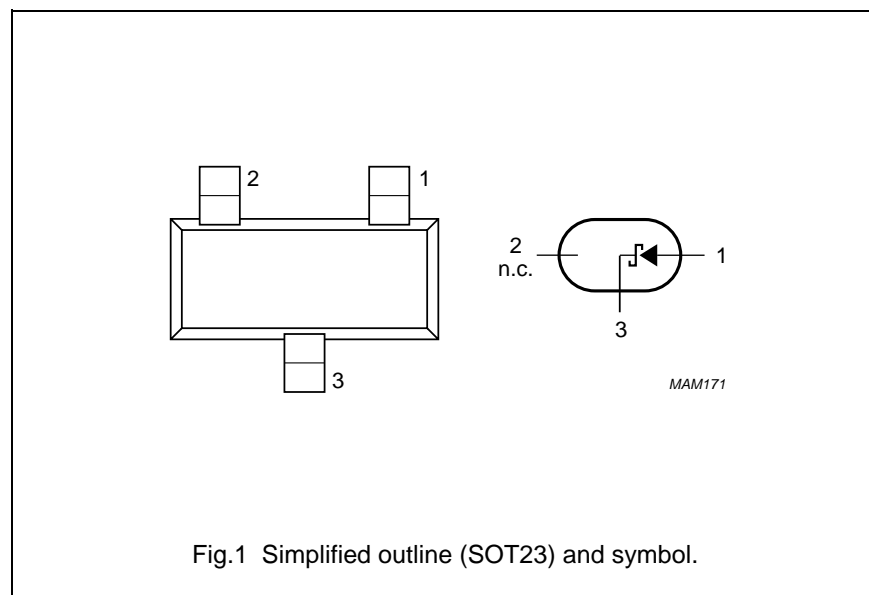
TYPE NUMBER	MARKING CODE ⁽¹⁾
BAT17	A3*

Note

1. * = p : Made in Hong Kong.
 * = t : Made in Malaysia.
 * = W : Made in China.

PINNING

PIN	DESCRIPTION
1	anode
2	not connected
3	cathode



LIMITING VALUES

In accordance with the Absolute Maximum Rating System (IEC 60134).

SYMBOL	PARAMETER	MIN.	MAX.	UNIT
V_R	continuous reverse voltage	—	4	V
I_F	continuous forward current	—	30	mA
T_{stg}	storage temperature	−65	+150	°C
T_j	junction temperature	—	100	°C

Schottky barrier diode

BAT17

ELECTRICAL CHARACTERISTICS

$T_{amb} = 25\text{ }^{\circ}\text{C}$ unless otherwise specified.

SYMBOL	PARAMETER	CONDITIONS	MAX.	UNIT
V_F	forward voltage	see Fig.2		
		$I_F = 0.1\text{ mA}$	350	mV
		$I_F = 1\text{ mA}$	450	mV
		$I_F = 10\text{ mA}$	600	mV
I_R	reverse current	$V_R = 3\text{ V}$; see Fig.3	0.25	μA
		$V_R = 3\text{ V}$; $T_{amb} = 60\text{ }^{\circ}\text{C}$; see Fig.3	1.25	μA
r_D	diode forward resistance	$f = 1\text{ kHz}$; $I_F = 5\text{ mA}$	15	Ω
C_d	diode capacitance	$f = 1\text{ MHz}$; $V_R = 0$; see Fig.4	1	pF
F	noise figure	$f = 900\text{ MHz}$; note 1	8	dB

Note

1. The local oscillator is adjusted for a diode current of 2 mA. IF amplifier noise $F_{if} = 1.5\text{ dB}$; $f = 35\text{ MHz}$.

THERMAL CHARACTERISTICS

SYMBOL	PARAMETER	CONDITIONS	VALUE	UNIT
$R_{th\ j-a}$	thermal resistance from junction to ambient	note 1	500	K/W

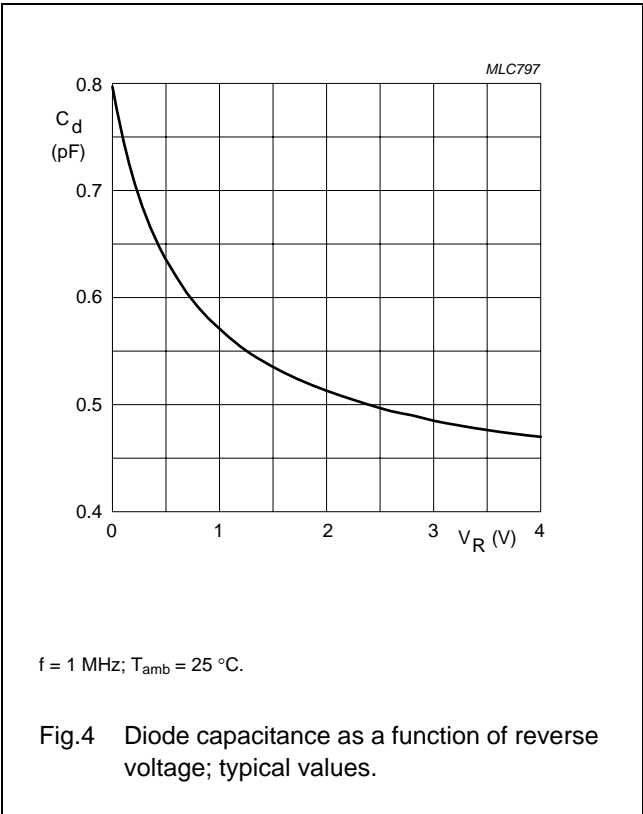
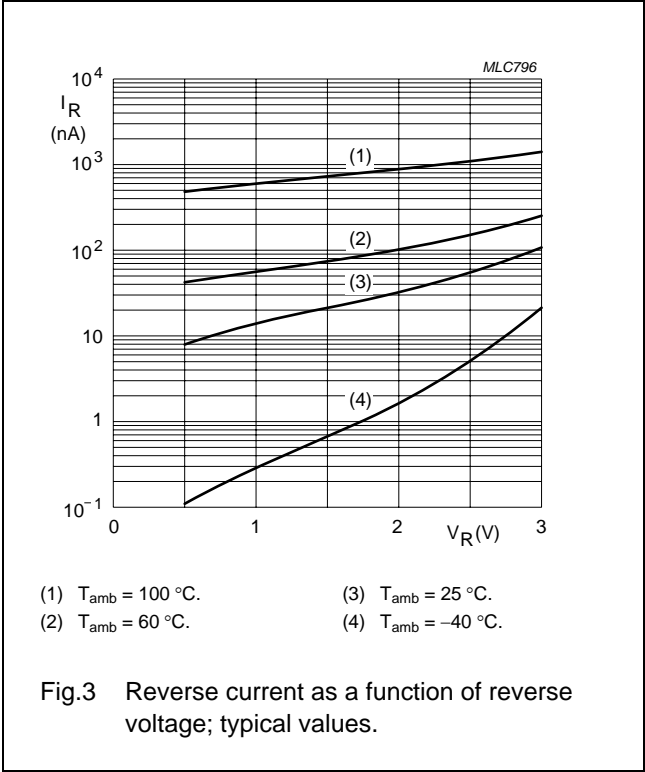
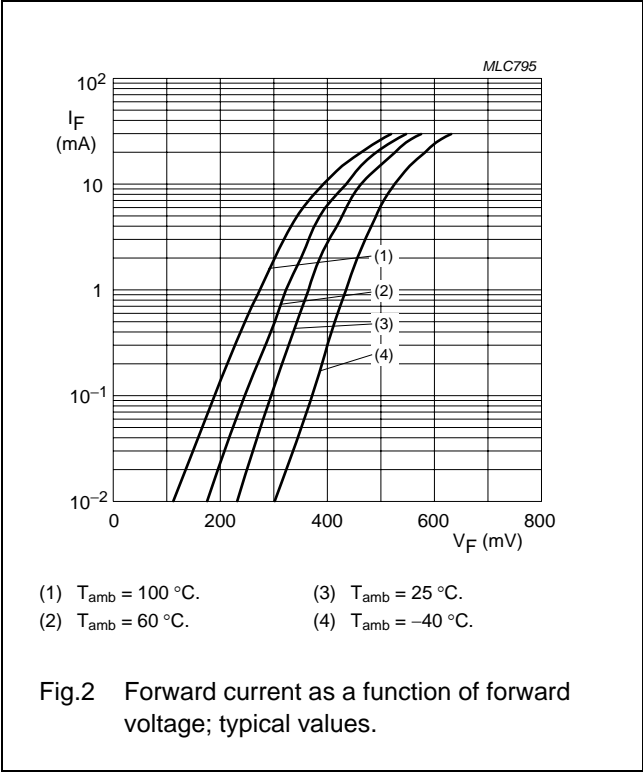
Note

1. Refer to SOT23 standard mounting conditions.

Schottky barrier diode

BAT17

GRAPHICAL DATA



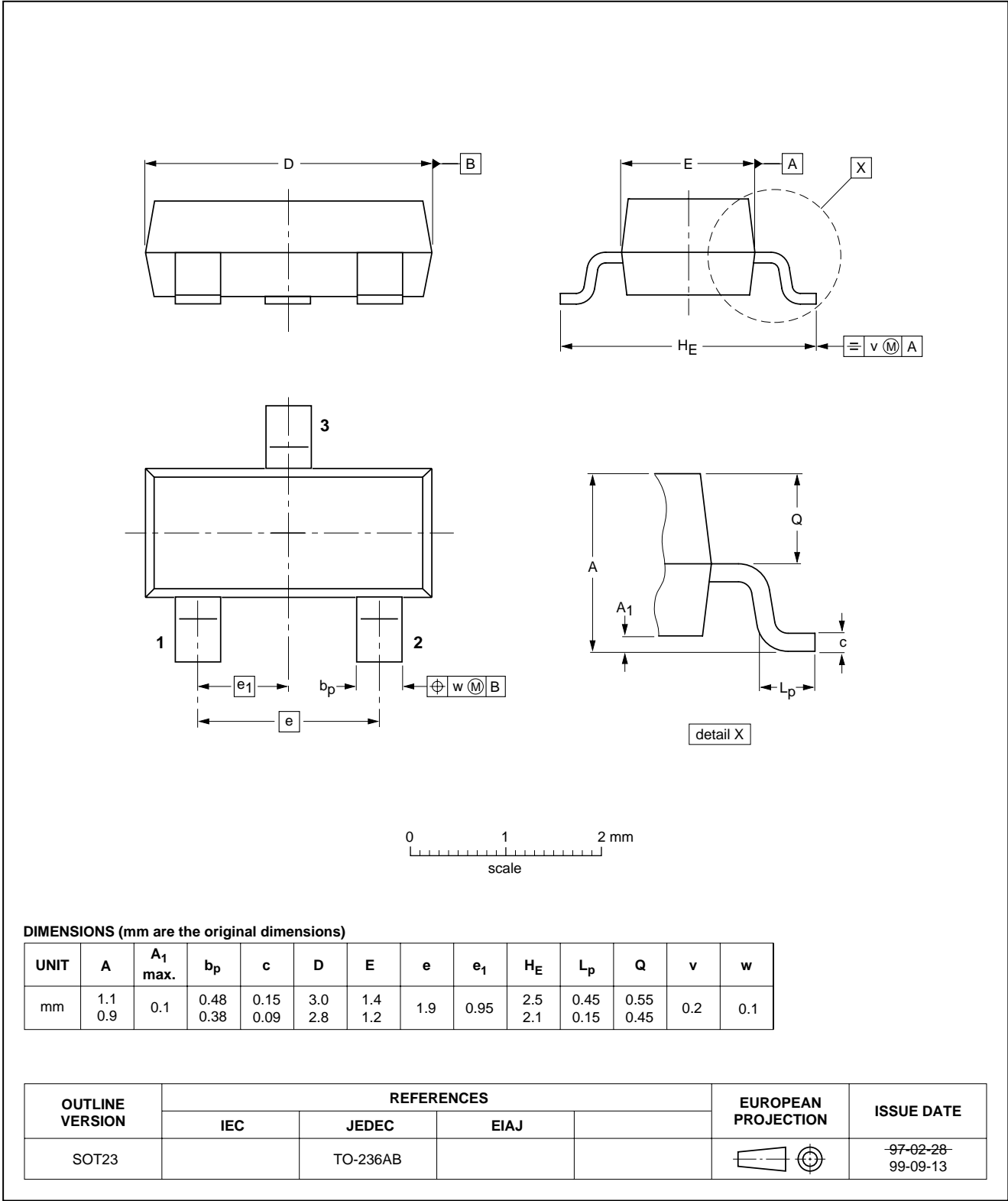
Schottky barrier diode

BAT17

PACKAGE OUTLINE

Plastic surface mounted package; 3 leads

SOT23



Schottky barrier diode

BAT17

DATA SHEET STATUS

DOCUMENT STATUS ⁽¹⁾	PRODUCT STATUS ⁽²⁾	DEFINITION
Objective data sheet	Development	This document contains data from the objective specification for product development.
Preliminary data sheet	Qualification	This document contains data from the preliminary specification.
Product data sheet	Production	This document contains the product specification.

Notes

1. Please consult the most recently issued document before initiating or completing a design.
2. The product status of device(s) described in this document may have changed since this document was published and may differ in case of multiple devices. The latest product status information is available on the Internet at URL <http://www.nxp.com>.

DISCLAIMERS

General — Information in this document is believed to be accurate and reliable. However, NXP Semiconductors does not give any representations or warranties, expressed or implied, as to the accuracy or completeness of such information and shall have no liability for the consequences of use of such information.

Right to make changes — NXP Semiconductors reserves the right to make changes to information published in this document, including without limitation specifications and product descriptions, at any time and without notice. This document supersedes and replaces all information supplied prior to the publication hereof.

Suitability for use — NXP Semiconductors products are not designed, authorized or warranted to be suitable for use in medical, military, aircraft, space or life support equipment, nor in applications where failure or malfunction of an NXP Semiconductors product can reasonably be expected to result in personal injury, death or severe property or environmental damage. NXP Semiconductors accepts no liability for inclusion and/or use of NXP Semiconductors products in such equipment or applications and therefore such inclusion and/or use is at the customer's own risk.

Applications — Applications that are described herein for any of these products are for illustrative purposes only. NXP Semiconductors makes no representation or warranty that such applications will be suitable for the specified use without further testing or modification.

Limiting values — Stress above one or more limiting values (as defined in the Absolute Maximum Ratings System of IEC 60134) may cause permanent damage to the device. Limiting values are stress ratings only and operation of the device at these or any other conditions above those given in the Characteristics sections of this document is not implied. Exposure to limiting values for extended periods may affect device reliability.

Terms and conditions of sale — NXP Semiconductors products are sold subject to the general terms and conditions of commercial sale, as published at <http://www.nxp.com/profile/terms>, including those pertaining to warranty, intellectual property rights infringement and limitation of liability, unless explicitly otherwise agreed to in writing by NXP Semiconductors. In case of any inconsistency or conflict between information in this document and such terms and conditions, the latter will prevail.

No offer to sell or license — Nothing in this document may be interpreted or construed as an offer to sell products that is open for acceptance or the grant, conveyance or implication of any license under any copyrights, patents or other industrial or intellectual property rights.

Export control — This document as well as the item(s) described herein may be subject to export control regulations. Export might require a prior authorization from national authorities.

Quick reference data — The Quick reference data is an extract of the product data given in the Limiting values and Characteristics sections of this document, and as such is not complete, exhaustive or legally binding.

NXP Semiconductors

Customer notification

This data sheet was changed to reflect the new company name NXP Semiconductors. No changes were made to the content, except for the legal definitions and disclaimers.

Contact information

For additional information please visit: **<http://www.nxp.com>**

For sales offices addresses send e-mail to: **salesaddresses@nxp.com**

© NXP B.V. 2009

All rights are reserved. Reproduction in whole or in part is prohibited without the prior written consent of the copyright owner.

The information presented in this document does not form part of any quotation or contract, is believed to be accurate and reliable and may be changed without notice. No liability will be accepted by the publisher for any consequence of its use. Publication thereof does not convey nor imply any license under patent- or other industrial or intellectual property rights.

Printed in The Netherlands

613514/03/pp7

Date of release: 2003 Mar 25

Document order number: 9397 750 10963

founded by

PHILIPS

单击下面可查看定价，库存，交付和生命周期等信息

[>>Nexperia\(安世\)](#)