



Selection Guide

2020

Discrete and MOSFET components,
analog & logic ICs

nexperia

EFFICIENCY WINS.



MORE EXPERTISE



Bipolar transistors



Diodes



ESD protection, TVS, filtering and signal conditioning



MOSFETs



Analog & logic ICs

Every piece of electronics in the world can benefit from Nexperia efficiency. That's every design, from the simplest phone charger or light switch to the most complex hybrid automobile. Efficiency means we produce the world's most essential semiconductors, the finishing touches that empower electronic designs everywhere. That's all we do, **more or less.**



LESS COMPLEXITY



Introduction

Welcome to the 2020 edition of the Nexperia Selection Guide. Here we present all our discrete and MOSFET components, and analog & logic ICs in one single document to give you a complete overview of our portfolio. We hope that makes it even easier for you to find the right product for your design.

Our extensive portfolio offers a wide range of general purpose devices and those that meet the stringent standards set by the automotive industry. They are housed in some of the most advanced, industry-leading small packages that combine power and thermal efficiency with best-in-class quality levels.

Alongside quality and efficiency, Nexperia customers value reliability and a consistent supply they can trust. We produce consistently reliable semiconductor components at high volume (Over 90 billion annually) and we work at every step to safeguard the long-term availability of our manufacturing processes and products, to ensure secure supply for all our customers.

We have a long history and broad experience. That ensures we can support you with the dedicated in-house technical support you need – from simplifying selection via quick-reference material to simple-to-use design tools and application insights. All to help drive up efficiency in your designs.

All the functionality you need in one spot

Just like on our website, you will find the selection guide is split into our five key product areas. There is also a dedicated section on packages, highlighting the latest package innovations and packing options.

Bipolar transistors

- › Resistor-equipped, low V_{CEsat} and small-signal transistors
- › Standard SMD, leadless and clip-bond packages

Diodes

- › Broad choice of Zener, Schottky and switching diodes
- › Ultra-small, low-profile surface-mount package options

ESD protection, filtering and signal conditioning

- › Extensive range of protection in ultra-small form factors
- › Optimized for signal integrity, robustness and system protection

MOSFETs

- › Low R_{DSon} devices from < 20 V to > 200 V
- › True power packages with solid wireless-clip for smart efficiency

Analog & logic ICs

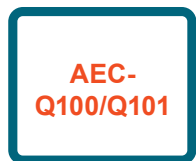
- › Comprehensive portfolio operating from 0.7 V to 15.0 V
- › Unrivalled package innovation and lowest power logic solutions

Packages

- › The next generation of packaging for volume production
- › Package cross-reference and packing options

As an innovative company we are continually adding to our product portfolio, so to discover all our latest product information you should visit our website – www.nexperia.com

Our commitment: quality and reliability



AEC-Q100/Q101 qualified

We qualify our products according to the automotive AEC-Q100/Q101 standard and even exceed its requirements, for instance when doing extended lifetime testing.



Go for quality

All our processes and manufacturing plants are subject to regular international and internal audits, including the following:

- › ISO9001
- › IATF 16949 for automotive sites
- › ISO14001
- › OHSAS18001



Design for excellence


Nexperia's Design for Excellence (DfX) program ensures that each new development builds on past learning and that best practices are always employed. The result is continual product improvement.



Zero defects

Zero defects is our standard through the organisation. A rigorous 8-discipline approach and thorough 5-why analysis ensure strong improvements are constantly made to our products and processes.

Rigorous attention to detail and commitment to quality have yielded a very low product failure rate of a single-digit part per billion (ppb).



Selection guide 2020

Discrete and MOSFET components,
analog & logic ICs

Bipolar
transistors

1

Diodes

2

ESD protection,
TVS, filtering
and signal
conditioning

3

MOSFETs

4

Analog & logic ICs

5

Packages

6

New products	10
Bipolar transistors.....	10
Diodes	11
ESD protection, TVS, filtering and signal conditioning.....	11
MOSFETs.....	12
Analog & logic ICs.....	14

Bipolar transistors 17

General purpose bipolar transistors.....	18
Transistors single NPN.....	18
Transistors single PNP	18
High performance transistors (superior power dissipation)	19
Transistors double.....	19
Switching transistors single.....	20
Switching transistors double	20
175oC capable products	21
Medium power transistors	21
General Purpose Power Transistors	22
High voltage transistors.....	22
PNP LED driver	23
NPN LED driver.....	23
Constant current source.....	23
Darlington transistors.....	24
Schmitt triggers.....	24
Low noise transistors.....	24
Matched pair transistors	25
MOSFET driver	26
Medium frequency transistors	26
Low V_{CEsat} transistors.....	27
Low VCEsat transistors single NPN up to 2000 mW.....	27
Low VCEsat transistors single NPN up to 750 mW.....	28
Low VCEsat transistors single PNP up to 2000 mW	29
Low VCEsat transistors single PNP up to 750 mW	30
Low VCEsat transistors double.....	31
Low VCEsat transistors load switches.....	32
Low VCEsat high voltage transistors.....	33
Low VCEsat RETs	33
Low VCEsat transistors PNP - N-channel MOSFET combination	34
Low VCEsat power transistors single (175oC capable).....	34
Resistor equipped transistors (RETs)	35
Low VCEsat power transistors double (175oC capable).....	35
RETs 100 mA single	35
RETs 100 mA single - part 2.....	36
RETs 100 mA double	36
RETs 500 mA single / double	37
3-terminal adjustable shunt regulators	37
3-terminal adjustable shunt regulators	37

Diodes 43

Zener diodes	44
General purpose Zener diodes	44
Zener diodes specifications	45
Switching diodes	46
General purpose, high speed switching diodes <= 90V	46
General purpose, high speed switching diodes 100V (Leaded SMD)	47
General purpose, high speed switching diodes 100V (Leadless DFN)	47
General purpose, switching diodes >= 100V	48
High performance switching diodes (175°C capable & superior	

power dissipation).....	48
Controlled avalanche switching diodes.....	49
Low leakage current switching diodes	49
Recovery rectifiers	50
Recovery rectifiers	50
Nomenclature recovery rectifiers automotive grade types.....	50
Power SiGe rectifiers	51
Power SiGe rectifiers in clip-bond packages	51
Schottky diodes and rectifiers	52
General purpose Schottky diodes <= 250 mA	52
Low capacitance Schottky diodes	53
Schottky rectifiers - leadless DSN / DFN packages	54
Power Schottky rectifiers - clip-bond packages.....	56
Schottky rectifiers - leaded packages	57
Schottky rectifiers - leaded packages	58
Dual Schottky rectifiers - leaded / leadless DFN packages.....	58
Nomenclatures	59

ESD protection, TVS, filtering and signal conditioning 61

Automotive ESD protection and TVS	62
Classic In-Vehicle Networks	62
Automotive Ethernet	62
TrEOS Automotive	63
Infotainment / SerDes	63
TVS diodes, 24 W/40 W.....	64
TVS 400 W	65
TVS 600 W	66
ESD protection	67
Low capacitance ESD protection for high-speed interfaces.....	67
Low capacitance ESD protection for high-speed interfaces.....	68
General purpose ESD protection devices	69
EMI solutions with integrated protection	73
Common mode filters with integrated protection	73
RC low pass filters with integrated protection	73
Transient Voltage Surge Suppressor (TVS).....	74
TVS diodes for mobile applications	74

MOSFETs 77

Automotive MOSFETs.....	78
Automotive grade MOSFETs nomenclature	78
N-channel 30V automotive power MOSFETs.....	78
N-channel 40V automotive power MOSFETs.....	79
N-channel 40V automotive power MOSFETs.....	80
N-channel 55V-60V automotive power MOSFETs.....	81
N-channel 55V-60V automotive power MOSFETs.....	82
N-channel 75V-80V automotive power MOSFETs.....	83
N-channel 100V automotive power MOSFETs.....	84
P-channel 30V-60V automotive power MOSFETs	85
Small-signal automotive MOSFETs – Low RDS(on)	86
Small-signal automotive MOSFETs – High RDS(on)	88
Small-signal automotive MOSFETs – Dual.....	88
Small-signal MOSFETs complementary	88
Power MOSFETs	90
N-channel 25V-30V Power MOSFETs	90
N-channel 40V-60V Power MOSFETs	92
N-channel 75V-200V Power MOSFETs.....	94
Power MOSFETs nomenclature	97

Contents

Small-signal MOSFETs.....	98
Small-signal MOSFETs in DFN1006 and DFN1006B packages....	98
Small-signal MOSFETs in DFN0606	98
Small-signal MOSFETs in DFN1010D-3 single and DFN1010B-3 dual packages	99
Small-signal low-leakage MOSFETs.....	99
Small-signal MOSFETs in DFN2020MD-6 single and DFN2020-6 dual packages	100
Small-signal MOSFETs in WLCSP4 and WLCSP6 packages	101
Small-signal MOSFETs single (N-channel)	102
Small-signal MOSFETs single (P-channel).....	104
Small-signal MOSFETs dual	106
Small-signal MOSFETs complementary	106
Small-signal MOSFETs nomenclature	108

Analog & logic ICs 111

Automotive analog & logic ICs	112
Q100 Standard logic functions and packages	112
Analog switches.....	112
Buffers/Inverters.....	113
Buffers/Inverters.....	114
Counters/Frequency dividers	115
Bus switches.....	116
Digital decoders/Demultiplexers.....	116
Digital multiplexers	117
Flip-flops.....	117
Flip-flops.....	118
Gates	119
Latches/Registered drivers.....	121
Level shifters/Translators	122
Multivibrators	122
Schmitt-triggers.....	123
Shift registers	124
Transceivers	126
Q100 mini logic functions and packages.....	127
Analog switches.....	127
Bus switches.....	127
Counters/Frequency dividers.....	127
Buffers/Inverters.....	128
Digital decoders/Demultiplexers.....	130
Digital multiplexers	130
Flip-flops.....	130
Gates	131
Latches/Registered drivers.....	132
Multivibrators	133
Schmitt-triggers.....	133
Level shifters/Translators	134
Asynchronous interface analog & logic ICs.....	135
Buffers/Inverters/Drivers.....	135
Schmitt-triggers.....	142
Transceivers	145
Voltage translators (level-shifters).....	146
Analog Switches	148
I/O expansion.....	149
Bus Switches	150
Decoders/Demultiplexers	151
Digital Multiplexers	152
Shift Registers	152
Synchronous interface analog & logic ICs.....	154
Latches/Registered drivers.....	154
Flip-flops.....	156

FIFO registers.....	158
Counters/frequency dividers.....	158
Multivibrators	159
Phase-locked loops	159
Control analog & logic ICs.....	160
AND Gates	160
Combination Gates.....	161
Configurable Gates	161
EXCLUSIVE-NOR Gates	162
EXCLUSIVE-OR Gates	162
NAND Gates	162
NOR Gates	164
OR Gates.....	165
Digital comparators	166
Parity generators-checkers.....	166
Nomenclatures	167

Packages 169

Package details and packing methods	170
Package details and packing methods SMD	170
Package details and packing methods WLCSP	174
Packing details glass diodes, single ended and through hole packages	175
Packing letter codes used in orderable part number.....	176
Package cross reference list	178
Package cross reference matrix	184
Competitive cross reference - Logic.....	186
Competitive cross reference - Analog & logic ICs.....	186
Packing methods.....	188
Product orientation (tape and reel pack)	188
Minimized outline drawings and reflow soldering footprint.....	192
2-pin SMD packages	192
3-pin SMD packages	197
5-pin SMD packages	202
6-pin SMD packages	203
6-pin SMD packages	204
7-pin SMD packages	207
8-pin SMD packages	207
8-pin SMD packages	211
10-pin SMD packages	211
12-pin SMD packages	212
14-pin SMD packages	212
16-pin SMD packages	213
20-pin SMD packages	214
24-pin SMD packages	215
24-pin SMD packages	216
32-pin SMD packages	216
48-pin SMD packages	216
56-pin SMD packages	217
Index	218

New products

As an innovative company we invest significantly in R&D, and continually expand our portfolio with the latest generation of technology and products. Here is a snapshot of our most recent releases, but don't forget to visit the website for the most up-to-date information - www.nexperia.com

Bipolar transistors

Category	Device	Description	Page
General purpose bipolar transistors	BC816-16 / -25	increased max voltage: 80 V, 500 mA NPN general-purpose transistors in SOT23	18
	BC816-16W / -25W	increased max voltage: 80 V, 500 mA NPN general-purpose transistors in SOT323	18
	BC847AQB / BQB / CQB	45 V, 100 mA NPN general-purpose transistors in DFN1110D-3 (SOT8015) with side-wettable flanks	18
	BC847AQC / BQC / CQC	45 V, 100 mA NPN general-purpose transistors in DFN1412D-3 (SOT8009) with side-wettable flanks	18
	BC817-16QB/-25QB/-40QB	45 V, 500 mA NPN general-purpose transistors in DFN1110D-3 (SOT8015) with side-wettable flanks	18
	BC817-16QC/-25QC/-40QC	45 V, 500 mA NPN general-purpose transistors in DFN1412D-3 (SOT8009) with side-wettable flanks	18
	BC806-16 / -25	Increased max voltage: 80 V, 500 mA PNP general-purpose transistors in SOT23	19
	BC806-16W / -25W	Increased max voltage: 80 V, 500 mA PNP general-purpose transistors in SOT323	19
	BC857AQB / BQB / CQB	45 V, 100 mA PNP general-purpose transistors in DFN1110D-3 (SOT8015) with side-wettable flanks	18
	BC857AQC / BQC / CQC	45 V, 100 mA PNP general-purpose transistors in DFN1412D-3 (SOT8009) with side-wettable flanks	18
	BC807-16QB/-25QB/-40QB	45 V, 500 mA PNP general-purpose transistors in DFN1110D-3 (SOT8015) with side-wettable flanks	18
	BC817-16QC/-25QC/-40QC	45 V, 500 mA PNP general-purpose transistors in DFN1412D-3 (SOT8009) with side-wettable flanks	18
	BCP54T/-10T/-16T	45 V, 1A NPN Power transistors in SOT223	21
	BCX54T/-10T/-16T	45 V, 1A NPN Power transistors in SOT89	21
	BCP55T/-10T/-16T	60 V, 1 A NPN Power transistors in SOT223	21
	BCX55T/-10T/-16T	60 V, 1 A NPN Power transistors in SOT89	21
	BCP56T/-10T/-16T	80 V, 1A NPN Power transistors in SOT223	21
	BCX56T/-10T/-16T	80 V, 1A NPN Power transistors in SOT89	21
	BCP51T/-10T/-16T	45 V, 1A PNP Power transistors in SOT223	21
	BCX51T/-10T/-16T	45 V, 1A PNP Power transistors in SOT89	21
	BCP52T/-10T/-16T	60 V, 1 A PNP Power transistors in SOT223	21
	BCX52T/-10T/-16T	60 V, 1 A PNP Power transistors in SOT89	21
	BCP53T/-10T/-16T	80 V, 1A PNP Power transistors in SOT223	21
BCX53T/-10T/-16T	80 V, 1A PNP Power transistors in SOT89	21	
Power bipolar transistors	MJD44H11	80 V , 8A NPN Power bipolar transistor in DPAK	22
	MJD45H11	80 V , 8A PNP Power bipolar transistor in DPAK	22
	MJD44H11A	80 V , 8A NPN Automotive power bipolar transistor in DPAK	22
	MJD45H11A	80 V , 8A PNP Automotive power bipolar transistor in DPAK	22
	MJD31C	100 V, 3A NPN Power bipolar transistor in DPAK	22
	MJD32C	100 V, 3A PNP Power bipolar transistor in DPAK	22
	MJD31CA	100 V, 3A NPN Automotive power bipolar transistor in DPAK	22
	MJD32CA	100 V, 3A PNP Automotive power bipolar transistor in DPAK	22

Diodes

Category	Device	Description	Page
Switching diodes	BAS16QB	High-speed switching diode in DFN1110D-3 (SOT8015) with side-wettable flanks (SWF)	47
	BAS16QC	High-speed switching diode in DFN1412D-3 (SOT8009) with side-wettable flanks (SWF)	47
Recovery rectifiers	PNE20060CPE	200 V, 2x3A dual common cathode hyperfast recovery rectifier in CFP15B	50
	PNE20080CPE	200 V, 2x4A dual common cathode hyperfast recovery rectifier in CFP15B	50
	PNE200100CPE	200 V, 2x5A dual common cathode hyperfast recovery rectifier in CFP15B	50
Power SiGe rectifiers	PMEG120G10ELR	120 V, 1 A SiGe Rectifier in CFP3	51
	PMEG120G20ELR	120 V, 2 A SiGe Rectifier in CFP3	51
	PMEG120G20ELP	120 V, 2 A SiGe Rectifier in CFP5	51
	PMEG120G30ELP	120 V, 3 A SiGe Rectifier in CFP5	51
	PMEG150G20ELP	150 V, 2 A SiGe Rectifier in CFP5	51
	PMEG150G30ELP	150 V, 3 A SiGe Rectifier in CFP5	51
	PMEG200G20ELP	200 V, 2 A SiGe Rectifier in CFP5	51
	PMEG200G30ELP	200 V, 3 A SiGe Rectifier in CFP5	51
	PMEG150G10ELR	150 V, 1 A SiGe Rectifier in CFP3	51
	PMEG150G20ELR	150 V, 2 A SiGe Rectifier in CFP3	51
	PMEG200G10ELR	200 V, 1 A SiGe Rectifier in CFP3	51
	PMEG200G20ELR	200 V, 2 A SiGe Rectifier in CFP3	51
Schottky diodes and rectifiers	PMEG060T030ELPE	60 V, 3 A Trench Schottky Rectifier in CFP15B	56
	PMEG060T050ELPE	60 V, 5 A Trench Schottky Rectifier in CFP15B	56
	PMEG060T060CLPE	60 V, 2x3A dual common cathode low leakage current Trench MEGA Schottky barrier rectifier in CFP15B	56
	PMEG060T080CLPE	60 V, 2x4A dual common cathode low leakage current Trench MEGA Schottky barrier rectifier in CFP15B	56
	PMEG060T100CLPE	60 V, 2x5A dual common cathode low leakage current Trench MEGA Schottky barrier rectifier in CFP15B	56

ESD protection, TVS, filtering and signal conditioning

Category	Device	Description	Page
ESD Protection	PESD2V8R1BSF	ESD protection for USB4 SuperSpeed data lines	67
	PESD5V0H1BSN	ESD protection for USB3 and HDMI2 data lines in DSN0402 package	67
	PESD5V5V1BCSN	Super small 5V ESD protection in DSN0402 package	70
	PESD24VV2BT	High VRWM Bidirectional ESD protection	72
	PESD27VV2BT	High VRWM Bidirectional ESD protection	72
	PESD24VV1BA	High VRWM Bidirectional ESD protection	70
	PESD27VV1BA	High VRWM Bidirectional ESD protection	70
	PESD12VA-SF	ESD protection for 12V interface lines	70
	PESD3V3L4BHC	4 fold ESD protection array with lower trigger voltage	72
	PESD32VL1BA	Bidirectional single line ESD protection with 32V working voltage in SOD323 package	70
	PESD36VL1BA	Bidirectional single line ESD protection with 36V working voltage in SOD323 package	70
	PUSB3BB2DF	2-line ESD Protection in DFN0603-3 package with extremely low clamping & low capacitance	68
Transient Voltage Surge Suppressor (TVS)	PTVS3V3Z1BSC	Surge protection for 3.3V supply, battery, audio lines	74
	PTVS5V0Z1BSC	Surge protection 5V for supply, battery, audio lines	74

MOSFETs

Category	Device	Description	Page
Automotive MOSFETs	BUK750R7-40H	N-channel 40 V, 0.7 mΩ standard level Q101 qualified MOSFET in LFPAK88	79
	BUK750R9-40H	N-channel 40 V, 0.9 mΩ standard level Q101 qualified MOSFET in LFPAK88	79
	BUK751R0-40H	N-channel 40 V, 1.0 mΩ standard level Q101 qualified MOSFET in LFPAK88	79
	BUK751R5-40H	N-channel 40 V, 1.5 mΩ, standard level Q101 qualified MOSFET in LFPAK88	79
	BUK7M3R3-40H	N-channel 40 V, 3.3 mΩ standard level Q101 qualified MOSFET in LFPAK33	80
	BUK9M3R3-40H	N-channel 40 V, 3.3 mΩ logic level Q101 qualified MOSFET in LFPAK33	80
	BUK7M4R3-40H	N-channel 40 V, 4.3 mΩ standard level Q101 qualified MOSFET in LFPAK33	80
	BUK9M4R3-40H	N-channel 40 V, 4.3 mΩ logic level Q101 qualified MOSFET in LFPAK33	80
	BUK7M5R0-40H	N-channel 40 V, 5.0 mΩ standard level Q101 qualified MOSFET in LFPAK33	80
	BUK9M5R0-40H	N-channel 40 V, 5.0 mΩ logic level Q101 qualified MOSFET in LFPAK33	80
	BUK7M6R0-40H	N-channel 40 V, 6.0 mΩ standard level Q101 qualified MOSFET in LFPAK33	80
	BUK9M6R0-40H	N-channel 40 V, 6.0 mΩ logic level Q101 qualified MOSFET in LFPAK33	80
	BUK7M6R7-40H	N-channel 40 V, 6.7 mΩ standard level Q101 qualified MOSFET in LFPAK33	80
	BUK9M6R7-40H	N-channel 40 V, 6.7 mΩ logic level Q101 qualified MOSFET in LFPAK33	80
	BUK7M8R5-40H	N-channel 40 V, 8.5 mΩ standard level Q101 qualified MOSFET in LFPAK33	80
	BUK9M8R5-40H	N-channel 40 V, 8.5 mΩ logic level Q101 qualified MOSFET in LFPAK33	80
	BUK7M9R5-40H	N-channel 40 V, 9.5 mΩ standard level Q101 qualified MOSFET in LFPAK33	80
	BUK9M9R5-40H	N-channel 40 V, 9.5 mΩ logic level Q101 qualified MOSFET in LFPAK33	80
	BUK7M11-40H	N-channel 40 V, 11.0 mΩ standard level Q101 qualified MOSFET in LFPAK33	80
	BUK9M11-40H	N-channel 40 V, 11.0 mΩ logic level Q101 qualified MOSFET in LFPAK33	80
	BUK7M15-40H	N-channel 40 V, 15.0 mΩ standard level Q101 qualified MOSFET in LFPAK33	80
	BUK9M15-40H	N-channel 40 V, 15.0 mΩ logic level Q101 qualified MOSFET in LFPAK33	80
	BUK7M20-40H	N-channel 40 V, 20.0 mΩ standard level Q101 qualified MOSFET in LFPAK33	80
	BUK9M20-40H	N-channel 40 V, 20.0 mΩ logic level Q101 qualified MOSFET in LFPAK33	80
	BUK6Y19-30P	P-Channel 30 V, 19.0 mΩ intermediate level Q101 qualified MOSFET in LFPAK56	85
	BUK6Y14-40P	P-Channel 40 V, 14.5 mΩ intermediate level Q101 qualified MOSFET in LFPAK56	85
	BUK6Y33-60P	P-Channel 60 V, 33.0 mΩ intermediate level Q101 qualified MOSFET in LFPAK56	85
	BUK6Y61-60P	P-Channel 60 V, 61.0 mΩ intermediate level Q101 qualified MOSFET in LFPAK56	85
	PMN48XPA	P-Channel 20 V, 55 mΩ Q101 qualified Small Signal MOSFET in SOT457	87
	PMV15SUNEA	N-Channel 20 V, 19 mΩ Q101 qualified Small Signal MOSFET in SOT23	87
	PMV65SUNEA	N-Channel 20 V, 73 mΩ Q101 qualified Small Signal MOSFET in SOT23	87
	PMV19XNEA	N-Channel 30 V, 24 mΩ Q101 qualified Small Signal MOSFET in SOT23	87
	BUK6D22-30E	N-Channel 30 V, 22 mΩ Q101 qualified Small Signal MOSFET in DFN2020MD-6	87
	BUK6D38-30E	N-Channel 30 V, 18 mΩ Q101 qualified Small Signal MOSFET in DFN2020MD-6	87
BUK6D72-30E	N-Channel 30 V, 72 mΩ Q101 qualified Small Signal MOSFET in DFN2020MD-6	87	
BUK6D30-40E	N-Channel 40 V, 23 mΩ Q101 qualified Small Signal MOSFET in DFN2020MD-6	87	
BUK6D56-60E	N-Channel 60 V, 56 mΩ Q101 qualified Small Signal MOSFET in DFN2020MD-6	87	
BUK6D210-60E	N-Channel 60 V, 210 mΩ Q101 qualified Small Signal MOSFET in DFN2020MD-6	87	
Power MOSFETs	PSMNR58-30YLH	N-channel 30 V, 0.67 mΩ, logic level MOSFET in LFPAK56E	90
	PSMNR51-25YLH	N-channel 25 V, 0.57 mΩ, logic level MOSFET in LFPAK56E	90
	PSMNR60-25YLH	N-channel 25 V, 0.7 mΩ, logic level MOSFET in LFPAK56	90
	PSMNR70-30YLH	N-channel 30 V, 0.82 mΩ, logic level MOSFET in LFPAK56	91

MOSFETs

Category	Device	Description	Page
Power MOSFETs	PSMN1R5-25MLH	N-channel 25 V, 1.81 mΩ, logic level MOSFET in LFPAK33	92
	PSMN1R6-30MLH	N-channel 30 V, 1.9 mΩ, 160 A logic level MOSFET in LFPAK33	92
	PSMN1R8-30MLH	N-channel 30 V, 2.1 mΩ, 150 A logic level MOSFET in LFPAK33	92
	PSMNR70-40SSH	N-channel 40 V, 0.7 mΩ, standard level MOSFET in LFPAK88	92
	PSMNR90-40SSH	N-channel 40 V, 0.9 mΩ, standard level MOSFET in LFPAK88	92
	PSMN1R0-40SSH	N-channel 40 V, 1 mΩ, standard level MOSFET in LFPAK88	92
	PSMNR90-40YLH	N-channel 40 V, 0.94 mΩ, logic level MOSFET in LFPAK56E	93
	PSMN1R0-40YSH	N-channel 40 V, 1 mΩ, standard level MOSFET in LFPAK56E	93
	PSMN1R5-40YSD	N-channel 40 V, 1.5 mΩ, standard level MOSFET in LFPAK56	93
	PSMN1R7-40YLD	N-channel 40 V, 1.8 mΩ, logic level MOSFET in LFPAK56	93
	PSMN1R9-40YSD	N-channel 40 V, 1.9 mΩ, standard level MOSFET in LFPAK56	93
	PSMN2R0-40YLD	N-channel 40 V, 2.1 mΩ, logic level MOSFET in LFPAK56	93
	PSMN2R2-40YSD	N-channel 40 V, 2.2 mΩ, standard level MOSFET in LFPAK56	93
	PSMN2R5-40YLD	N-channel 40 V, 2.6 mΩ, logic level MOSFET in LFPAK56	93
	PSMN2R8-40YSD	N-channel 40 V, 2.8 mΩ, standard level MOSFET in LFPAK56	93
	PSMN3R2-40YLD	N-channel 40 V, 3.3 mΩ, logic level MOSFET in LFPAK56	93
	PSMN3R5-40YSD	N-channel 40 V, 3.5 mΩ, standard level MOSFET in LFPAK56	93
	PSMN6R7-40MSD	N-channel 40 V, 6.7 mΩ standard level MOSFET in LFPAK33	93
	PSMN011-100YSF	N-channel 100 V, 10.9 mΩ, standard level MOSFET in LFPAK56	96
Small-signal MOSFETs	PMH600UNE	N-channel 20 V, 620 mΩ, Small signal MOSFET in DFN0606-3	98
	PMH550UNE	N-channel 30 V, 670 mΩ, Small signal MOSFET in DFN0606-3	98
	NX7002BKH	N-channel 60 V, 2800 mΩ, Small signal MOSFET in DFN0606-3	98
	PMH950UPE	P-channel 20 V, 1400 mΩ, Small signal MOSFET in DFN0606-3	98
	PMH1200UPE	P-channel 20 V, 1600 mΩ, Small signal MOSFET in DFN0606-3	98
	PMPB8XN	N-channel 20 V, 12 mΩ, Small signal MOSFET in DFN2020MD-6	100
	PMPB10EN	N-channel 30 V, 12 mΩ, small signal MOSFET in DFN2020MD-6	100
	PMPB13UP	P-channel 12 V, 16 mΩ, small signal MOSFET in DFN2020MD-6	100
	PMPB15XP	P-channel 12 V, 19 mΩ small signal MOSFET in DFN2020MD-6	100
	PMPB27EP	P-channel 30 V, 29 mΩ small signal MOSFET in DFN2020MD-6	100
	PMPB16EP	P-channel 30 V, 20 mΩ small signal MOSFET in DFN2020MD-6	100
	PMCM950ENE	N-channel 60 V, 41 mΩ small signal MOSFET in WLCSP9	101
	PMV15UNEA	N-Channel 20 V, 19 mΩ Q101 qualified small signal MOSFET in SOT23	103
	PMN20ENA	N-Channel 40 V, 23 mΩ Small Signal MOSFET in SOT457	103
	PMN30ENEA	N-channel 40 V, 30 mΩ Q101 Small signal MOSFET in SOT457	103
	PMN40ENA	N-channel 60 V, 43 mΩ Q101 small signal MOSFET in SOT457	103
	PMV30ENEA	N-channel 40 V, 30 mΩ Q101 Small signal MOSFET in SOT23	103
	PMV74EPE	P-channel 30 V, 90 mΩ small signal MOSFET in SOT23	105

Analog & logic ICs

Category	Device	Description	Page
Automotive analog & logic ICs	74AHC244DGV-Q100	Octal buffer/line driver (3-state) in SOT 408 package	113
	74ALVC541DGV-Q100	Octal buffer/line driver (3-state) in SOT408 package	113
	74LVC16244ADGV-Q100	16-bit buffer/line driver (3-state) in SOT408 package	114
	74LVCH16244ADGV-Q100	16-bit buffer/line driver with bus hold (3-state) in SOT408 package	114
	74CB3Q3257PW-Q100	4-bit 1-of-2 mux/demux with charge pump in SOT403 package	116
	74AUP2G00DC-Q100	Dual 2-input NAND gate in SOT765 package	120
	74LVC16373ADGV-Q100	16-bit D-type transparent latch (3-state) in SOT480 package	121
	74LVCH16373ADGV-Q100	16-bit D-type transparent latch with bushold (3-state) in SOT480 package	121
	74AVC4T245GU-Q100	Automotive MOSFETs	122
	LSF0108PW-Q100	8-bit bidirectional level translator; open-drain; push-pull in SOT360 package	122
	LSF0108BQ-Q100	8-bit bidirectional level translator; open-drain; push-pull in SOT764 package	122
	NXB0104GU-Q100	Dual supply translator; auto direction sensing (3-state) in SOT1161 package	122
	NXS0104GU-Q100	Dual supply translating transceiver; open drain; autosense in SOT1161 package	122
	74LVC16245ADGV-Q100	16-bit bus transceiver with direction pin; 5 V tolerant (3-state) in SOT480 package	126
	74LVCH16245ADGV-Q100	16-bit bus transceiver with bus hold with direction pin; 5 V tolerant (3-state) in SOT480 package	126
	74LVC2G3157DP-Q100	Dual 10 Ω single-pole double-throw analog switch in SOT552 package	127
	74AHC1G4208GW-Q100	08-stage divider and oscillator in SOT353 package	127
	74AHC1G4210GW-Q100	10-stage divider and oscillator in SOT353 package	127
	74AHC1G4212GW-Q100	12-stage divider and oscillator in SOT353 package	127
	74AHC1G4214GW-Q100	14-stage divider and oscillator in SOT353 package	127
	74AHC1G4215GW-Q100	15-stage divider and oscillator in SOT353 package	127
	74AUP1G07GW-Q100	Buffer; open-drain in SOT353 package	128
	74AUP1G125GM-Q100	Single buffer/line driver (3-state) in SOT886 package	128
	74AUP1G125GS-Q100	Single buffer/line driver (3-state) in SOT1202 package	128
	74AUP2G04GM-Q100	Dual inverter; unbuffered in SOT886 package	128
	74LVC1G07GS-Q100	Single buffer; open-drain in SOT1202 package	129
	74LVC1G125GM-Q100	Single buffer/line driver (3-state) in SOT886 package	129
	74LVC2G04GS-Q100	Dual inverter in SOT1202 package	129
	74AUP1G157GM-Q100	Single 2-input multiplexer in SOT886 package	130
	74AUP1G00GW-Q100	Single 2-input NAND gate in SOT353 package	131
	74AUP1G08GM-Q100	Single 2-input AND gate in SOT886 package	131
	74AUP1G09GW-Q100	Single 2-input AND gate; open-drain in SOT353 package	131
	74AUP1G32GM-Q100	Single 2-input OR gate in SOT886 package	131
	74LVC1G08GM-Q100	Single 2-input AND gate in SOT886 package	132
	74LVC1G27GW-Q100	Single 3-input NOR gate in SOT363 package	132
	74LVC1G97GW-Q100	Configurable gate; Schmitt-trigger in SOT363 package	132
	74LVC2G08GS-Q100	Dual 2-input AND gate in SOT1203 package	132
	74AUP1G132GM-Q100	Single 2-input NAND gate; Schmitt-trigger in SOT353 package	133
	74LVC1G14GM-Q100	Single inverter Schmitt-trigger in SOT886 package	133
	74LVC1G17GM-Q100	Single buffer Schmitt-trigger in SOT886 package	133
	74LVC2G14GM-Q100	Dual inverter Schmitt-trigger in SOT886 package	133
	74AUP1T34GM-Q100	Single dual supply translating buffer in SOT886 package	134

Analog & logic ICs

Category	Device	Description	Page
Automotive analog & logic ICs	74AVC1T45GS-Q100	Single dual-supply voltage level translating transceiver (3-state) in SOT1202 package	134
	74AVC2T45GT-Q100	Dual-bit dual-supply voltage level translating transceiver (3-state) in SOT833 package	134
	74AVC2T245GU-Q100	2-bit dual supply configurable translating transceiver (3-state) in SOT1160 package	134
	74LVC1T45GM-Q100	Single dual-supply voltage level translating transceiver (3-state) in SOT886 package	134
	74LVC2T45GT-Q100	Dual-bit dual-supply voltage level translating transceiver (3-state) in SOT833 package	134
	74LVC2T45GS-Q100	Dual-bit dual-supply voltage level translating transceiver (3-state) in SOT1203 package	134
Asynchronous interface analog & logic ICs	74AHCV05A	Hex inverter; Schmitt trigger; open-drain	136, 142
	74LV7032A	Quad 2-input OR gate; Schmitt trigger	144
	74AXP4T245	4-bit dual supply translating transceiver; 3-state	147
	LSF0108	8-bit bidirectional translator; open-drain; push-pull	148
	NXB0104	Dual supply translator; auto direction sensing (3-state)	148
	NXS0104	Dual supply translating transceiver; open drain; autosense	148
Synchronous interface analog & logic ICs	74AHC1G4208	08-stage divider and oscillator	158
	74AHC1G4215	14-stage divider and oscillator	158
Control analog & logic ICs	74LV08A	Quad 2-input AND gate	160
	74LV00A	Quad 2-input NAND gate	163
	74LV02A	Quad 2-input NOR gate	164
	74LV32A	Quad 2-input OR gate	165
	74LV7032A	Quad 2-input OR gate; Schmitt trigger	165



Bipolar transistors

1

General purpose bipolar transistors.....	18
Transistors single NPN.....	18
Transistors single PNP.....	18
High performance transistors (superior power dissipation).....	19
Transistors double.....	19
Switching transistors single.....	20
Switching transistors double.....	20
175oC capable products.....	21
Medium power transistors.....	21
General Purpose Power Transistors.....	22
High voltage transistors.....	22
PNP LED driver.....	23
NPN LED driver.....	23
Constant current source.....	23
Darlington transistors.....	24
Schmitt triggers.....	24
Low noise transistors.....	24
Matched pair transistors.....	25
MOSFET driver.....	26
Medium frequency transistors.....	26
Low V_{CEsat} transistors.....	27
Low V_{CEsat} transistors single NPN up to 2000 mW.....	27
Low V_{CEsat} transistors single NPN up to 750 mW.....	28
Low V_{CEsat} transistors single PNP up to 2000 mW.....	29
Low V_{CEsat} transistors single PNP up to 750 mW.....	30
Low V_{CEsat} transistors double.....	31
Low V_{CEsat} transistors load switches.....	32
Low V_{CEsat} high voltage transistors.....	33
Low V_{CEsat} RETs.....	33
Low V_{CEsat} transistors PNP - N-channel MOSFET combination.....	34
Low V_{CEsat} power transistors single (175oC capable).....	34
Resistor equipped transistors (RETs).....	35
Low V_{CEsat} power transistors double (175oC capable).....	35
RETs 100 mA single.....	35
RETs 100 mA single - part 2.....	36
RETs 100 mA double.....	36
RETs 500 mA single / double.....	37
3-terminal adjustable shunt regulators.....	37
3-terminal adjustable shunt regulators.....	37

General purpose bipolar transistors

Transistors single NPN

Types in **bold** represent new products

Package						Automotive-qualified						
						SOT23	SOT323 (SC-70)	DFN1010D-3 (SOT1215)	DFN1006-3 (SOT883)	DFN1006B-3 (SOT883B)	DFN1110D-3 (SOT8015)	DFN1412D-3 (SOT8009)
Size (mm)						2.9 x 1.3 x 1.0	2.0 x 1.25 x 0.95	1.1 x 1.0 x 0.37	1.0 x 0.6 x 0.48	1.0 x 0.6 x 0.37	1.1 x 1.0 x 0.47	1.4 x 1.2 x 0.47
P _{tot} (mW)						250	200	750	250	250	280	325
V _{CEQ} (V)	I _C (mA)	h _{FE} min/typ	h _{FE} max	f _T min (MHz)								
25	100	450	1200	100		PMST5089						
30	100	110 - 200	450 - 800	100	BC848B	BC848W						
		350	900	100		PMST5088						
32	100	110 - 420	220 - 800	100	BCW31 / 32 / 33							
		180 - 380	310 - 630	250	BCW60B / C / D							
45	100	110 - 420	220 - 800	100	BC847 / A / B / C	BC847W / AW / BW / CW	BC847AQA / BQA / CQA	BC847AM / BM / CM	BC847AMB / BMB / CMB	BC847AQB / BQB / CQB	BC847AQC / BQC / CQC	
		120 - 380	220 - 630	100	BCX70G / H / J / K							
		110 - 200	220 - 450	100	BCW71 / 72							
50	100	210 - 290	340 - 460	100 - 150	2PD601ART 2PD601ARL 2PD601ASL	2PD601ARW / SW						
		250	650	100	PMBT6428	PMST6428						
60	100	110 - 200	220 - 450	100	BCV71 / 72							
65	100	110 - 200	220 - 450	100	BC846 / A / B	BC846W / AW / BW		BC846BM	BC846BMB			
50	150	120 - 200	240 - 400	80	NXP3875Y / G							
	150	120 - 270	270 - 560	100		2PC4081Q / R / S		2PC4617QM / RM	2PC4617QMB / RMB			
	200	210	340	100	2PD601BRL							
45	500	100 - 250	250 - 600	100	BC817 / -16 / -25 / -40	BC817W / -16W / -25W / -40W	BC817-25QA / -40QA			BC817-16QB / -25QB / -40QB	BC817-16QC / -25QC / -40QC	
		100	600	100	BCX19							
50	500	85 - 170	170 - 340	140 - 180	2PD602AQL 2PD602ARL 2PD602ASL	2PD1820AR / S						
60	500	50	-	100		PMSTA05						
80	500	100	-	50	PMBTA06	PMSTA06						
80	500	100 - 160	250 - 400	100	BC816-16 / -25	BC816-16W / -25W						
45	800	100 - 250	250 - 600	100	BCW66F / G / H							
30	100	125 - 220	500 - 800	100	BC858B	BC858W						

Transistors single PNP

Types in **bold** represent new products

Package						Automotive-qualified						
						SOT23	SOT323 (SC-70)	DFN1010D-3 (SOT1215)	DFN1006-3 (SOT883)	DFN1006B-3 (SOT883B)	DFN1110D-3 (SOT8015)	DFN1412D-3 (SOT8009)
Size (mm)						2.9 x 1.3 x 1.0	2.0 x 1.25 x 0.95	1.1 x 1.0 x 0.37	1.0 x 0.6 x 0.48	1.0 x 0.6 x 0.37	1.1 x 1.0 x 0.47	1.4 x 1.2 x 0.47
P _{tot} (mW)						250	200	750	250	250	280	325
V _{CEQ} (V)	I _C (mA)	h _{FE} min/typ	h _{FE} max	f _T min (MHz)								
32	100	120 - 215	260 - 500	100	BCW29 / 30							
		180 - 380	310 - 630	100	BCW61B / C / D							
45	100	210 - 290	340 - 460	70 - 80	2PB709ART 2PB709ARL 2PB709ASL	2PB709ARW / SW						
		180 - 380	310 - 630	100	BCX71H / J / K							
		120 - 215	260 - 500	100	BCW69 / 70							
60	100	120	260	150	BCW89							
65	100	125 - 200	250 - 475	100	BC856 / A / B	BC856W / AW / BW		BC856BM	BC856BMB			
100	100	30	-	50	BSS63							
50	150	120 - 270	270 - 560	100		2PA1576Q / R / S		2PA1774QM / RM / SM	2PA1774QMB / RMB / SMB			
	200	210	340	100	2PB709BRL							
25	500	100	600	80	BCX18							
45	500	100 - 250	250 - 600	80	BC807 / -16 / -25 / -40	BC807W / -16W / -25W / -40W	BC807-25QA / -40QA			BC807-16QB / -25QB / -40QB	BC817-16QC / -25QC / -40QC	
		100	600	80	BCX17							

Transistors single PNP

Types in **bold** represent new products

Package						Automotive-qualified						
						SOT23	SOT323 (SC-70)	DFN1010D-3 (SOT1215)	DFN1006-3 (SOT883)	DFN1006B-3 (SOT883B)	DFN1110D-3 (SOT8015)	DFN1412D-3 (SOT8009)
Size (mm)						2.9 x 1.3 x 1.0	2.0 x 1.25 x 0.95	1.1 x 1.0 x 0.37	1.0 x 0.6 x 0.48	1.0 x 0.6 x 0.37	1.1 x 1.0 x 0.47	1.4 x 1.2 x 0.47
P _{tot} (mW)						250	200	750	250	250	280	325
V _{CEO} (V)	I _C (mA)	h _{FE} min/typ	h _{FE} max	f _T min (MHz)								
50	500	85 - 170	170 - 340	100 - 140	2PB710ARL 2PB710ASL	2PB1219AQ / R / S						
60	500	100	-	50	PMSTA55							
80	500	100	-	50	PMBTA06							
80	500	100-160	250-400	80	BC806-16 / -25	BC806-16W / -25W						
45	800	100-250	250-600	80	BCW68F/G/H							

High performance transistors (superior power dissipation)

Package							Automotive-qualified
							SOT23
Size (mm)							2.9 x 1.3 x 1.0
P _{tot} (mW)							775
Polarity	V _{CEO} (V)	V _{ebo} (V)	I _C (mA)	h _{FE} min	h _{FE} max	f _T min (MHz)	
NPN	45	5	0.5	100	250	100	BC817K-16
				160	400	100	BC817K-25
				250	600	100	BC817K-40
PNP	45	5	0.5	100	250	80	BC807K-16
				160	400	80	BC807K-25
				250	600	80	BC807K-40

Transistors double

Package						Automotive-qualified			
						SOT457 (SC-74)	SOT363 (SC-88)	DFN1412-6 (SOT1268)	DFN1010B-6 (SOT1216)
Size (mm)						2.9 x 1.5 x 1.0	2.0 x 1.25 x 0.95	1.4 x 1.2 x 0.5	1.0 x 1.0 x 0.37
P _{tot} (mW)						750	300	480	350
Polarity	V _{CEO} (V)	I _C (mA)	h _{FE} min	h _{FE} max	f _T min (MHz)				
NPN	40	100	120	450	100				
	45	100	200	450	100	BC847DS	BC847BS	BC847RA	BC847QAS
	65	100	110	-	100	BC846S			
			200	450	100	BC846DS	BC846BS		
	50	150	120	560	100	PUMX2			
45	500	160	400	80	BC817DS	BC817RA			
PNP	40	100	120	450	100	PIMT1	PUMT1		
	45	100	200	450	100	BC857BS			
	65	100	110	-	100	BC856S			
			200	450	100	BC856BS			
	45	500	160	400	80	BC807DS	BC807RA		
NPN / PNP	40	100	120	450	100	PUMZ1			
	45	100	200	450	100	BC847BPN			
	50	100	120	560	100	PIMZ2			
	65	100	200	450	100	BC846BPN			
	45	500	160	160	100 / 800	BC817DPN	BC817RAPN		

General purpose bipolar transistors

Switching transistors single

Package							SOT223 (SC-73)	SOT89 (SC-62)	SOT23	SOT323 (SC-70)	DFN1006-3 (SOT883)	DFN1006B-3 (SOT883B)	DFN1010D-3 (SOT1215)
Size (mm)							6.5 x 3.5 x 1.65	4.5 x 2.5 x 1.5	2.9 x 1.3 x 1.0	2.0 x 1.25 x 0.95	1.0 x 0.6 x 0.48	1.0 x 0.6 x 0.37	1.1 x 1.0 x 0.37
P _{tot} (mW)							1700	1300	250	200	250	250	750
Polarity	V _{CEO} (V)	I _C (mA)	h _{FE} min	h _{FE} max	f _T min (MHz)	t _{off} (ns)							
NPN	40	200	100	300	180	1200			PMBS3904	PMSS3904			
	15	600	40	120	500	20			PMBT2369	PMST2369			
	40	200	100	300	300	250			MMBT3904				
	30	600	100	300	250	250			PMBT3904	PMST3904	PMBT3904M	PMBT3904MB	PMBT3904QA
	40	600	100	300	250	250	PZT4401	PXT4401	PMBT4401	PMST4401			
	40	600	100	300	300	250			MMBT2222A				
							PZT2222A	PXT2222A	PMBT2222A	PMST2222A	PMBT2222AM	PMBT2222AMB	PMBT2222AQA
PNP	40	800	100	300	300	250			BSR14				
	40	100	100	300	150	700			PMBS3906	PMSS3906			
	40	200	100	300	250	300			MMBT3906				
	40	600	100	300	200	350	PZT4403	PXT4403	PMBT4403	PMST4403	PMBT3906M	PMBT3906MB	
						365			PMBT2907				
						300				PMST2907A			
						365			BSR16				
	60	600	100	300	200	365	PZT2907A	PXT2907A	PMBT2907A		PMBT2907AM	PMBT2907AMB	PMBT2907AQA

Switching transistors double

Package							SOT363 (SC-88)	SOT457 (SC-74)	DFN1412-6 (SOT1268)
Size (mm)							2.0 x 1.25 x 0.95	2.9 x 1.5 x 1.0	1.4 x 1.2 x 0.5
P _{tot} (mW)							300	750	480
Polarity	V _{CEO} (V)	I _C (mA)	h _{FE} min	h _{FE} max	f _T min (MHz)	t _{off} (ns)			
NPN	40	200	100	300	300	250	PMBT3904YS	PMBT3904RA	
	40	600	100	300	250	250	PMBT4401YS		
					300	250	PMBT2222AYS		
PNP	40	200	100	300	250	300	PMBT3906YS		
	40	600	100	300	200	350	PMBT4403YS		
	60	600	100	300	200	365	PMBT2907AYS		
NPN / PNP	40	200	100	300	300 / 250	250 / 300	PMBT3946YPN		
					300 / 200	250 / 365		NMB2227A	

175°C capable products

Package							Automotive-qualified		
							SOT223 (SC-73)	SOT23	
Size (mm)							6.5 x 3.5 x 1.65	2.9 x 1.3 x 1.0	
P _{tot} (mW)							1700	950	675
Polarity	V _{CEO} (V)	V _{EB0} (V)	I _C (A)	h _{FE} min	h _{FE} max	f _T min(MHz)			
NPN	45		0.5	100	250	250			
				160	400	400	BC817K-16H		
				250	600	600	BC817K-25H		
	80	7	1	63	250	100	BC817K-40H		
					160	100	BCP56H		
					100	250	BCP56-10H		
45		0.5	100	250	80				
			160	400	80	BCP56-16H			
			250	600	80	BC807-16H			
PNP	80	7	1	63	250	100	BC807-25H		
					100	100	BC807-40H		
					100	250	BCP53H		
							BCP53-10H		
							BCP53-16H		


Medium power transistors

Types in **bold** represent new products

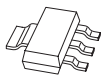




Package						Automotive-qualified			
						SOT223 (SC-73)	SOT89 (SC-62)	DFN2020-3 (SOT1061)	DFN2020D-3 (SOT1061D)
Size (mm)						6.5 x 3.5 x 1.65	4.5 x 2.5 x 1.5	2.0 x 2.0 x 0.62	2.0 x 2.0 x 0.62
P _{tot} (mW)						1700	1300	1300	1300
Polarity	V _{CEO} (V)	I _C (mA)	h _{FE} min	h _{FE} max	f _T min (MHz)				
NPN	20	2	85 - 160	375	40	BCP68 / -25	BC868 / -25	BC68PA / BC68-25PA	BC68PAS / BC68-25PAS
	45	1	63 - 100	160 - 250	100	BCP54 / -10 / -16	BCX54 / -10 / -16	BC54PA / BC54-10PA / BC54-16PA	BC54PAS / BC54-10PAS / BC54-16PAS
						BCP54T / -10T / -16T	BCX54T / -10T / -16T		
	60	1	63 - 100	160 - 250	100	BCP55 / -10 / -16	BCX55 / -10 / -16	BC55PA / BC55-10PA / BC55-16PA	BC55PAS / BC55-10PAS / BC55-16PAS
						BCP55T / -10T / -16T	BCX55T / -10T / -16T		
	80	1	63 - 100	160 - 250	100	BCP56 / -10 / -16	BCX56 / -10 / -16	BC56PA / BC56-10PA / BC56-16PA	BC56PAS / BC56-10PAS / BC56-16PAS
BCP56T / -10T / -16T						BCX56T / -10T / -16T			
			40 - 100	120 - 300	100	BSP41	BSR41		
PNP	20	2	85 - 160	250 - 375	40	BCP69 / -16 / -25	BC869 / -16 / -25	BC69PA / BC69-16PA / BC69-25PA	BC69PAS / BC69-16PAS / BC69-25PAS
	45	1	63 - 100	160 - 250	115 ¹⁾ - 145 ¹⁾	BCP51 / -10 / -16	BCX51 / -10 / -16	BC51PA / BC51-10PA / BC51-16PA	BC51PAS / BC51-10PAS / BC51-16PAS
						BCP51T / -10T / -16T	BCX51T / -10T / -16T		
	60	1	63 - 100	160 - 250	100	BCP52 / -10 / -16	BCX52 / -10 / -16	BC52PA / BC52-10PA / BC52-16PA	BC52PAS / BC52-10PAS / BC52-16PAS
						BCP52T / -10T / -16T	BCX52T / -10T / -16T		
	80	1	63 - 100	160 - 250	100	115 ¹⁾ - 145 ¹⁾	BCP53 / -10 / -16	BCX53 / -10 / -16	BC53PA / BC53-10PA / BC53-16PA
BCP53T / -10T / -16T						BCX53T / -10T / -16T			
			40 - 100	120 - 300	100	BSP31	BSR30 / 31		
						BSP32 / 33	BSR33		

¹⁾ Typical value

General Purpose Power Transistors



Package							DPAK (SOT428C)
							
Size (mm)							6.1 x 6.6
P _{tot} (mW)							1750
V _{CEO} (V)	I _C (A)	h _{FE} min	h _{FE} max	f _T min MHz	Polarity	Automotive-qualified	
80	8	60	-	160	NPN	No	MJD44H11
					PNP	No	MJD45H11
					NPN	Yes	MJD44H11A
					PNP	Yes	MJD45H11A
100	3	10	50	3	NPN	No	MJD31C
					PNP	No	MJD32C
					NPN	Yes	MJD31CA
					PNP	Yes	MJD32CA

High voltage transistors



						Automotive-qualified				
Package						SOT223 (SC-73)	SOT89 (SC-62)	SOT457 (SC-74)	SOT23	SOT323 (SC-70)
										
Size (mm)						6.5 x 3.5 x 1.65	4.5 x 2.5 x 1.5	2.9 x 1.5 x 1.0	2.9 x 1.3 x 1.0	2.0 x 1.25 x 0.95
P _{tot} (mW)						1700	1300	750	250	200
Polarity	V _{CEO} (V)	I _C (mA)	h _{FE} min	h _{FE} max	f _T min (MHz)					
NPN	140	300	60	250	100				PMBT5550	PMST5550
	160	300	80	250	100				PMBT5551 / BSR19A	PMST5551
	250	100	50		60	BF722	BF622		BF822	
	300	100	50		60	BF720	BF620		BF820	BF820W
			40		50	PZTA42	PXTA42		PMBTA42	PMSTA42
	350	100	40		70	BSP19	BST39			
400	300	50	200	20	PZTA44			PMBTA44		
PNP	100	100	30		50				BSS63	
	250	100	50		60	BF723				
			50		60		BF623		BF823	
	300	100	50		60		BF621		BF821	
40				50	PZTA92	PXTA92		PMBTA92	PMSTA92	
2 x NPN	300	100	40		50			PMBTA42DS		

For high-voltage transistors with increased performance please refer to our high-voltage low V_{CEsat} transistor portfolio on page 23.


PNP LED driver

			Automotive-qualified	
			SOT457	SOT23
Package				
Size (mm)			2.9 x 1.5 x 1.0	2.9 x 1.3 x 1.0
P _{tot} (mW)			750	480
Maximum supply voltage V _s max (V)	Typical stabilized output current I _{out} typ (mA)	Maximum stabilized output current I _{out} max (mA)		
18	10	-		NCR401T
	20	-		NCR402T
40	10	65	NCR401U	
	20	65	NCR402U	
	50	65	NCR405U	

NPN LED driver

			Automotive-qualified	
			SOT457	SOT223
Package				
Size (mm)			2.9 x 1.5 x 1.0	6.5 x 3.5 x 1.65
P _{tot} (mW)			750	1250
Maximum supply voltage V _s max (V)	Typical stabilized output current I _{out} typ (mA)	Maximum stabilized output current I _{out} max (mA)		
16	10	250	NCR320U	
			NCR321U	
40	10	150	NCR420U	
			NCR421U	
16	10	250		NCR320Z
				NCR321Z
40	10	150		NCR420Z
				NCR421Z

Constant current source

Automotive-qualified					
Package	SOT353 (SC-88A)				
					
Size (mm)	2.0 x 1.25 x 0.95				
P _{tot} (mW)	335				
Type	PSSI2021SAY				
Description	Maximum supply voltage	Maximum supply current	Typical stabilized output current	Minimum stabilized output current	Maximum stabilized output current
Parameter	V _s max (V)	I _s max (mA)	I _{out} typ (μA)	I _{out} min (mA)	I _{out} max (mA)
Value	75	2.2	15	0.015	50

Darlington transistors

Package					Automotive-qualified			
					SOT223 (SC-73)	SOT89 (SC-62)	SOT23	
Size (mm)					6.5 x 3.5 x 1.65	4.5 x 2.5 x 1.5	2.9 x 1.3 x 1.0	
P _{tot} (mW)					1700	1300	250	
Polarity	V _{CEO} (V)	I _C (mA)	h _{FE} min	f _r min (MHz)				
NPN	30	500	10000	125			PMBTA13	
			20000		PZTA14	PXTA14	PMBTA14	
	45	1000	2000	200			BCV29	BCV27
			2000		BSP50	BST50		
	60	500	10000	220			BCV49	BCV47
			2000		BSP51	BST51		
	80	1000	2000	200				
			2000		BSP52	BST52		
PNP	30	500	20000	125			PMBTA64	
			2000				BCV28	BCV26
	45	1000	2000	200				
			2000		BSP60	BST60		
	60	500	10000	220			BCV48	BCV46
			2000		BSP61	BST61		
	80	1000	2000	200				
			2000		BSP62	BST62		









Schmitt triggers

Package							Automotive-qualified
							SOT143B
Size (mm)							2.9 x 1.3 x 1.0
P _{tot} (mW)							250
Polarity	V _{CEO} (V) TR1	V _{CEO} (V) TR2	I _C (mA)	h _{FE} min	h _{FE} max	V _{CEsat} typ (mV)	
NPN	30	6	100	110	800	250	BCV63 / B
PNP	30	6	100	220	475	250	BCV64B

Low noise transistors










Package							Automotive-qualified	
							SOT23	SOT323 (SC-70)
Size (mm)							2.9 x 1.3 x 1.0	2.0 x 1.25 x 0.95
P _{tot} (mW)							250	200
Polarity	V _{CEO} (V)	I _C (mA)	Noise figure max (dB)	h _{FE} min	h _{FE} max	f _r min (MHz)		
NPN	30	100	4	200	450	100	BC849B	BC849BW
				420	800	100	BC849C	BC849CW
	45	100	4	200	450	100	BC850B	BC850BW
				420	800	100	BC850C	BC850CW
PNP	30	100	4	220	475	100	BC859B	BC859BW
				420	800	100	BC859C	BC859CW
	45	100	4	220	475	100	BC860B	BC860BW
				420	800	100	BC860C	BC860CW

Matched pair transistors- part 1

							Automotive-qualified			
Package							SOT143B	SOT457 (SC-74)	LFPAK56D (SOT1205)	
Size (mm)							2.9 x 1.3 x 1.0	2.9 x 1.5 x 1.0	5 x 6 x 1.1	
P _{tot} (mW)							250	750	1250	
Polarity	V _{CEO} (V)	I _C (mA)	h _{FE} min	h _{FE} max	h _{FE1} /h _{FE2}	V _{BE1} - V _{BE2} (mV)				
NPN	30	100	110	800	0.7 ¹⁾	n.a.	BCV61/A/B/C			
	45	100	200	450	0.9 ¹⁾	2	BCM61B			
								BCM847DS		
	80	100	63	250	0.95	n.a.	BCM56DS			
	100	3000	150	-	0.95	n.a.		PHPT610035NK		
Configuration										
PNP	30	100	100	800	0.7 ¹⁾	n.a.	BCV62/A/B/C			
	45	100	200	450	0.9 ¹⁾	2	BCM62B			
								BCM857DS		
	65	100	200	450	0.9	2		BCM856DS		
	80	100	63	250	0.95	n.a.		BCM53DS		
100	3000	150	-	0.9	n.a.		PHPT610035PK			
Configuration										

¹⁾ I_{C1} / I_{E2}


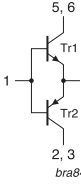

Matched pair transistors - part 2

							Automotive-qualified				
Package							SOT353 (SC-88A)	SOT363 (SC-88)	SOT1216 (DFN1010B-6)		
Size (mm)							2.0 x 1.25 x 0.95	2.0 x 1.25 x 0.95	1.1 x 1.0 x 0.37		
P _{tot} (mW)							300	300	350		
Polarity	V _{CEO} (V)	I _C (mA)	h _{FE} min	h _{FE} max	h _{FE1} /h _{FE2}	V _{BE1} - V _{BE2} (mV)					
NPN	45	100	200	450	0.9 ¹⁾	2		BCM847BS			
					0.95	2	PMP4501G	PMP4501Y	BCM847QAS	PMP4501QAS	
					0.98	2	PMP4201G	PMP4201Y			
	65	100	200	450	0.9	2		BCM846BS			
	Configuration										
PNP	45	100	200	450	0.9 ¹⁾	2		BCM857BS			
					0.95	2	PMP5501G	PMP5501Y	BCM857QAS	PMP5501QAS	
					0.98	2	PMP5201G	PMP5201Y			
	65	100	200	450	0.9	2		BCM856BS			
Configuration											

¹⁾ I_{C1} / I_{E2}

General purpose bipolar transistors

MOSFET driver

			Automotive-qualified			
V_{CE0} (V)	I_c (A)	I_{cm} [A]	Type	Package	Remark	Configuration
30	0.1	0.2	BCV65	SOT143B 	General-purpose transistors	
40	0.6	1	PMD2001D	SOT457 	Switching transistors with reduced storage time	
	1	2	PMD3001D		Low V_{CEsat}	

Medium frequency transistors

						Automotive-qualified	
Package						SOT23	SOT323 (SC-70)
Size (mm)						2.9 x 1.3 x 1.0	2.0 x 1.25 x 0.95
P_{tot} (mW)						250	200
Polarity	V_{CE0} (V)	I_c (mA)	h_{FE} min	h_{FE} max	f_T typ (MHz)		
NPN	15	100	40	-	500	BF570	
	20	25		85	>275	BFS20	BFS20W
		30	65	225	260	BFS19	
	40	25	67	220	380	BF840	
PNP	30	25	25	50	250	BF824	BF824W
	40		50	-	>325	BF550	

Low V_{CEsat} transistors single NPN up to 2000 mW

Package							Automotive-qualified				
							SOT223 (SC-73)	SOT89 (SC-62)	SOT457 (SC-74)	DFN2020D-3 (SOT1061D)	DFN2020-3 (SOT1061)
Size (mm)							6.5 x 3.5 x 1.65	4.5 x 2.5 x 1.5	2.9 x 1.5 x 1.0	2.0 x 2.0 x 0.62	2.0 x 2.0 x 0.62
P_{tot} (mW)							1700	1650	750	1300	1300
V_{CE0} (V)	I_C (A)	I_{CM} (A)	h_{FE} min/typ	@ I_C (A)	@ V_{CE} (V)	V_{CEsat} typ (mV); $I_C = 0.5$ A; $I_B = 0.05$ A					
12	5.3	10.6	300 / 530	0.5	2	18		PBSS301NX			
	5.8	11.6	300 / 530	0.5	2	18	PBSS301NZ				
	6	7	280 / 440	0.5	2	20				PBSS4612PA	
20	3	5	220 / 390	0.5	2	40		PBSS4320X			
	4	15	300 / 450	0.5	2	30			PBSS301ND		
	5	10	300 / 450	0.5	2	35		PBSS4520X			
	5.3	10.6	300 / 570	0.5	2	20		PBSS302NX			
	5.8	10.2	300 / 570	0.5	2	20	PBSS302NZ				
	6	7	280 / 440	0.5	2	20				PBSS4620PA	
	7	15	300 / 550	0.5	2	12		PBSS4021NX			
	8	20	300 / 550	0.5	2	9	PBSS4021NZ				
30	3	5	300 / 490	0.5	2	45		PBSS4330X			
	3	5	300 / 465	0.5	2	40			PBSS4330PAS ²⁾	PBSS4330PA	
	3.5	6	300 / 500	0.5	2	70			PBSS4032ND ³⁾		
	4.7	10	300 / 500	0.5	2	57		PBSS4032NX ³⁾			
	5.1	10.2	300 / 480	0.5	2	20		PBSS303NX			
	5.4	10	300 / 500	0.5	2	57	PBSS4032NZ ³⁾				
	5.5	11	300 / 480	0.5	2	20	PBSS303NZ				
40	6	7	280 / 450	0.5	2	21				PBSS4630PA	
	2	3	300 / -	0.5	5	140		PBSS4240X			
	4	15	300 / 520	0.5	2	35			PBSS302ND		
		10	300 / 500	0.5	2	21		PBSS4540X			
5	10	300 / 500	0.5	2	25	PBSS4540Z					
50	2	5	300 / -	0.5	2	90 ²⁾		PBSS4250X			
	3	5	200 / 280	0.5	2	65			PBSS4350D		
			300 / 460	0.5	2	50		PBSS4350X			
200 / 280			0.5	2	60 ¹⁾	PBSS4350Z					
60	1	2	170 / -	0.5	10	200 ²⁾		PBSS4160X			
	3	6	200 / 360	0.5	5	45			PBSS4360PAS ²⁾		
			200 / -	0.5	5	45	PBSS4360Z	PBSS4360X			
			345 / 570	0.5	2	40			PBSS303ND		
	4.7	9.4	300 / 520	0.5	2	25		PBSS304NX			
	5.2	10.4	300 / 520	0.5	2	25	PBSS304NZ				
	6	7	280 / 440	0.5	2	22				PBSS4560PA	
6.2	15	300 / 500	0.5	2	17		PBSS4041NX				
80	7	15	300 / 500	0.5	2	13	PBSS4041NZ				
	3	6	240 / 360	0.5	2	40			PBSS304ND		
	4	10	250 / 400	0.5	2	25		PBSS4480X			
	4.6	9.2	300 / 470	0.5	2	25		PBSS305NX			
	5.1	10.2	300 / 470	0.5	2	25	PBSS305NZ				
100	1	3	150 / 290	0.25	10	75			PBSS8110D		
			150 / 290	0.25	10	73		PBSS8110X			
			150 / 290	0.25	10	73	PBSS8110Z				
	3	4	170 / 275	0.5	2	45			PBSS305ND		
	4.5	9	200 / 330	0.5	2	27		PBSS306NX			
	5.1	10.2	200 / 330	0.5	2	27	PBSS306NZ				
5.2	6	180 / 285	0.5	2	30				PBSS8510PA		

¹⁾ $I_C / I_B = 20$ ²⁾ V_{CEsat} (max) ³⁾ Optimized for high-speed switching
²⁾ 175°C capable

Low V_{CEsat} transistors single NPN up to 750 mW

Types in **bold** represent new products

Package							Automotive-qualified					
							SOT23	SOT323 (SC-70)	SOT363 (SC-88)	DFN1006-3 (SOT883)	DFN1006B-3 (SOT883B)	DFN1010D-3 (SOT1215)
Size (mm)							2.9 x 1.3 x 1.0	2.0 x 1.25 x 0.95	2.0 x 1.25 x 0.95	1.0 x 0.6 x 0.48	1.0 x 0.6 x 0.37	1.1 x 1.0 x 0.37
P _{tot} (mW)							480	350	430	250	250	750
V _{CEO} (V)	I _C (A)	I _{CM} (A)	h _{FE} min/typ	@ I _C (A)	@ V _{CE} (V)	V _{CEsat} typ (mV); I _C = 0.5 A; I _B = 0.05 A						
15	0.5	1	200 / 325	0.01	2	-			PBSS2515M	PBSS2515MB		
20	1	3	350 / 470	0.1	2	110 ²⁾	PBSS4120T					
	2	5	220 / 330	0.1	2	45	PBSS4320T					
	4.3	8	300 / 550	0.5	2	21	PBSS4021NT					
30	1	1.5	230 / 380	0.5	2	90					PBSS4130QA	
		3	300 / 450	0.5	2	120 ²⁾	PBSS4130T					
	2	3	300 / 450	0.5	2	70	PBSS4230T					
			230 / 380	0.5	2	75					PBSS4230QA	
2.6	5	300 / 500	0.5	2	80	PBSS4032NT ³⁾						
40	0.5	1	200 / 550	0.01	2	200 ²⁾			PBSS2540M	PBSS2540MB		
	1	2	300 / 440	0.5	5	130		PBSS4140U				
			300 / 510	0.5	5	120	PMMT491A					
			300 / 420	0.5	5	130	PBSS4140T					
	2	3	350 / 470	0.1	2	70			PBSS4240Y			
300 / 450			0.5	2	70	PBSS4240T						
50	2	5	300 / 495	0.5	2	60	PBSS4350T					
60	1	1.5	150 / 240	0.5	2	90					PBSS4160QA	
		2	200 / 420	0.5	5	120		PBSS4160U				
			200 / 350	0.5	5	110	PBSS4160T					
	2	3	150 / 240	0.5	2	75					PBSS4260QA	
100	1	3	150 / 400	0.25	10	80			PBSS8110Y			
			150 / 300	0.25	10	70	PBSS8110T					

¹⁾ I_C / I_B = 20 ²⁾ V_{CEsat} (max) ³⁾ Optimized for high-speed switching

Low V_{CEsat} transistors single PNP up to 2000 mW

Package							Automotive-qualified				
							SOT223 (SC-73)	SOT89 (SC-62)	SOT457 (SC-74)	DFN2020D-3 (SOT1061D)	DFN2020-3 (SOT1061)
Size (mm)							6.5 x 3.5 x 1.65	4.5 x 2.5 x 1.5	2.9 x 1.5 x 1.0	2.0 x 2.0 x 0.62	2.0 x 2.0 x 0.62
P _{tot} (mW)							1700	1650	750	1300	1300
V _{CEO} (V)	I _C (A)	I _{CM} (A)	h _{FE} min/typ	@ I _C (A)	@ V _{CE} (V)	V _{CEsat} typ (mV); I _C = 0.5 A; I _B = 0.05 A					
12	5.3	10.6	250 / 400	0.5	2	20		PBSS301PX			
	5.7	11.4	250 / 400	0.5	2	20	PBSS301PZ				
	6	7	220 / 335	0.5	2	20				PBSS5612PA	
20	3	5	200 / -	0.5	2	80 ²⁾			PBSS5320D		
			220 / 450	0.5	2	50		PBSS5320X			
	4	15	250 / 400	0.5	2	35			PBSS301PD		
	5	10	300 / 430	0.5	2	45			PBSS5520X		
	5.1	10.2	250 / 370	0.5	2	25			PBSS302PX		
	5.5	11	250 / 370	0.5	2	25	PBSS302PZ				
	6	7	230 / 345	0.5	2	25					PBSS5620PA
	6.2	15	250 / 400	0.5	2	18			PBSS4021PX		
30	2.7	5	200 / 350	0.5	2	87			PBSS4032PD ³⁾		
			200 / 380	0.5	2	50		PBSS5330X			
	3	5	200 / 320	0.5	2	45				PBSS5330PAS ²⁾	PBSS5330PA
			200 / 350	0.5	2	70		PBSS4032PX ³⁾			
	4.2	10	200 / 350	0.5	2	70					
	4.4	10	200 / 350	0.5	2	70	PBSS4032PZ ³⁾				
	5.1	10.2	250 / 400	0.5	2	25			PBSS303PX		
	5.3	10.6	250 / 400	0.5	2	25	PBSS303PZ				
6	7	200 / 335	0.5	2	25					PBSS5630PA	
40	2	3	215 / -	0.5	5	170			PBSS5240X		
			200 / 310	0.5	2	46			PBSS302PD		
	4	10	250 / 370	0.5	2	33			PBSS5540X		
			250 / 350	0.5	2	40 ¹⁾	PBSS5540Z				
50	2	5	200 / -	0.5	2	90 ²⁾			PBSS5250X		
			200 / 300	0.5	2	70			PBSS5350D		
	3	5	200 / 375	0.5	2	70			PBSS5350X		
			200 / 300	0.5	2	70	PBSS5350Z				
60	3	6	130 / 220	0.5	5	55				PBSS5360PAS ²⁾	
			130 / -	0.5	5	55	PBSS5360Z	PBSS5360X			
			180 / 265	0.5	2	55			PBSS303PD		
	4.2	8.4	200 / 295	0.5	2	35			PBSS304PX		
	4.5	9	200 / 295	0.5	2	35	PBSS304PZ				
	5	6	170 / 260	0.5	2	35					PBSS560PA
	5	15	200 / 300	0.5	2	30			PBSS4041PX		
80	3	5	155 / 225	0.5	2	55			PBSS304PD		
			180 / 265	0.5	2	40					PBSS5580PA
	4	10	200 / 300	0.5	2	35			PBSS5480X		
			200 / 280	0.5	2	36			PBSS305PX		
	4.5	9	200 / 280	0.5	2	36	PBSS305PZ				
100	1	3	150 / 350	0.5	5	100			PBSS9110D		
			150 / 350	0.5	5	90			PBSS9110X		
			150 / -	0.5	5	90	PBSS9110Z				
	2	3	175 / 275	0.5	2	65			PBSS305PD		
	2.7	4	180 / 295	0.5	2	45					PBSS9410PA
	3.7	7.4	200 / 300	0.5	2	45			PBSS306PX		
4.1	8.2	200 / 300	0.5	5	45	PBSS306PZ					

¹⁾ I_C / I_B = 20 ²⁾ V_{CEsat} (max) ³⁾ Optimized for high-speed switching
²⁾ 175°C capable

Low V_{CEsat} transistors single PNP up to 750 mW

Package							Automotive-qualified					
							SOT23	SOT323 (SC-70)	SOT363 (SC-88)	DFN1006-3 (SOT883)	DFN1006B-3 (SOT883B)	DFN1010D-3 (SOT1215)
Size (mm)							2.9 x 1.3 x 1.0	2.0 x 1.25 x 0.95	2.0 x 1.25 x 0.95	1.0 x 0.6 x 0.48	1.0 x 0.6 x 0.37	1.1 x 1.0 x 0.37
P _{tot} (mW)							480	350	430	250	250	750
V _{CEO} (V)	I _C (A)	I _{CM} (A)	h _{FE} min/typ	@ I _C (A)	@ V _{CE} (V)	V _{CEsat} typ (mV); I _C = 0.5 A; I _B = 0.05 A						
15	0.5	1	200 / 260	0.01	2	150			PBSS3515M	PBSS3515MB		
20	1	2	300 / 450	0.1	2	125 ²⁾	PBSS5120T					
	2	3	225 / -	0.5	2	80 ²⁾	PBSS5220T					
		5	220 / 420	0.5	2	50	PBSS5320T					
	3.5	8	250 / 400	0.5	2	35	PBSS4021PT					
30	1	1.5	180 / 295	0.5	2	85					PBSS5130QA	
			260 / 350	0.5	2	110	PBSS5130T					
	2	3	300 / 450	0.1	2	70	PBSS5230T					
			180 / 295	0.5	2	70					PBSS5230QA	
	2.4	5	200 / 320	0.5	2	95	PBSS4032PT ³⁾					
40	0.5	1	200 / 380	0.01	2	220			PBSS3540M	PBSS3540MB		
	1	2	300 / 520	0.1	5	130		PBSS5140U				
			300 / 800	0.1	5	130	PMMT591A					
			300 / 510	0.1	5	130	PBSS5140T					
	2	3	300 / -	0.1	2	110 ²⁾			PBSS5240Y			
300 / 450			0.1	2	70	PBSS5240T						
50	2	3	200 / -	0.5	2	90 ²⁾	PBSS5250T					
							PBSS5250TH					
	3	3	200 / -	0.5	2	90 ²⁾	PBSS5350TH					
5		200 / 360	0.5	2	55	PBSS5350T						
60	1	1.5	120 / 185	0.5	2	125					PBSS5160QA	
				150 / 250	0.5	5	135		PBSS5160U			
		2	150 / 250	0.5	5	120	PBSS5160T					
	1.7	2.5	120 / 185	0.5	2	105					PBSS5260QA	
	2.7	8	200 / 300	0.5	2	49	PBSS4041PT					
100	1	3	150 / -	0.25	5	93			PBSS9110Y			
			150 / 350	0.5	5	95	PBSS9110T					




¹⁾ IC / IB = 20 ²⁾ V_{CEsat} (max) ³⁾ Optimized for high-speed switching

Low V_{CEsat} transistors double

Package										Automotive-qualified		
										SOT457 (SC-74)	DFN2020-6 (SOT1118)	DFN2020D-6 (SOT1118D)
Size (mm)										2.9 x 1.5 x 1.0	2.0 x 2.0 x 0.62	2.0 x 2.0 x 0.62
P _{tot} (mW)										750	1300	1300
V _{CE0} (V)	I _C (A)	Polarity	h _{FE} min/typ	@ I _C (A)	@ V _{CE} (V)	V _{CEsat} typ (mV); I _C = 0.5 A; I _B = 0.05 A	V _{CEsat} max (mV)	@ I _C (A)	@ I _B (A)			
20	2	NPN/NPN	230	0.5	2	60	90	0.5	0.05			PBSS4220PANS
	2	PNP/PNP	210	0.5	2	70	110	0.5	0.05			PBSS5220PAPS
30	1	NPN/NPN	210	0.5	2	75	100	0.5	0.05		PBSS4130PAN	
		PNP/PNP	170	0.5	2	85	140	0.5	0.05		PBSS5130PAP	
		NPN/PNP	210/170	0.5	2	75/85	100/140	0.5	0.05		PBSS4130PANP	
	2	NPN/NPN	230	0.5	2	60	80	0.5	0.05		PBSS4230PAN	
		PNP/PNP	210	0.5	2	75	110	0.5	0.05		PBSS5230PAP	
		NPN/PNP	230/210	0.5	2	60/75	80/100	0.5	0.05		PBSS4230PANP	
40	1	NPN/PNP	300/250	0.5	5	130/150	500	1	0.1	PBSS4140DPN		
	2	NPN/PNP	300/250	0.5	5	80/100	400/530	2	0.2	PBSS4240DPN		
60	1	2 x NPN	200	0.5	5	115	250	1	0.1	PBSS4160DS		
		2 x PNP	150	0.5	5	120	330	1	0.1	PBSS5160DS		
		NPN/PNP	200/150	0.5	5	115/120	250/330	1	0.1	PBSS4160DPN		
	1	NPN/NPN	150	0.5	2	90	120	0.5	0.05		PBSS4160PAN	PBSS4160PANS
		PNP/PNP	120	0.5	2	125	180	0.5	0.05		PBSS5160PAP	PBSS5160PAPS
		NPN/PNP	150/120	0.5	2	90/125	120/180	0.5	0.05		PBSS4160PANP	PBSS4160PANPS
	2	NPN/NPN	210	0.5	2	70	90	0.5	0.05		PBSS4260PAN	PBSS4260PANS
		PNP/PNP	140	0.5	2	100	140	0.5	0.05		PBSS5260PAP	PBSS5260PAPS
		NPN/PNP	210/140	0.5	2	70/100	90/140	0.5	0.05		PBSS4260PANP	PBSS4260PANPS
120	1	NPN/NPN	240	0.1	2	90	120	0.5	0.05		PBSS4112PAN	
		PNP/PNP	190	0.1	2	150	220	0.5	0.05		PBSS5112PAP	
		NPN/PNP	240/190	0.1	2	90/150	120/220	0.5	0.05		PBSS4112PANP	

¹⁾ I_C / I_B = 20 ²⁾ Device mounted on a ceramic PCB, Al₂O₃, standard footprint ³⁾ Optimized for high-speed switching

Low V_{CEsat} transistors load switches

Package				Automotive-qualified		
				SOT457 (SC-74)	SOT363 (SC-88)	
Size (mm)				2.9 x 1.5 x 1.0		2.0 x 1.25 x 0.95
P _{tot} (mW)				750 ¹⁾	600 ¹⁾	300 ²⁾
V _{CE0} (V)	I _C (A)	V _{CEsat} max (mV); I _C = 0.5 A; I _B = 0.05 A	R1, R2 (kΩ)			
15	0.5	250	2.2			PBLS1501Y
			4.7			PBLS1502Y
			10			PBLS1503Y
			22			PBLS1504Y
20	1	150	2.2		PBLS2001D	
			4.7		PBLS2002D	
			10		PBLS2003D	
			22		PBLS2004D	
	1.8	70	2.2	PBLS2021D		
			4.7	PBLS2022D		
			10	PBLS2023D		
			22	PBLS2024D		
40	0.5	350	2.2			PBLS4001Y
			4.7			PBLS4002Y
			10			PBLS4003Y
			22			PBLS4004Y
			47			PBLS4005Y
	1	170	2.2		PBLS4001D	
			4.7		PBLS4002D	
			10		PBLS4003D	
			22		PBLS4004D	
			47		PBLS4005D	
60	1	180	2.2		PBLS6001D	
			4.7		PBLS6002D	
			10		PBLS6003D	
			22		PBLS6004D	
			47		PBLS6005D	
	1.5	100	2.2	PBLS6021D		
			4.7	PBLS6022D		
			10	PBLS6023D		
			22	PBLS6024D		

¹⁾ Device mounted on a ceramic PCB, Al₂O₃, standard footprint

²⁾ Device mounted on an FR4 PCB, single-sided copper, tin-plated, and standard footprint


Low V_{CEsat} high voltage transistors

Package					Automotive-qualified				
					SOT223 (SC-73)	SOT89 (SC-62)	DFN1010D-3 (SOT1215)	SOT23	
Size (mm)					6.5 x 3.5 x 1.65	4.5 x 2.5 x 1.5	1.1 x 1.0 x 0.37	2.9 x 1.3 x 1.0	
P_{tot} (mW)					1700	1300	750	250	
Polarity	V_{CEO} [max] (V)	I_C (A)	hFE [min]	hFE [max]					
NPN	150	0.5	100				PBHV8515QA		
		1	70	300				PBHV8115TLH	
			100					PBHV8115T	
		2	100				PBHV8115X		
						PBHV8115Z			
	180	1	100					PBHV8118T	
	400	0.5	100			PBHV8540Z	PBHV8540X		PBHV8540T
		1	100			PBHV8140Z			
	500	0.15	50					PMBTA45	
	600	0.1	70			PBHV2160Z			
0.5		70			PBHV8560Z				
PNP	140	4	100						
	150	0.5	100					PBHV9515QA	
		1	70	300					PBHV9115TLH
			100						PBHV9115T
		2						PBHV9115X	
						PBHV9115Z			
	400								PBHV9040T
		0.25	100					PBHV9040X	
							PBHV9040Z		
	0.5	100				PBHV9540Z			
		140	450				PBHV9540X		
	500	0.15	100						PBHV9050T
		0.25	100			PBHV9050Z			
600	0.1	70			PBHV3160Z				
	0.5	70			PBHV9560Z				


Low V_{CEsat} RETs

Package					Automotive-qualified	
					SOT23	
Size (mm)					2.9 x 1.3 x 1.0	
P_{tot} (mW)					250	
V_{CEO} (V)	I_C (mA)		R1 (k Ω)	R2 (k Ω)	NPN	PNP
40	600	R1 = R2	1	1	PBRN113ET	PBRP113ET
			2.2	2.2	PBRN123ET	PBRP123ET
		R1 \neq R2	1	10	PBRN113ZT	PBRP113ZT
			2.2	10	PBRN123YT	PBRP123YT

Low V_{CEsat} transistors PNP - N-channel MOSFET combination

											Automotive-qualified
Package											DFN2020-6 (SOT1118)
											
Size (mm)											2.0 x 2.0 x 0.62
P_{tot} (mW)											1300
V_{CE0} (V)	I_C (A)	h_{FE} min	h_{FE} max	@ I_C (mA)	@ V_{CE} (V)	R_{CEsat} typ (m Ω)	V_{DS} (V)	V_{GS} (V)	I_D (A)	R_{Dson} typ (m Ω)	
40	2	300	800	100	5	240	30	0.7	0.66	390	PBSM5240PF
		100	-	100	5	240	30	0.7	0.66	390	PBSM5240PFH

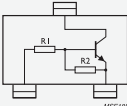
Low V_{CEsat} power transistors single (175oC capable)

									LFPAK56 (SOT669)
Package									
Size (mm)									5 x 6 x 1.1
P_{tot} (mW)									1250
V_{CE0} (V)	I_C (A)	I_{CM} [max] (A)	h_{FE} min/typ	@ I_C (A)	@ V_{CE} (V)	Polarity	Automotive-qualified		
40	6	14	200 / 400	0.5	2	NPN	Yes	PHPT60406NY	
		12		0.5	2	PNP	Yes	PHPT60406PY	
	10	20	200 / 400	0.5	2	NPN	Yes	PHPT60410NY	
		20		0.5	2	PNP	Yes	PHPT60410PY	
	15	30	200 / 400	0.5	2	NPN	Yes	PHPT60415NY	
				0.5	2	PNP	Yes	PHPT60415PY	
60	3	8	200 / 400	0.5	2	NPN	Yes	PHPT60603NY	
		8		0.5	2	PNP	Yes	PHPT60603PY	
	6	14	200 / 400	0.5	2	NPN	Yes	PHPT60606NY	
		12		0.5	2	PNP	Yes	PHPT60606PY	
	10	20	200 / 400	0.5	2	NPN	Yes	PHPT60610NY	
			150 / 250	0.5	2	PNP	Yes	PHPT60610PY	
100	2	6	150 / 250	0.5	10	NPN	No	PHPT61002NYC	
			150 / 220	0.5	10	PNP	No	PHPT61002PYC	
		120/220	0.5	10	NPN	No	PHPT61002NYCLH		
		100/180	0.5	10	PNP	No	PHPT61002PYCLH		
	3	8	150 / 250	0.5	10	NPN	Yes	PHPT61003NY	
			150 / 220	0.5	10	PNP	Yes	PHPT61003PY	
	6	12	150 / 250	0.5	10	NPN	Yes	PHPT61006NY	
			150 / 220	0.5	10	PNP	Yes	PHPT61006PY	
	10	20	150 / 250	0.5	10	NPN	Yes	PHPT61010NY	
			150 / 220	0.5	10	PNP	Yes	PHPT61010PY	

Low VCEsat power transistors double (175oC capable)




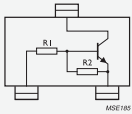
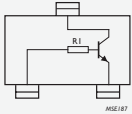
Automotive-qualified												
LFPAK56D (SOT1205)												
Package												
Size (mm)												
P _{tot} (mW)												
V _{CE0} (V)	I _C (A)	I _{CM} (A)	h _{FE} typ	@ I _C (A)	@ V _{CE} (V)	V _{CEsat} typ (mV); I _C = 0.5 A; I _B = 0.05 A	V _{CEsat} max (mV)	@ I _C (A)	@ I _B (A)	Polarity	h _{FE1} /h _{FE2}	
100	3	6	150	0.5	10	50	300	3	0.2	2XNPN	-	PHPT610030NK
						70	400	3	0.2	2XPNP	-	PHPT610030PK
						50 / 70	300 / 400	3	0.2	NPN/PNP	-	PHPT610030NPK
						50	300	3	0.2	2XNPN	0.95	PHPT610035NK
						70	400	3	0.2	2XPNP	0.9	PHPT610035PK

RETs 100 mA single




					Automotive-qualified				
Package					SOT23	SOT323 (SC-70)			
Size (mm)					2.9 x 1.3 x 1.0		2.0 x 1.25 x 0.95		
P _{tot} (mW)					250		200		
V _{CE0} (V)	I _C (mA)	Configuration	R1 (kΩ)	R2 (kΩ)	NPN	PNP	NPN	PNP	
50	100		1	1		PDTA113ET		PDTA113EU	
			2.2	2.2	PDTC123ET	PDTA123ET	PDTC123EU	PDTA123EU	
			4.7	4.7	PDTC143ET	PDTA143ET	PDTC143EU	PDTA143EU	
			10	10	PDTC114ET	PDTA114ET	PDTC114EU	PDTA114EU	
			22	22	PDTC124ET	PDTA124ET	PDTC124EU	PDTA124EU	
			47	47	PDTC144ET	PDTA144ET	PDTC144EU	PDTA144EU	
			100	100	PDTC115ET	PDTA115ET	PDTC115EU	PDTA115EU	
			1	10		PDTA113ZT		PDTA113ZU	
			2.2	10	PDTC123YT	PDTA123YT	PDTC123YU	PDTA123YU	
			2.2	47	PDTC123JT	PDTA123JT	PDTC123JU	PDTA123JU	
		4.7	10	PDTC143XT	PDTA143XT	PDTC143XU	PDTA143XU		
		4.7	47	PDTC143ZT	PDTA143ZT	PDTC143ZU	PDTA143ZU		
		10	47	PDTC114YT	PDTA114YT	PDTC114YU	PDTA114YU		
		22	47	PDTC124XT	PDTA124XT	PDTC124XU	PDTA124XU		
		47	10	PDTC144VT	PDTA144VT	PDTC144VU	PDTA144VU		
		47	22	PDTC144WT	PDTA144WT	PDTC144WU	PDTA144WU		
		2.2	-	PDTC123TT	PDTA123TT	PDTC123TU	PDTA123TU		
		4.7	-	PDTC143TT	PDTA143TT	PDTC143TU	PDTA143TU		
		10	-	PDTC114TT	PDTA114TT	PDTC114TU	PDTA114TU		
		22	-	PDTC124TT	PDTA124TT	PDTC124TU	PDTA124TU		
47	-	PDTC144TT	PDTA144TT	PDTC144TU	PDTA144TU				
100	-	PDTC115TT	PDTA115TT	PDTC115TU	PDTA115TU				

Resistor equipped transistors (RETs)





RETs 100 mA single - part 2

					Automotive-qualified							
Package					DFN1006-3 (SOT883)	DFN1006B-3 (SOT883B)		DFN1010D-3 (SOT1215)				
												
Size (mm)					1.0 x 0.6 x 0.48		1.0 x 0.6 x 0.37		1.1 x 1.0 x 0.37			
P _{tot} (mW)					250		250		750			
V _{CE0} (V)	I _c (mA)	Configuration	R1 (kΩ)	R2 (kΩ)	NPN		PNP		NPN			
50	100		1	1								
			2.2	2.2	PDTC123EM	PDTA123EM	PDTC123EMB	PDTA123EMB				
			4.7	4.7	PDTC143EM	PDTA143EM	PDTC143EMB	PDTA143EMB	PDTC143EQA	PDTA143EQA		
			10	10	PDTC114EM	PDTA114EM	PDTC114EMB	PDTA114EMB	PDTC114EQA	PDTA114EQA		
			22	22	PDTC124EM	PDTA124EM	PDTC124EMB	PDTA124EMB	PDTC124EQA	PDTA124EQA		
			47	47	PDTC144EM	PDTA144EM	PDTC144EMB	PDTA144EMB	PDTC144EQA	PDTA144EQA		
			100	100	PDTC115EM	PDTA115EM	PDTC115EMB	PDTA115EMB				
			1	10				PDTA113ZM		PDTA113ZMB		
			2.2	10	PDTC123YM	PDTA123YM	PDTC123YMB	PDTA123YMB				
			2.2	47	PDTC123JM	PDTA123JM	PDTC123JMB	PDTA123JMB	PDTC123JQA	PDTA123JQA		
			4.7	10	PDTC143XM	PDTA143XM	PDTC143XMB	PDTA143XMB	PDTC143XQA	PDTA143XQA		
			4.7	47	PDTC143ZM	PDTA143ZM	PDTC143ZMB	PDTA143ZMB	PDTC143ZQA	PDTA143ZQA		
		10	47	PDTC114YM	PDTA114YM	PDTC114YMB	PDTA114YMB	PDTC114YQA	PDTA114YQA			
		22	47	PDTC124XM	PDTA124XM	PDTC124XMB	PDTA124XMB					
		47	10	PDTC144VM	PDTA144VM	PDTC144VMB	PDTA144VMB					
		47	22	PDTC144WM	PDTA144WM	PDTC144WMB	PDTA144WMB					
					2.2	-	PDTC123TM	PDTA123TM	PDTC123TMB	PDTA123TMB		
					4.7	-	PDTC143TM	PDTA143TM	PDTC143TMB	PDTA143TMB		
					10	-	PDTC114TM	PDTA114TM	PDTC114TMB	PDTA114TMB		
					22	-	PDTC124TM	PDTA124TM	PDTC124TMB	PDTA124TMB		
					47	-	PDTC144TM	PDTA144TM	PDTC144TMB	PDTA144TMB		
					100	-	PDTC115TM	PDTA115TM	PDTC115TMB	PDTA115TMB		

RETs 100 mA double



					Automotive-qualified										
Package					DFN1010B-6 (SOT1216)	DFN1412-6 (SOT1268)			SOT363 (SC-88)						
															
Size (mm)					1.1 x 1.0 x 0.37			1.4 X 1.2 X 0.5			2.0 x 1.25 x 0.95				
P _{tot} (mW)					350			480			300				
V _{CE0} (V)	I _c (mA)	Configuration	R1 (kΩ)	R2 (kΩ)	NPN / NPN		NPN / PNP		PNP / PNP		NPN / NPN		NPN / PNP		
50	100	R1 = R2	2.2	2.2								PUMH20	PUMD20	PUMB20	
			4.7	4.7									PUMH15	PUMD15	PUMB15
			10	10	PQMH11	PQMD3	PQMB11	PRMH11	PRMD3	PRMB11	PUMH11	PUMD3	PUMB11		
			22	22		PQMD2			PRMD2		PUMH1	PUMD2	PUMB1		
			47	47	PQMH2	PQMD12		PRMH2	PRMD12		PUMH2	PUMD12	PUMB2		
			100	100							PUMH24	PUMD24	PUMB24		
				R1 ≠ R2	2.2	47	PQMH10	PQMD10		PRMH10	PRMD10		PUMH10	PUMD10	PUMB10
		4.7	10								PUMH18	PUMD18	PUMB18		
		4.7	47		PQMH13	PQMD13		PRMH13	PRMD13		PUMH13	PUMD13	PUMB13		
		10	47		PQMH9			PRMH9			PUMH9	PUMD9	PUMB9		
		22	47			PQMD16			PRMD16		PUMH16	PUMD16	PUMB16		
		47	22								PUMH17	PUMD17	PUMB17		
				Only R1	47 / 2.2	47 / 47								PUMD48	
		2.2	-									PUMH30	PUMD30	PUMB30	
		4.7	-									PUMH7	PUMD6	PUMB3	
		10	-									PUMH4	PUMD4	PUMB4	
		22	-									PUMH19	PUMD19	PUMB19	
		47	-									PUMH14	PUMD14	PUMB14	

RETs 500 mA single / double

					Automotive-qualified							
Package					SOT457 (SC-74)		SOT23		SOT323 (SC-70)		DFN1010D-3 (SOT1215)	
												
Size (mm)					2.9 x 1.5 x 1.0		2.9 x 1.3 x 1.0		2.0 x 1.25 x 0.95		1.1 x 1.0 x 0.37	
P _{tot} (mW)					750		250		200		750	
V _{CE0} (V)	I _C (mA)	Configuration	R1 (kΩ)	R2 (kΩ)	NPN / NPN	NPN / PNP	NPN	PNP	NPN	PNP	NPN	PNP
50	500	R1 = R2	1	1			PDTD113ET	PDTB113ET	PDTD113EU	PDTB113EU	PDTD113EQA	PDTB113EQA
			2.2	2.2			PDTD123ET	PDTB123ET	PDTD123EU	PDTB123EU	PDTD123EQA	PDTB123EQA
			4.7	4.7			PDTD143ET	PDTB143ET	PDTD143EU	PDTB143EU	PDTD143EQA	PDTB143EQA
			10	10			PDTD114ET	PDTB114ET	PDTD114EU	PDTB114EU	PDTD114EQA	PDTB114EQA
		R1 ≠ R2	1	10	PIMN31	PIMC31	PDTD113ZT	PDTB113ZT	PDTD113ZU	PDTB113ZU	PDTD113ZQA	PDTB113ZQA
			2.2	10			PDTD123YT	PDTB123YT	PDTD123YU	PDTB123YU	PDTD123YQA	PDTB123YQA
			4.7	10			PDTD143XT	PDTB143XT	PDTD143XU	PDTB143XU	PDTD143XQA	PDTB143XQA
		Only R1	2.2	-			PDTD123TT	PDTB123TT				

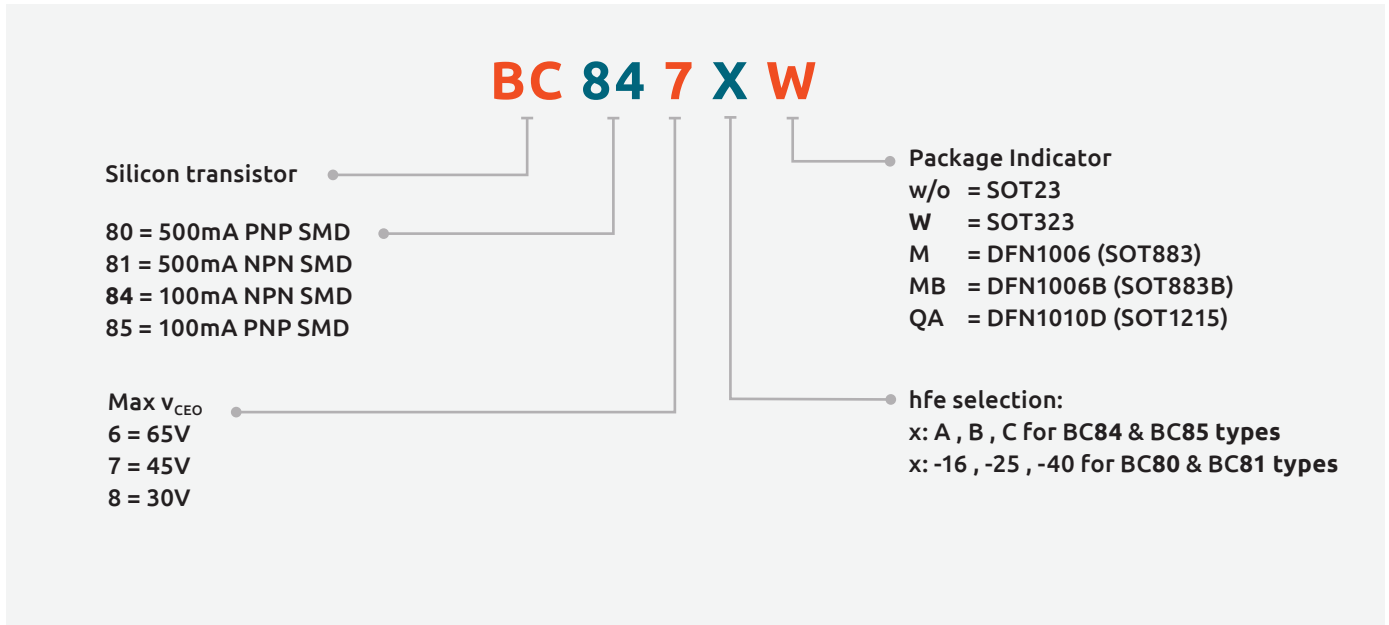
3-terminal adjustable shunt regulators

Types in **bold red** are in development

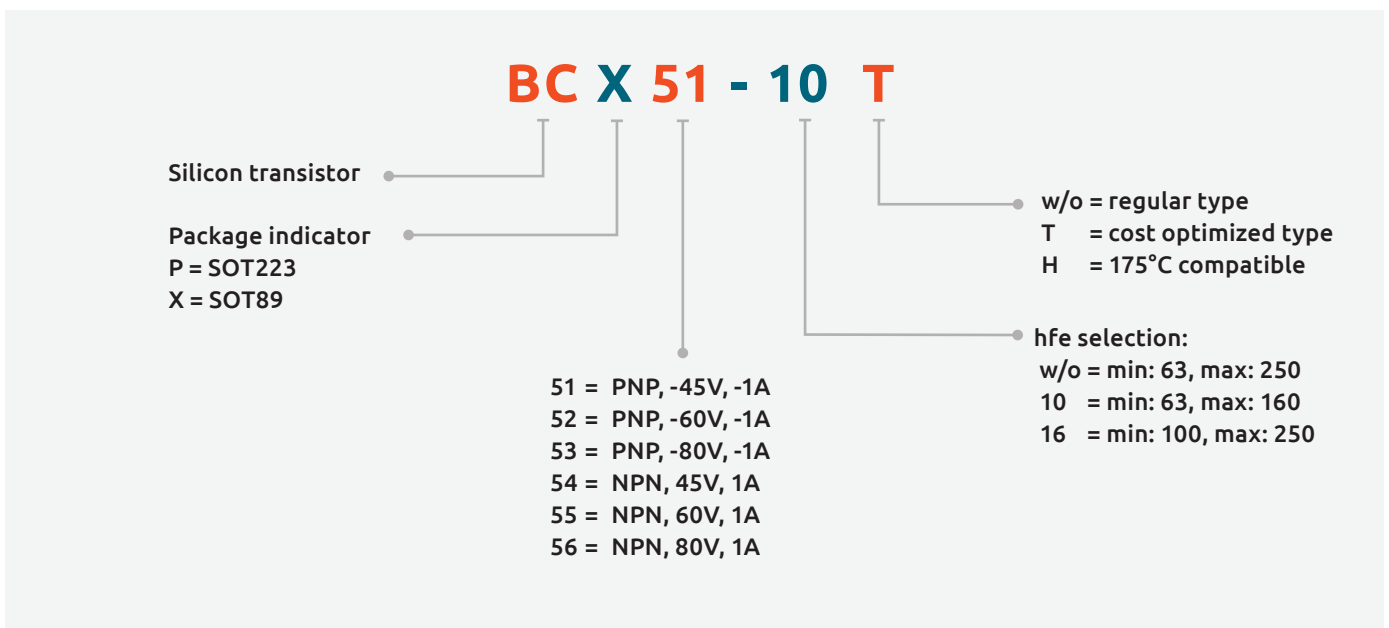
Automotive-qualified											
Type name	Pinning configuration	T _{amb} (C°)	V _{ref}		Package	Size(mm)	P _{tot} (mW)	V _{KA} (V)	I _K (mA)		
TLVH431NCDBZR	Normal pinning	0 to 70	1.5%	1.24		2.9 x 1.3 x 1.0	480	20	80		
TLVH431NIDBZR	Normal pinning	-40 to 85									
TLVH431NQDBZR	Normal pinning	-40 to 125									
TLVH431NMQDBZR	MIRrored pinning	-40 to 125									
TLVH431NACDBZR	Normal pinning	0 to 70	1%	2.495							
TLVH431NAIDBZR	Normal pinning	-40 to 85									
TLVH431NAQDBZR	Normal pinning	-40 to 125									
TLVH431NAMQDBZR	MIRrored pinning	-40 to 125									
TL431CDBZR	Normal pinning	0 to 70	2%	2.495				2.9 x 1.3 x 1.0	580	36	100
TL431IDBZR	Normal pinning	-40 to 85									
TL431QDBZR	Normal pinning	-40 to 125									
TL431FDT	Normal pinning	-40 to 125									
TL431MFD	MIRrored pinning	-40 to 125									
TL431ACDBZR	Normal pinning	0 to 70	0.5%	2.495							
TL431AIDBZR	Normal pinning	-40 to 85									
TL431AQDBZR	Normal pinning	-40 to 125									
TL431AFDT	Normal pinning	-40 to 125									
TL431AMFD	MIRrored pinning	-40 to 125									
TL431BCDBZR	Normal pinning	0 to 70	0.5%	2.495							
TL431BIDBZR	Normal pinning	-40 to 85									
TL431BQDBZR	Normal pinning	-40 to 125									
TL431BFDT	Normal pinning	-40 to 125									
TL431BMFD	MIRrored pinning	-40 to 125									

Nomenclature

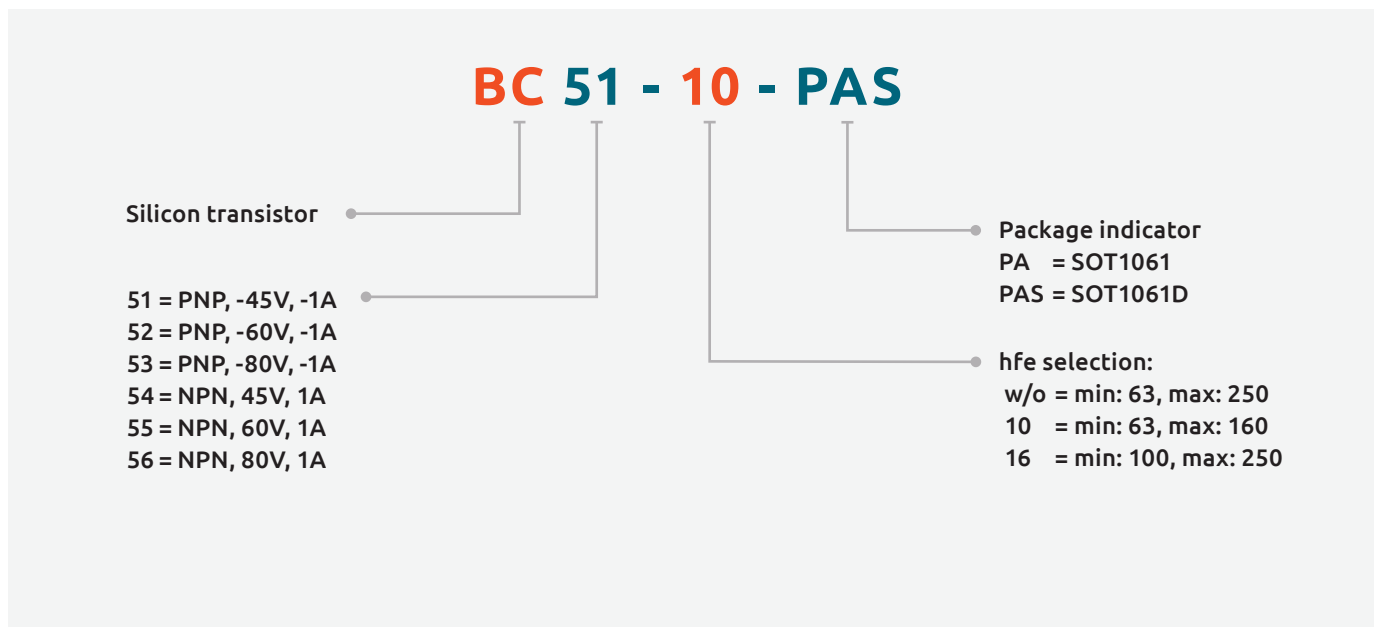
General purpose bipolar transistors



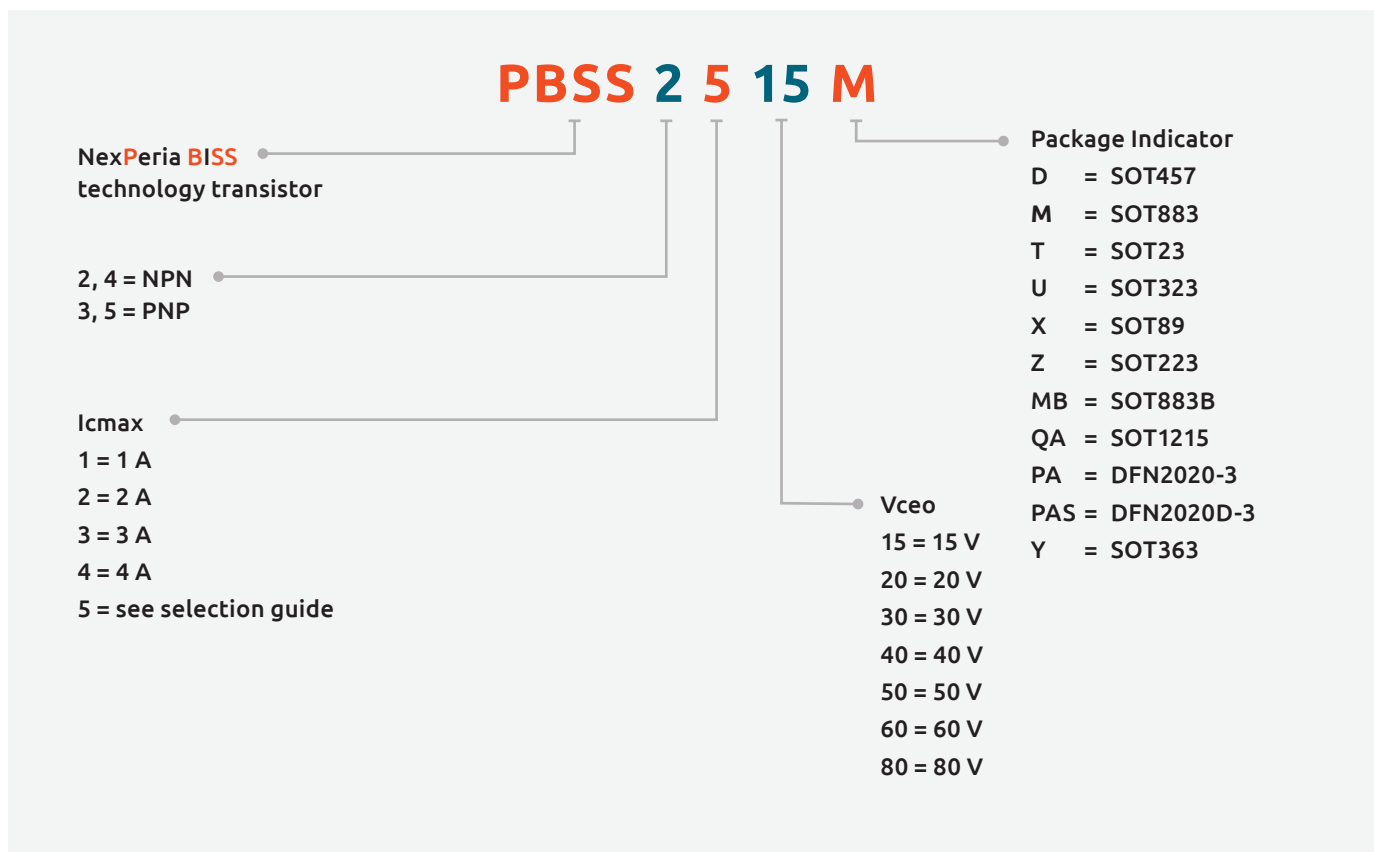
General purpose power transistors



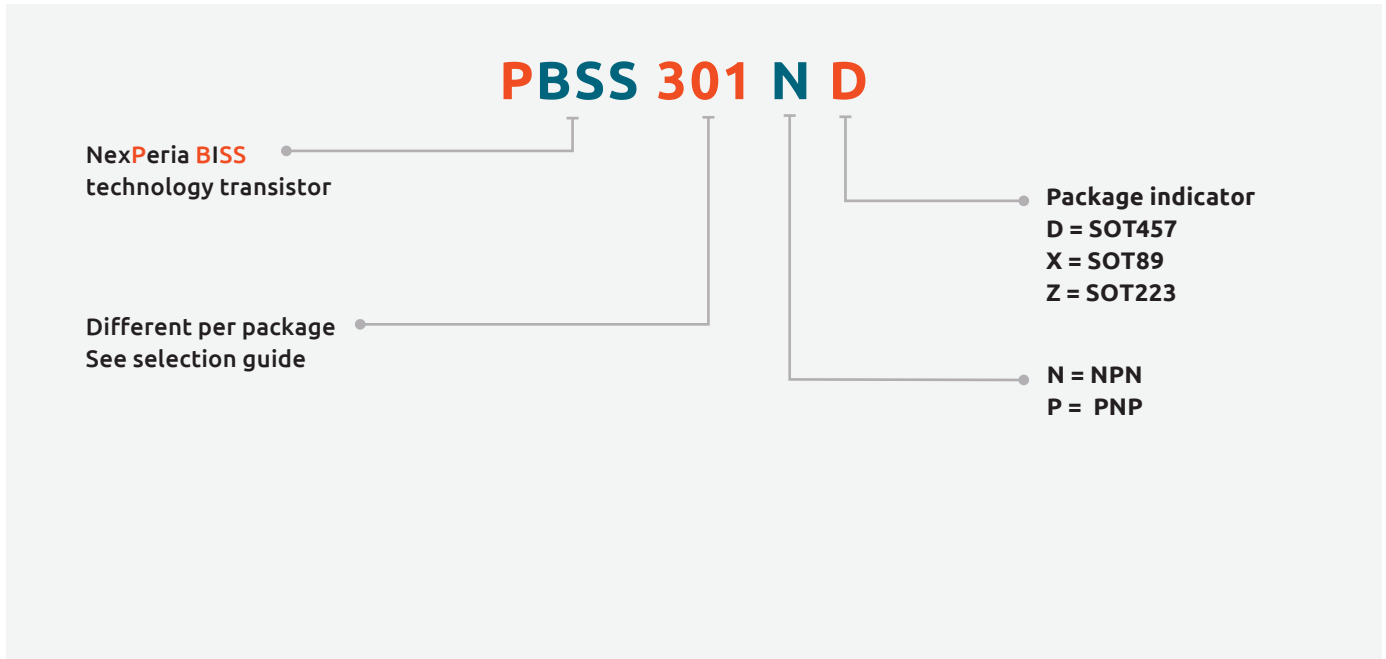
General purpose power transistors



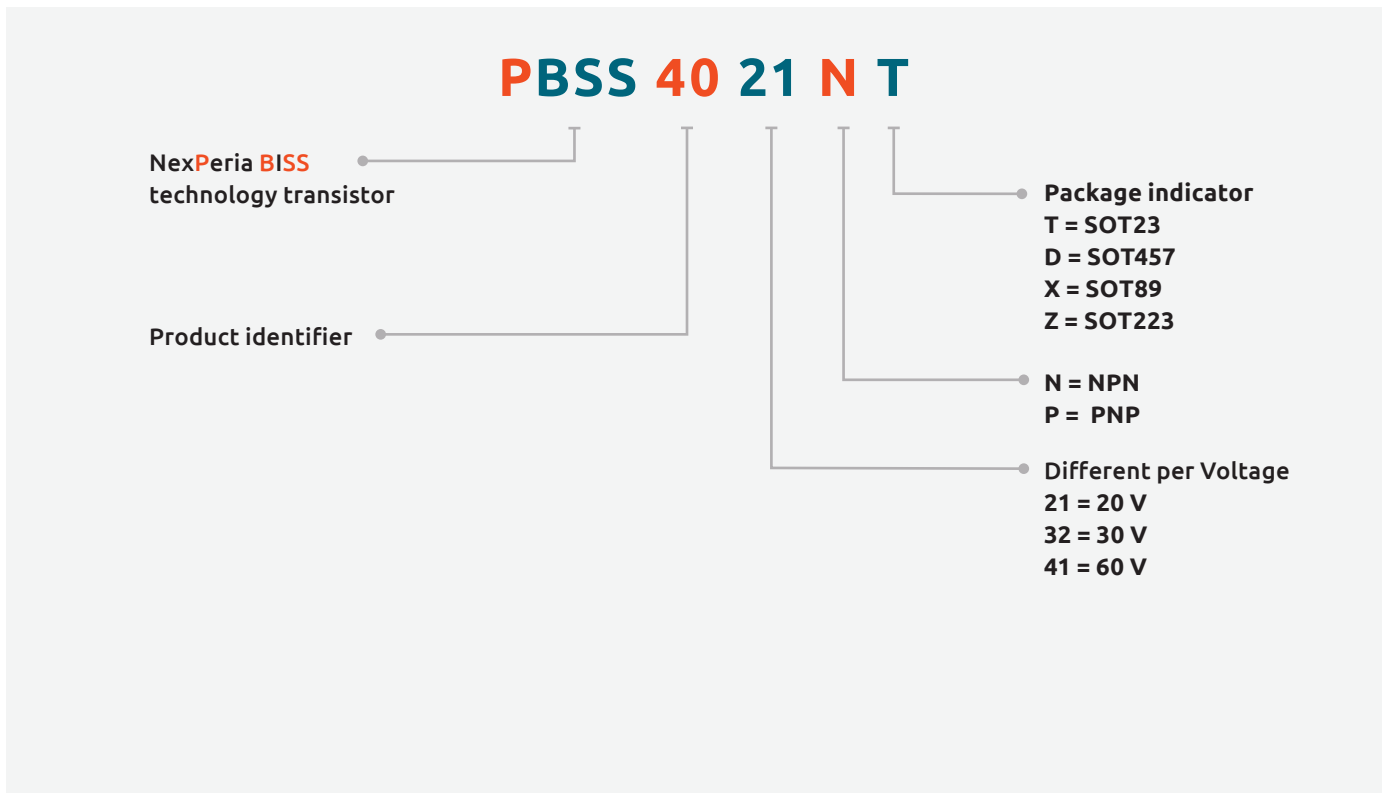
Low VCEsat transistors



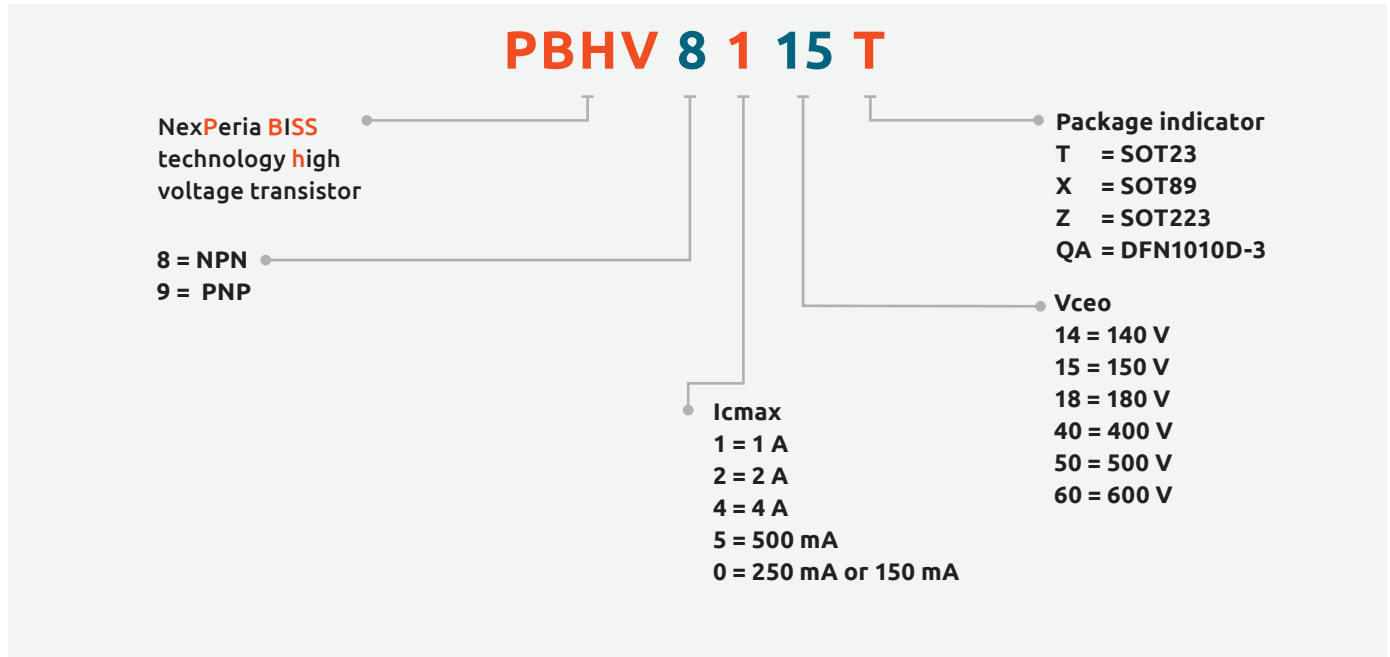
3rd generation Low VCEsat transistors



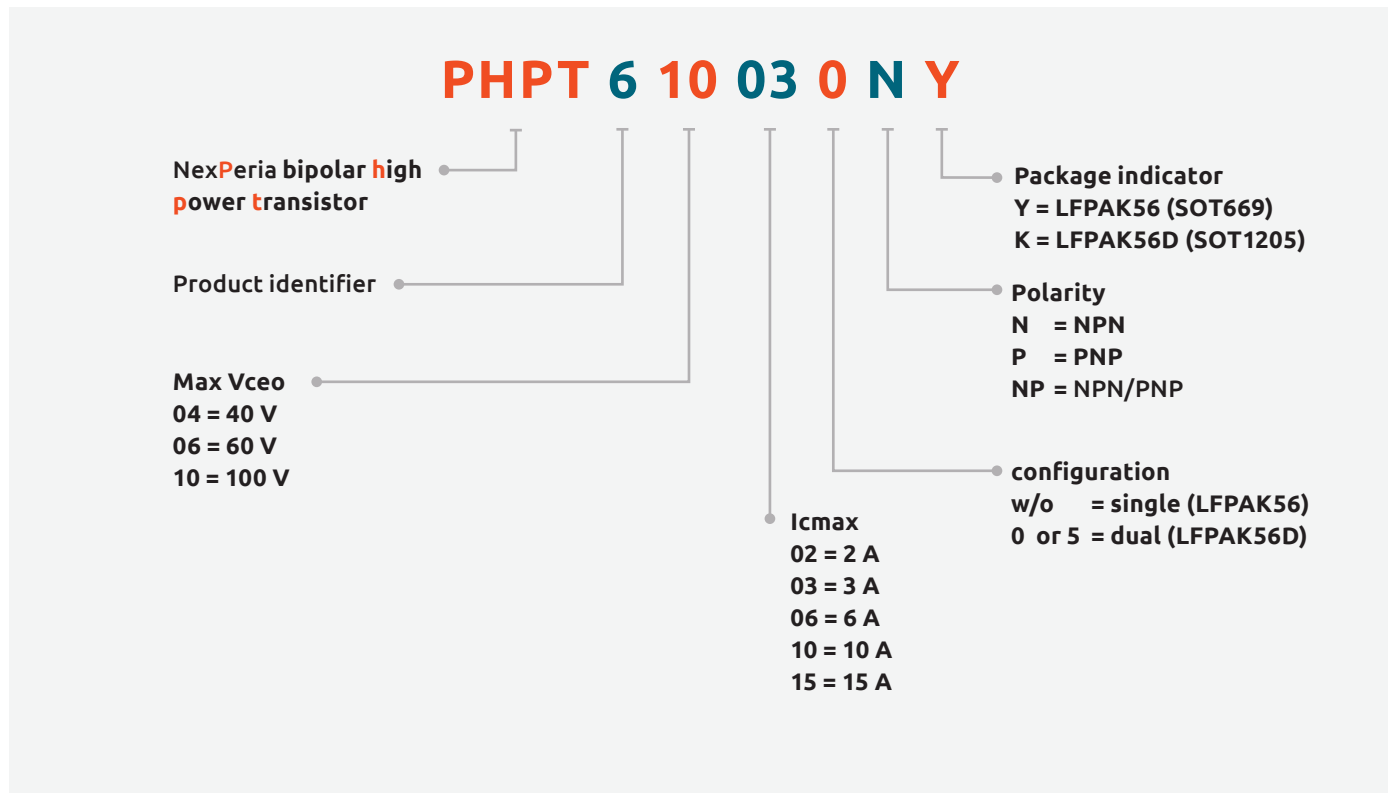
4th generation Low VCEsat transistors



High-voltage Low VCEsat transistors



Transistors in a LFPAK SMD package





Zener diodes	44
General purpose Zener diodes	44
Zener diodes specifications	45
Switching diodes	46
General purpose, high speed switching diodes $\leq 90V$	46
General purpose, high speed switching diodes 100V (Leaded SMD)	47
General purpose, high speed switching diodes 100V (Leadless DFN)	47
General purpose, switching diodes $\geq 100V$	48
High performance switching diodes (175°C capable & superior power dissipation)	48
Controlled avalanche switching diodes	49
Low leakage current switching diodes	49
Recovery rectifiers	50
Recovery rectifiers	50
Nomenclature recovery rectifiers automotive grade types	50
Power SiGe rectifiers	51
Power SiGe rectifiers in clip-bond packages	51
Schottky diodes and rectifiers	52
General purpose Schottky diodes $\leq 250\text{ mA}$	52
Low capacitance Schottky diodes	53
Schottky rectifiers - leadless DSN / DFN packages	54
Power Schottky rectifiers - clip-bond packages	56
Power Schottky rectifiers - clip-bond packages	57
Schottky rectifiers - leaded packages	57
Schottky rectifiers - leaded packages	58
Dual Schottky rectifiers - leaded / leadless DFN packages	58
Nomenclatures	59

General purpose Zener diodes

Types in **bold** represent new products

I_F max (mA)	P_{ZSM} (W)	V_Z nom (V)	V_Z tolerance	Note	Configuration	Series	Package	Automotive-qualified	Size (mm)	P_{tot} (mW)
500	-	3.3~24	C	Europe	Single	1N47xxA series	SOD66 (DO-41)	No	4.8 x 2.6 x 0.81	1000
	60	3.6~75				BZV85 series				
250	-	2.1~36	About 2%	Special	Single	NZX series	SOD27 (DO-35)	No	4.25 x 1.85 x 0.56	400
	40	2.4~75	B, C	Europe		BZX79 series				
400	40	2.4~75	C	Europe	Single	BZV90 series	SOT223 (SC-73)	Yes	6.5 x 3.5 x 1.65	1500
250	40	2.4~75	C	Europe	Single	BZV49 series	SOT89 (SC-62)	Yes	4.5 x 2.5 x 1.5	1000
250	40	2.4~75	B, C	Europe	Single	BZV55 series	SOD80C (MiniMelf)	No	3.5 x 1.5 x 1.5	400
200	40	2.4~75	B, C	Europe	Dual c.a.	BZB84 series	SOT23	Yes	2.9 x 1.3 x 1.0	250
			A, B, C		Single	BZX84 series				
250	30	5~6.8	0.2 V	Ave	Single	PLVA600A series				
250	40	2.4~75	B, C	Europe	Single	BZT52 series	SOD123	Yes	2.7 x 1.6 x 1.2	550
200		2.4~36	B	Japan		PDZ-GW series				
250	-	3.0~30	About 2.5%	Special	Single	NZH series	SOD123F	Yes	2.6 x 1.6 x 1.1	830
	40	2.4~75	B, C	Europe		BZT52H series				
200	40	10	B2	Japan	Dual isolated	PZU10DB2 series	SOT353 (SC-88A)	Yes	2.0 x 1.25 x 0.95	300
200	40	2.4~15	C	Europe	Dual c.a.	BZB784 series	SOT323 (SC-70)	Yes	2.0 x 1.25 x 0.95	350
200	40	2.4~75	B, C	Europe	Single	BZX84W series				
200	30	100	C	Europe	Back-to-back	BZB100A	SOD323 (SC-76)	Yes	1.7 x 1.25 x 0.95	300
	40	2.4~36	B2	Japan	Single	PDZ-B series				
250	40	2.4~75	B, C	Europe		Single	BZX384 series			
200	40	2.4~36	B, B1, B2, B3	Japan		PZUxBA series				
200	60	100	C	Europe		BZX100A	SOD323F (SC-90)	Yes	1.7 x 1.25 x 0.7	550
200	40	2.4~36	B, B1, B2, B3	Japan	Single	PZUxB series				
250	40	2.4~75	B, C	Europe		BZX84J series				
200	40	2.4~75	B, C	Europe	Single	BZX585 series	SOD523 (SC-79)	Yes	1.2 x 0.8 x 0.6	300
200	40	2.4~75	B, C	Europe	Single	BZX884 series	DFN1006-2 (SOD882)	Yes	1.0 x 0.6 x 0.48	250
		2.4~36	B, B2	Japan		PZUxBL series				
200	40	2.4~75	B, C	Europe	Single	BZX884S series	DFN1006BD-2 (SOD882BD)	Yes	1.0 x 0.6 x 0.47	250
250	40	2.4~30	B	Europe	Single	TDZxJ series	SOD323F	Yes	1.7 x 1.25 x 0.7	500

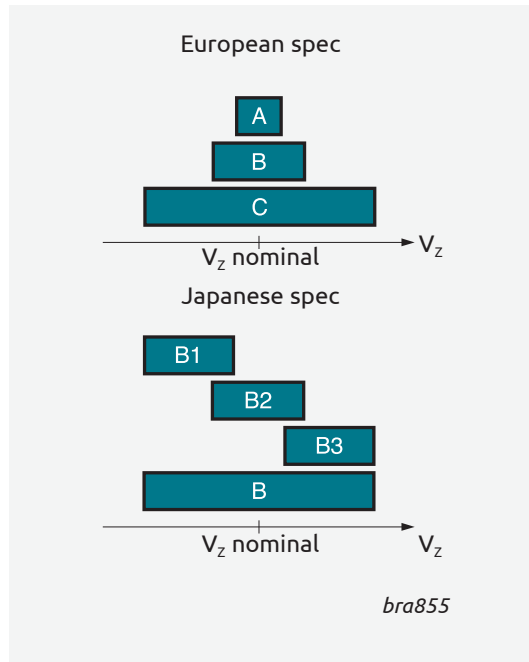
Notes:

Japan: B selection: app. 5% V_Z tolerance, B1, B2, B3 selections: app. 2% V_Z tolerance in sequential intervals
 Europe: A selection: app. 1% V_Z tolerance, B selection: app. 2% V_Z tolerance, C selection: app. 5% V_Z tolerance;
 the selections are in overlapping intervals

Ave: low-voltage avalanche regulator diodes
 Dual c.a.: dual common anode

Zener diodes specifications

Differences in Zener specifications



Japanese spec (PZU, PDZ)

y =	B-series	B1-series	B2-series	B3-series
	± 5%	± 2%	± 2%	± 2%
	V_z (V)	V_z (V)	V_z (V)	V_z (V)
PZU2.4y	2.3 - 2.6	-	-	-
PZU2.7y	2.5 - 2.9	2.5 - 2.75	2.65 - 2.9	-
PZU3.0y	2.8 - 3.2	2.8 - 3.05	2.95 - 3.2	-
PZU3.3y	3.1 - 3.5	3.1 - 3.35	3.25 - 3.5	-
PZU3.6y	3.4 - 3.8	3.4 - 3.65	3.55 - 3.8	-
PZU3.9y	3.7 - 4.1	3.7 - 3.97	3.87 - 4.1	-
PZU4.3y	4.01 - 4.48	4.01 - 4.21	4.15 - 4.34	4.28 - 4.48
PZU4.7y	4.42 - 4.9	4.42 - 4.61	4.55 - 4.75	4.69 - 4.9
PZU5.1y	4.84 - 5.37	4.84 - 5.04	4.98 - 5.2	5.14 - 5.37
PZU5.6y	5.31 - 5.92	5.31 - 5.55	5.49 - 5.73	5.67 - 5.92
PZU6.2y	5.86 - 6.53	5.86 - 6.12	6.06 - 6.33	6.26 - 6.53
PZU6.8y	6.47 - 7.14	6.47 - 6.73	6.65 - 6.93	6.86 - 7.14
PZU7.5y	7.06 - 7.84	7.06 - 7.36	7.28 - 7.6	7.52 - 7.84
PZU8.2y	7.76 - 8.64	7.76 - 8.1	8.02 - 8.36	8.28 - 8.64
PZU9.1y	8.56 - 9.55	8.56 - 8.93	8.85 - 9.23	9.15 - 9.55
PZU10y	9.45 - 10.55	9.45 - 9.87	9.77 - 10.21	10.11 - 10.55
PZU11y	10.44 - 11.56	10.44 - 10.88	10.76 - 11.22	11.1 - 11.56
PZU12y	11.42 - 12.6	11.42 - 11.9	11.74 - 12.24	12.08 - 12.6
PZU13y	12.47 - 13.96	12.47 - 13.03	12.91 - 13.49	13.37 - 13.96
PZU14y	-	-	13.7 - 14.3	-
PZU15y	13.84 - 15.52	13.84 - 14.46	14.34 - 14.98	14.85 - 15.52
PZU16y	15.37 - 17.09	15.37 - 16.01	15.85 - 16.51	16.35 - 17.09
PZU18y	16.94 - 19.03	16.94 - 17.7	17.56 - 18.35	18.21 - 19.03
PZU20y	18.86 - 21.08	18.86 - 19.7	19.52 - 20.39	20.21 - 21.08
PZU22y	20.88 - 23.17	20.88 - 21.77	21.54 - 22.47	22.23 - 23.17
PZU24y	22.93 - 25.57	22.93 - 23.96	23.72 - 24.78	24.54 - 25.57
PZU27y	25.1 - 28.9	-	-	-
PZU30y	28 - 32	-	-	-
PZU33y	31 - 35	-	-	-
PZU36y	34 - 38	-	-	-

Diodes

European spec (BZV, BZX, BZB, 1N47)




















y =	C-series	B-series	A-series
	±5%	±2%	±1%
	V_z (V)	V_z (V)	V_z (V)
BZX84-y2V4	2.2 - 2.6	2.35 - 2.45	2.37 - 2.43
BZX84-y2V7	2.5 - 2.9	2.65 - 2.75	2.67 - 2.73
BZX84-y3V0	2.8 - 3.2	2.94 - 3.06	2.97 - 3.03
BZX84-y3V3	3.1 - 3.5	3.23 - 3.37	3.26 - 3.34
BZX84-y3V6	3.4 - 3.8	3.53 - 3.67	3.56 - 3.64
BZX84-y3V9	3.7 - 4.1	3.82 - 3.98	3.86 - 3.94
BZX84-y4V3	4 - 4.6	4.21 - 4.39	4.25 - 4.35
BZX84-y4V7	4.4 - 5	4.61 - 4.79	4.65 - 4.75
BZX84-y5V1	4.8 - 5.4	5 - 5.2	5.04 - 5.16
BZX84-y5V6	5.2 - 6	5.49 - 5.71	5.54 - 5.66
BZX84-y6V2	5.8 - 6.6	6.08 - 6.32	6.13 - 6.27
BZX84-y6V8	6.4 - 7.2	6.66 - 6.94	6.73 - 6.87
BZX84-y7V5	7 - 7.9	7.35 - 7.65	7.42 - 7.58
BZX84-y8V2	7.7 - 8.7	8.04 - 8.36	8.11 - 8.29
BZX84-y9V1	8.5 - 9.6	8.92 - 9.28	9 - 9.2
BZX84-y10	9.4 - 10.6	9.8 - 10.2	9.9 - 10.1
BZX84-y11	10.4 - 11.6	10.8 - 11.2	10.8 - 11.11
BZX84-y12	11.4 - 12.7	11.8 - 12.2	11.88 - 12.12
BZX84-y13	12.4 - 14.1	12.7 - 13.3	12.87 - 13.13
BZX84-y15	13.8 - 15.6	14.7 - 15.3	14.85 - 15.15
BZX84-y16	15.3 - 17.1	15.7 - 16.3	15.84 - 16.16
BZX84-y18	16.8 - 19.1	17.6 - 18.4	17.82 - 18.18
BZX84-y20	18.8 - 21.2	19.6 - 20.4	19.8 - 20.2
BZX84-y22	20.8 - 23.3	21.6 - 22.4	21.78 - 22.22
BZX84-y24	22.8 - 25.6	23.5 - 24.5	23.76 - 24.24
BZX84-y27	25.1 - 28.9	26.5 - 27.5	26.73 - 27.27
BZX84-y30	28 - 32	29.4 - 30.6	29.70 - 30.30
BZX84-y33	31 - 35	32.3 - 33.7	32.67 - 33.33
BZX84-y36	34 - 38	35.3 - 36.7	35.64 - 36.36
BZX84-y39	37 - 41	38.2 - 39.8	38.61 - 39.39
BZX84-y43	40 - 46	42.1 - 43.9	42.57 - 43.43
BZX84-y47	44 - 50	46.1 - 47.9	-
BZX84-y51	48 - 54	50 - 52	50.49 - 51.51
BZX84-y56	52 - 60	54.9 - 57.1	-
BZX84-y62	58 - 66	60.8 - 63.2	-
BZX84-y68	64 - 72	66.6 - 69.4	-
BZX84-y75	70 - 79	73.5 - 76.5	74.25 - 75.75

NZX-series in SOD27

	V_z (V)		V_z (V)		V_z (V)
NZX2V1B	2.0 - 2.2	NZX6V2D	6.1 - 6.4	NZX14C	13.8 - 14.3
NZX2V4A	2.3 - 2.5	NZX6V2E	6.3 - 6.6	NZX15A	14.1 - 14.7
NZX2V4B	2.4 - 2.6	NZX6V8A	6.4 - 6.7	NZX15B	14.5 - 15.1
NZX2V7A	2.5 - 2.7	NZX6V8B	6.6 - 6.9	NZX15C	14.9 - 15.5
NZX2V7B	2.6 - 2.8	NZX6V8C	6.7 - 7	NZX15X	14.35 - 15.09
NZX2V7C	2.7 - 2.9	NZX6V8D	6.9 - 7.2	NZX16A	15.3 - 15.9
NZX3V0A	2.8 - 3	NZX7V5A	7 - 7.3	NZX16B	15.7 - 16.5
NZX3V0B	2.9 - 3.1	NZX7V5B	7.2 - 7.6	NZX16C	16.3 - 17.1
NZX3V0C	3 - 3.2	NZX7V5C	7.3 - 7.7	NZX18A	16.9 - 17.7
NZX3V3A	3.1 - 3.3	NZX7V5D	7.5 - 7.9	NZX18B	17.5 - 18.3
NZX3V3B	3.2 - 3.4	NZX7V5X	7.07 - 7.45	NZX18C	18.1 - 19
NZX3V3C	3.3 - 3.5	NZX8V2A	7.7 - 8.1	NZX20A	18.8 - 19.7
NZX3V6A	3.4 - 3.6	NZX8V2B	7.9 - 8.3	NZX20B	19.5 - 20.4
NZX3V6B	3.5 - 3.7	NZX8V2C	8.1 - 8.5	NZX20C	20.2 - 21.2
NZX3V6C	3.6 - 3.8	NZX8V2D	8.3 - 8.7	NZX22A	20.9 - 21.9
NZX3V9A	3.7 - 3.9	NZX9V1A	8.5 - 8.9	NZX22B	21.6 - 22.6
NZX3V9B	3.8 - 4	NZX9V1B	8.7 - 9.1	NZX22C	22.3 - 23.3
NZX3V9C	3.9 - 4.1	NZX9V1C	8.9 - 9.3	NZX24A	22.9 - 24
NZX4V3A	4 - 4.2	NZX9V1D	9.1 - 9.5	NZX24B	23.6 - 24.7
NZX4V3B	4.1 - 4.3	NZX9V1E	9.3 - 9.7	NZX24C	24.3 - 25.5
NZX4V3C	4.2 - 4.4	NZX10A	9.5 - 9.9	NZX24X	22.61 - 23.77
NZX4V3D	4.3 - 4.5	NZX10B	9.7 - 10.1	NZX27A	25.2 - 26.6
NZX4V7A	4.4 - 4.6	NZX10C	9.9 - 10.3	NZX27B	26.2 - 27.6
NZX4V7B	4.5 - 4.7	NZX10D	10.2 - 10.6	NZX27C	27.2 - 28.6
NZX4V7C	4.6 - 4.8	NZX11A	10.4 - 10.8	NZX27X	26.99 - 28.39
NZX4V7D	4.7 - 4.9	NZX11B	10.7 - 11.1	NZX30A	28.2 - 29.6
NZX5V1A	4.8 - 5	NZX11C	10.9 - 11.3	NZX30B	29.2 - 30.6
NZX5V1B	4.9 - 5.1	NZX11D	11.1 - 11.6	NZX30C	30.2 - 31.6
NZX5V1C	5 - 5.2	NZX12A	11.4 - 11.9	NZX30X	29.02 - 30.51
NZX5V1D	5.1 - 5.3	NZX12B	11.6 - 12.1	NZX33A	31.2 - 32.6
NZX5V6A	5.2 - 5.5	NZX12C	11.9 - 12.4	NZX33B	32.2 - 33.6
NZX5V6B	5.3 - 5.6	NZX12D	12.2 - 12.7	NZX33C	33.2 - 34.5
NZX5V6C	5.4 - 5.7	NZX12X	11.44 - 12.03	NZX36A	34.2 - 35.7
NZX5V6D	5.5 - 5.8	NZX13A	12.4 - 12.9	NZX36B	35.3 - 36.8
NZX5V6E	5.6 - 5.9	NZX13B	12.6 - 13.1	NZX36C	36.4 - 38
NZX6V2A	5.7 - 6	NZX13C	12.9 - 13.4	NZX36X	35.36 - 37.19
NZX6V2B	5.8 - 6.1	NZX14A	13.2 - 13.7		
NZX6V2C	6 - 6.3	NZX14B	13.5 - 14		

Switching diodes

General purpose, high speed switching diodes <= 90V

V_R max (V)	V_F max (V)	I_F (mA)	I_R max (mA)	V_R (V)	t_{rr} max (ns)	Package	Automotive-qualified							
							SOD80C (MiniMelf)	SOT23	SOT143B	SOT323 (SC-70)	SOT363 (SC-88)	DFN1412-6 (SOT1268)	DFN1010D-3 (SOT1215)	DFN1006-3 (SOT883)
														
							Size (mm)	3.5 x 1.5 x 1.5	2.9 x 1.3 x 1.0	2.9 x 1.3 x 1.0	2.0 x 1.25 x 0.95	2.0 x 1.25 x 0.95	1.4 x 1.2 x 0.5	1.1 x 1.0 x 0.37
P_{tot} (mW)	400	250	250	200	350	480	325	250						
50	1	50	100	50	4			BAL74						
								BAV74						
70	1	50	1000	70	4			BAL99						
75	1	50	1000	75	4				BAS28					
		100	5000	75	4		BAS32L							
80	1	50	500	80	4					1PS300				
										1PS301				
										1PS302				
90	1	50	500	80	4			BAW56		BAW56W		BAW56QA	BAW56M	
										BAW56S	BAW56SRA			
										BAW756S				

General purpose, high speed switching diodes 100V (Leaded SMD)

V_R max (V)	V_F max (V)	I_F (mA)	I_R max (mA)	V_R (V)	t_{rr} max (ns)	Automotive-qualified								
						Package	SOT23	SOD123	SOD123F	SOT323 (SC-70)	SOT363 (SC-88)	SOD323 (SC-76)	SOD323F (SC-90)	SOD523 (SC-79)
100	1	50	500	80	4	Size (mm)	2.9 x 1.3 x 1.0	2.7 x 1.6 x 1.2	2.6 x 1.6 x 1.1	2.0 x 1.25 x 0.95	2.0 x 1.25 x 0.95	1.7 x 1.25 x 0.95	1.7 x 1.25 x 0.7	1.2 x 0.8 x 0.6
						P_{tot} (mW)	250	380	375	200	300	300	300	250
								BAS16GW	BAS16H			BAS316	BAS16J	BAS516
							BAS16			BAS16W				
											BAS16VY			
							BAV70			BAV70W				
											BAV70S			
							BAV99			BAV99W				
											BAV99S			

General purpose, high speed switching diodes 100V (Leadless DFN)
































Types in **bold** represent new products

V_R max (V)	V_F max (V)	I_F (mA)	I_R max (mA)	V_R (V)	t_{rr} max (ns)	Automotive-qualified								
						Package	DFN1412-6 (SOT1268)	DFN1010D-3 (SOT1215)	DFN1006-2 (SOD882)	DFN1006-3 (SOT883)	DFN1006D-2 (SOD882D)	DFN1006BD-2 (SOD882BD)	DFN1110D-3 (SOT8015)	DFN1412D-3 (SOT8009)
100	1	50	500	80	4	Size (mm)	1.4 x 1.2 x 0.5	1.1 x 1.0 x 0.37	1.0 x 0.6 x 0.48	1.0 x 0.6 x 0.48	1.0 x 0.6 x 0.37	1.0 x 0.6 x 0.48	1.1 x 1.0 x 0.47	1.4 x 1.2 x 0.47
						P_{tot} (mW)	480	325	250	250	250	250		
									BAS16L		BAS16LD	BAS16LS		
								BAS16QA					BAS16QB	BAS16QC
								BAV70QA		BAV70M				
							BAV70SRA							
								BAV99QA						

Switching diodes



General purpose, switching diodes >= 100V

Types in **bold** represent new products

							Automotive-qualified																			
V_R max (V)	V_F max (V)	@ I_F (mA)	I_R max (nA)	@ V_R (V)	t_{rr} max (ns)	Package	SOD80C (MiniMelf)	SOT457 (SC-74)	SOT23	SOT143B	SOD123	SOD123F	SOT323 (SC-70)	SOT353 (SC-88A)	SOT363 (SC-88)	SOD323 (SC-76)	SOD323F (SC-90)	SOD523 (SC-79)	DFN1006D-2 (SOD882(D))	DFN1010D-3 (SOT1215)						
																										
							Size (mm)	3.5 x 1.5 x 1.5	2.9 x 1.5 x 1.0	2.9 x 1.3 x 1.0	2.9 x 1.3 x 1.0	2.7 x 1.6 x 1.2	2.6 x 1.6 x 1.1	2.0 x 1.25 x 0.95	2.0 x 1.25 x 0.95	2.0 x 1.25 x 0.95	1.7 x 1.25 x 0.95	1.7 x 1.25 x 0.7	1.2 x 0.8 x 0.6	1.0 x 0.6 x 0.48 (1.0 x 0.6 x 0.37)	1.1 x 1.0 x 0.37					
							P_{tot} (mW)	400	250	250	250	380	375	200	255	300	300	300	250	250	250	325				
100	1	100	100	100	50				BAS19																	
150	1	100	100	150	50		BAV102																			
									BAS20																	
200	1	100	100	200	50		BAV103				BAS21GW	BAS21H				BAS321	BAS321J	BAS521B	BAS21LL (LD)	BAV21QA						
									BAS21			BAS21W														
										BAS23																
																	BAS21PG									
											BAS23A					BAS21AW										
											BAS23C														BAV23QA	
											BAS23S						BAS21SW									
											BA-S21AVD															
											BAS21VD															
						300	1.1	100	150	250	50												BAS21J	BAS521		
			BAS101																							
			BAS101S																							
				BAS101																						
																			BAS101S							

High performance switching diodes (175°C capable & superior power dissipation)


















Types in **bold** represent new products

							Automotive-qualified	
V_R max (V)	V_F max (V)	@ I_F (mA)	I_R max (nA)	@ V_R (V)	t_{rr} max (ns)	Package	SOT23	
								
						Size (mm)	2.9 x 1.3 x 1.0	
						P_{tot} (mW)	300	
100	1	50	500	80	4		BAS16TH	
200	1	100	100	200	50		BAS21TH	

Controlled avalanche switching diodes

V_R max (V)	V_F max (V)	@ I_F (mA)	I_R max (nA) @ V_R max	I_{FSM} max (A)	I_{FRM} max (mA)	C_j max (pF)	t_{rr} max (ns)	Package	Automotive-qualified	
									SOT23	SOT143B
										
									Size (mm)	2.9 x 1.3 x 1.0
P_{tot} (mW)	250	250								
60	1	200	100	9	600	2.5	6			BAS56
90	1	200	100	10	600	35	50		BAS29	
									BAS31	
									BAS35	




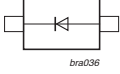
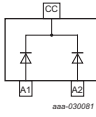
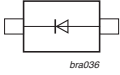
Low leakage current switching diodes

V_R max (V)	V_F max (V)	@ I_F (mA)	I_R max (nA) @ V_R max	t_{rr} max (μ s)	Package	Automotive-qualified										
						SOD80C (MiniMelf)	SOD68 (DO-34)	SOT23	SOD123	SOD123F	SOT323 (SC-70)	SOD323 (SC-76)	SOD523 (SC-79)	DFN1010D-3 (SOT1215)	DFN1006-3 (SOT883)	DFN1006-2 (SOD882)
																
						Size (mm)	3.5 x 1.5 x 1.5	3.04 x 1.6 x 0.55	2.9 x 1.3 x 1.0	2.7 x 1.6 x 1.2	2.6 x 1.6 x 1.1	2.0 x 1.25 x 0.95	1.7 x 1.25 x 0.95	1.2 x 0.8 x 0.6	1.1 x 1.0 x 0.37	1.0 x 0.6 x 0.48
P_{tot} (mW)	400	300	250	380	375	250	250	250	305	250	250					
75	1	10	5	3					BAS116GW	BAS116H		BAS416	BAS716			BAS116L
							BAS116						BAS116QA			
							BAV199			BAV199W						
							BAW156									
125	1	100	1	1.5 typ		BAS45AL	BAS45A									
																

Recovery rectifiers

Recovery rectifiers

Types in **bold** represent new products

V_r max (V)	V_r max (V)	$(@) I_F$ (A)	I_R max (μ A)	$(@) V_R$ (V)	t_{rr} max (ns)	Package	Automotive-qualified		
							CFP5 (SOD128)	CFP3 (SOD123W)	CFP15B (SOT1289B)
									
							Size (mm)		
						P_{tot} (mW) @ 1cm ²	1050	950	2150
200	0.93	1	0.2	200	25			PNE20010ER	
	0.98	2	0.2	200	25			PNE20020ER	
	0.95	2	1	200	25		PNE20020EP		
	0.98	3	1	200	30		PNE20030EP		
	0.94	2x3	1	200	30				PNE20060CPE
	0.95	2x4	1	200	30				PNE20080CPE
	0.95	2x5	1	200	30				PNE200100CPE
400	1.1	1	1	400	1800			PNS40010ER	

Nomenclature recovery rectifiers automotive grade types

PNE 200 10 E R

Recovery time indicator:

- PNE** - hyperfast recovery time
- PNU - ultrafast recovery time
- PNS - standard recovery time

Max. reverse voltage:

- 200** = 200 V
- 400 = 400 V
- 600 = 600 V

Cont. Forward current:

- 10** = 1.0 A
- 20 = 2.0 A
- 50 = 5.0 A
- 100 = 10.0 A

Package indicator:

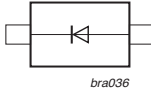


- R** = CFP3 (SOD123W)
- P = CFP5 (SOD128)
- PE = CFP15B (SOT1289B)

configuration:

- E** = single
- C = dual common cathode






Power SiGe rectifiers in clip-bond packages

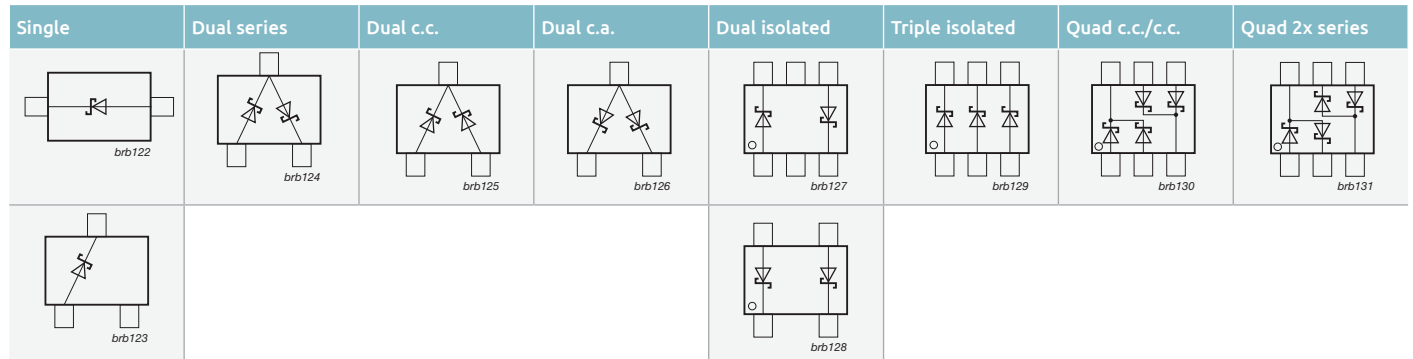
Types in **bold** represent new products








V_R max (V)	I_F max (A)	V_F max (mV) @ I_F max	I_R max (μA) @ V_R max	Package 	Automotive-qualified	
					CFP5 (SOD128) 	CFP3 (SOD123W) 
					Size (mm)	
					P_{tot} (mW) @ 1 cm ²	
120	1	840	0.03			
	2					
	3					
150	1	850	0.03			PMEG120G10ELR
	2				PMEG120G20ELP	PMEG120G20ELR
	3				PMEG120G30ELP	
200	1	880	0.03			PMEG150G10ELR
	2				PMEG150G20ELP	PMEG150G20ELR
	3				PMEG150G30ELP	
					PMEG200G10ELR	
					PMEG200G20ELP	PMEG200G20ELR
					PMEG200G30ELP	

Diodes







General purpose Schottky diodes <= 250 mA

I _F max (mA)	V _R max (V)	V _F max (mV)	@ I _F (mA)	I _R max (μA)	@ V _R (V)	Package	SOD80C (MiniMelf)	SOD68 (DO-34)	SOT23	SOT143B	SOD123				
															
							Size (mm)	3.5 x 1.5 x 1.5	3.04 x 1.6 x 0.55	2.9 x 1.3 x 1.0	2.9 x 1.3 x 1.0	2.7 x 1.6 x 1.2			
P _{tot} (mW)	300	500	250	250	357										
70	70	750	10	0.1	50	Single			BAS70						
						Dual series			BAS70-04						
						Dual c.c.			BAS70-05						
						Dual c.a.			BAS70-06						
						Dual isolated				BAS70-07					
						Triple isolated									
120	40	370	1	0.5	30	Single									
						Single			BAS40						
						Dual series			BAS40-04						
						Dual c.c.			BAS40-05						
						Dual c.a.			BAS40-06						
						Dual isolated				BAS40-07					
200	30	300	10	30	10	Single									
						Single			BAT754						
						Dual series			BAT754S						
		340	10	2	25	Dual c.c.			BAT754C						
						Dual c.a.			BAT754A						
						Triple isolated									
	40	10	2	2	25	Single	BAS85	BAT85	BAT54		BAT54GW				
						Dual series			BAT54S						
						Dual c.c.			BAT54C						
						Dual c.a.			BAT54A						
						Dual isolated				BAT74					
						Triple isolated									
40	10	0.5	25	25	Quad c.c./c.c.										
					Quad 2x series										
					500	200	30	10	Single						
					600	200	1	10	Single						
					50	450	10	15	30	Single			BAT721		
										Dual series			BAT721S		
Dual c.c.			BAT721C												
Dual c.a.			BAT721A												
100	850	250	5	40	75	Single	BAS86	BAT86							
						Single					BAT46GW				






Automotive-qualified							
SOD123F	SOT323 (SC-70)	SOT363 (SC-88)	SOD323F (SC-90)	SOD323 (SC-76)	SOD523 (SC-79)	DFN1006-2 (SOD882)/ DFN1006-3 (SOT883)	
							
2.6 x 1.6 x 1.1	2.0 x 1.25 x 0.95	2.0 x 1.25 x 0.95	1.7 x 1.25 x 0.7	1.7 x 1.25 x 0.95	1.2 x 0.8 x 0.6	1.0 x 0.6 x 0.48	
375	250	300	385	400	275	250	
BAS70H	BAS70W BAS70-04W BAS70-05W BAS70-06W	BAS70-07S BAS70XY		1P576SB70	1P579SB70	BAS70L	
BAS40H	BAS40W BAS40-04W BAS40-05W BAS40-06W	1P588SB48 BAS40XY		RB751V40 1P576SB40	RB751S40 1P579SB40	RB751CS40 BAS40L	
BAT54H	BAT54W BAT54SW BAT54CW BAT54AW	BAT754L BAT74S BAT54XY	BAT54J	1P576SB10	1P579SB10	BAT54L BAT54CM	
BAT46WH	BAT854W BAT854SW BAT854CW BAT854AW		BAT46WJ	1P576SB21	RB521S30 RB520S30	RB521CS30L RB520CS30L	
					1P579SB30		








Low capacitance Schottky diodes

						Automotive-qualified						
I _F max (mA)	V _r max (V)	V _F max (mV) @ I _F (mA)	C _j max (pF) @ V _r = 0 V	Package	SOT23	SOT323 (SC-70)	SOT363 (SC-88)	SOD323 (SC-76)	SOD523 (SC-79)	DFN1006-2 (SOD882)		
												
					Size (mm)	2.9 x 1.3 x 1.0	2.0 x 1.25 x 0.95	2.0 x 1.25 x 0.95	1.7 x 1.25 x 0.95	1.2 x 0.8 x 0.6	1.0 x 0.6 x 0.48	
					P _{tot} (mW)	250	250	300	400	500	250	
30	4	450	1	1	Single	BAT17			1P576SB17	1P579SB17		
					Triple isolated							
					Dual series	PMBD353 PMBD354 ¹⁾						
					Single		1P570SB82				1P510SB82	
	15	340	1	1	Triple isolated			1P588SB82				
					Dual series		1P570SB84					
					Dual c.c.		1P570SB85					
					Dual c.a.		1P570SB86					

¹⁾ Diodes have matched capacitance





Schottky rectifiers - leadless DSN / DFN packages

I_F max (A)	V_R max (V)	V_F max (mV) @ I_F max	I_R max (mA) @ V_R max	Package	DSN0603-2 (SOD962)	DSN0603B-2 (SOD962B)	DSN1006-2 (SOD993)		
									
					Size (mm)	0.6 x 0.3 x 0.3	0.6 x 0.3 x 0.2	1.0 x 0.6 x 0.28	
					P_{tot} (mW) @ 1 cm ²	525	525	1.000	
				Optimization					
0.1	30	840	0.0008	Low I_R					
0.2	20	420	0.045	Low V_F	PMEG2002AESF	PMEG2002AESFB			
		490	0.0035	Low I_R	PMEG2002ESF				
	30	470	0.08	Low V_F	PMEG3002AESF				
		480	0.05	low V_F					
		520	0.015	Low I_R					
	40	30	535	0.009	Low I_R	PMEG3002ESF			
			525	0.08	Low V_F	PMEG4002AESF			
		40	600	0.0065	Low I_R	PMEG4002ESF			
			600	0.01	low I_R				
	60	600	0.1	low V_F					
0.5	20	390	0.2	low V_F					
		410	0.3	low V_F					
		440	1.5	low V_F					
		500	0.03	low I_R					
		550	0.045	Low V_F	PMEG2005AESF				
		620	0.0035	Low I_R	PMEG2005ESF				
	30	30	500	0.5	low V_F				
			630	0.08	Low V_F	PMEG3005AESF			
		30	670	0.015	Low I_R				
			720	0.009	Low I_R	PMEG3005ESF			
	40	40	590	0.01	low I_R				
			820	0.08	Low V_F	PMEG4005AESF			
		880	0.0065	Low I_R	PMEG4005ESF				
1	20	375	1.9	low V_F					
		415	0.6	low V_F					
		490	0.2	low V_F					
	30	480	1.25	Low V_F			PMEG3010AESB		
		565	0.045	Low I_R			PMEG3010ESB		
	40	505	0.115	Low V_F			PMEG4010AESB		
		600	0.02	low I_R					
		610	0.04	Low I_R			PMEG4010ESB		
60	625	0.65	Low V_F			PMEG6010AESB			
	730	0.03	Low I_R			PMEG6010ESB			
1.5	20	420	0.9	low V_F					
	40	610	0.03	low I_R					
2	20	420	1.9	low V_F					
		450	0.9	low V_F					
	30	470	2.5	low V_F					
	40	535	0.1	low V_F					
		530	0.2	low V_F					
60	575	0.25	low V_F						

Automotive-qualified							
DSN1006U-2 (SOD995)	DFN2020-3 (SOT1061)	DFN2020D-3 (SOT1061D)	DFN1608D-2 (SOD1608)	DFN1006-2 (SOD882)	DFN1006D-2 (SOD882D)	DFN0603-2 (SOD972E)	
							
1.0 x 0.6 x 0.28	2.0 x 2.0 x 0.62	2.0 x 2.0 x 0.62	1.6 x 0.8 x 0.37	1.0 x 0.6 x 0.48	1.0 x 0.6 x 0.37	0.63 x 0.33 x 0.25	
1.190	960	960	780	565	660	570	
							PMEG3001EEF
				PMEG3002AEL	PMEG3002AELD		PMEG3002EEF
				PMEG4002EL	PMEG4002ELD		
				PMEG6002EL	PMEG6002ELD		
			PMEG2005EPK		PMEG2005BELD		
				PMEG2005AEL	PMEG2005AELD		
				PMEG2005EL	PMEG2005ELD		
				PMEG3005EL	PMEG3005ELD		
							PMEG3005EEF
			PMEG4005EPK				
	PMEG2010EPA	PMEG2010EPAS					
			PMEG2010EPK				
PMEG3010AESA					PMEG2010BELD		
			PMEG4010EPK				
			PMEG2015EPK				
			PMEG4015EPK				
	PMEG2020EPA	PMEG2020EPAS					
			PMEG2020EPK				
	PMEG3020EPA	PMEG3020EPAS					
	PMEG4020EPA	PMEG4020EPAS					
			PMEG4020EPK				
	PMEG6020EPA	PMEG6020EPAS					

Power Schottky rectifiers - clip-bond packages





Types in **bold** represent new products

I _F max (A)	V _R max (V)	V _F max (mV) @ I _F max	I _R max (mA) @ V _R max	Package	Automotive-qualified				
					CFP15 (SOT1289)	CFP15B (SOT1289B)	CFP5 (SOD128)	CFP3 (SOD123W)	
									
					Size (mm)	5.8 x 4.3 x 0.78	5.8 x 4.3 x 0.95	3.8 x 2.5 x 1.0	2.6 x 1.7 x 1.0
					P _{tot} (mW) @ 1 cm ²	2150	2150	1050	950
Optimization									
1	20	340	1	Low V _F				PMEG2010ER	
		450	0.05	Low I _R				PMEG2010BER	
	30	360	1.5	Low V _F			PMEG3010EP	PMEG3010ER	
		450	0.05	Low I _R			PMEG3010BEP	PMEG3010BER	
	40	490	0.05	Low V _F			PMEG4010EP	PMEG4010ER	
				Low V _F			PMEG4010ETP	PMEG4010ETR	
		460	0.022	Low V _F /Low I _R				PMEG40T10ER ¹⁾	
	60	530	0.06	Low V _F			PMEG6010EP	PMEG6010ER	
				Low V _F				PMEG6010ETR	
		590	0.0008	Low V _F /Low I _R			PMEG60T10ELP ¹⁾		
600		0.00065	Low V _F /Low I _R				PMEG60T10ELR ¹⁾		
100	660	0.0003	Low I _R				PMEG6010ELR		
	770	0.00015	Low I _R				PMEG10010ELR		
2	30	360	3	Low V _F			PMEG3020EP		
		420	1.5	Low V _F			PMEG3020CEP	PMEG3020ER	
		450	0.1	Low I _R			PMEG3020BEP		
		520	0.05	Low I _R			PMEG3020DEP	PMEG3020BER	
	40	490	0.1	Low V _F			PMEG4020EP	PMEG4020ER	
				Low V _F			PMEG4020ETP	PMEG4020ETR	
	60	515	0.022	Low V _F /Low I _R			PMEG40T20EP ¹⁾	PMEG40T20ER ¹⁾	
				Low V _F			PMEG6020EP	PMEG6020ER	
		530	0.2	Low V _F			PMEG6020ETP	PMEG6020ETR	
		620	0.0012	Low V _F /Low I _R			PMEG60T20ELP ¹⁾	PMEG60T20ELR ¹⁾	
	100	670	0.0007	Low I _R			PMEG6020AELP	PMEG6020AELR	
				760	0.0003	Low I _R			
		770	0.0003	Low I _R			PMEG10020AELP	PMEG10020AELR	
		830	0.00015	Low I _R				PMEG10020ELR	
3	30	360	5	Low V _F			PMEG3030EP		
		450	0.15	Low I _R	PMEG030V030EPD		PMEG3030BEP		
	40	490	0.2	Low V _F	PMEG040V030EPD				
				Low V _F			PMEG4030EP		
		525	0.028	Low V _F /Low I _R			PMEG40T30EP ¹⁾	PMEG40T30ER ¹⁾	
	45	540	0.1	Low I _R				PMEG4030ER	
				480	0.044	Low V _F /Low I _R	PMEG045T030EPD ¹⁾		
	60	530	0.1	Low V _F	PMEG050V030EPD				
				Low V _F			PMEG6030EVP	PMEG6030EP	
		530	0.2	Low V _F	PMEG060V030EPD			PMEG6030ETP	
		620	0.0018	Low V _F /Low I _R			PMEG060T030ELPE¹⁾	PMEG60T30ELP ¹⁾	
670		0.001	Low I _R				PMEG6030ELP		
100	770	0.00045	Low I _R			PMEG10030ELP			
4.5	60	530	0.4	Low V _F			PMEG6045ETP		
5	30	360	8	Low V _F			PMEG3050EP		
		450	0.25	Low I _R			PMEG3050BEP		
		500	0.15	Low V _F	PMEG030V050EPD				
	40	490	0.3	Low V _F			PMEG4050EP		
				Low V _F			PMEG4050ETP		
		520	0.12	Low V _F	PMEG040V050EPD				
	45	525	0.041	Low V _F /Low I _R				PMEG40T50EP ¹⁾	
				Low V _F	PMEG045V050EPD				
		525	0.044	Low V _F /Low I _R	PMEG045T050EPD ¹⁾				
		560	0.4	Low V _F	PMEG060V050EPD				
60	690	0.0018	Low V _F /Low I _R			PMEG060T050ELPE¹⁾	PMEG60T50ELP ¹⁾		
			Low V _F /Low I _R			PMEG060T060CLPE¹⁾			
2x3	60	620	0.0018	Low V _F /Low I _R					
6	100	840	0.00045	Low I _R	PMEG100V060ELPD				
2x4	60	660	0.0018	Low V _F /Low I _R			PMEG060T080CLPE¹⁾		
8	100	850	0.0005	Low I _R	PMEG100V080ELPD				
2x5	60	690	0.0018	Low V _F /Low I _R			PMEG060T100CLPE¹⁾		

¹⁾ Trench process









Power Schottky rectifiers - clip-bond packages

Types in **bold** represent new products









I_F max (A)	V_R max (V)	V_F max (mV) @ I_F max	I_R max (mA) @ V_R max	Package	Automotive-qualified				
					CFP15 (SOT1289)	CFP15B (SOT1289B)	CFP5 (SOD128)	CFP3 (SOD123W)	
									
					Size (mm)	5.8 x 4.3 x 0.78	5.8 x 4.3 x 0.95	3.8 x 2.5 x 1.0	2.6 x 1.7 x 1.0
					P_{tot} (mW) @ 1 cm ²	2150	2150	1050	950
Optimization									
10	45	490	0.6	Low V_F	PMEG045V100EPD				
		540	0.5	Low V_F	PMEG45A10EPD				
		545	0.08	Low V_F /Low I_R	PMEG045T100EPD ¹⁾				
	60	560	0.7	Low V_F	PMEG060V100EPD				
	100	850	0.0008	Low I_R	PMEG100V100ELPD				
15	45	490	1	Low V_F	PMEG045V150EPD				
		550	0.1	Low V_F /Low I_R	PMEG045T150EPD ¹⁾				
		580		Low V_F /Low I_R	PMEG45T15EPD ¹⁾				
		570	0.098	Low V_F /Low I_R	PMEG045T150EIPD ¹⁾				
	50	500	1	Low V_F	PMEG050V150EPD				
		550	0.1	Low I_R	PMEG050T150EPD ¹⁾				
		570	0.2	Low V_F /Low I_R	PMEG050T150EIPD¹⁾				

¹⁾ Trench process
















Schottky rectifiers - leaded packages

I_F max (A)	V_R max (V)	V_F max (mV) @ I_F max	I_R max (mA) @ V_R max	Package	Automotive-qualified								
					SOT457 (SC-74)	SOT23	SOD123	SOD123F	SOT323 (SC-70)	SOD323F (SC-90)	SOD323 (SC-76)	SOD523 (SC-79)	
													
					Size (mm)	2.9 x 1.5 x 1.0	2.9 x 1.3 x 1.0	2.7 x 1.6 x 1.2	2.6 x 1.6 x 1.1	2.0 x 1.25 x 0.95	1.7 x 1.25 x 0.7	1.7 x 1.25 x 0.95	1.2 x 0.8 x 0.6
					P_{tot} (mW) @ 1 cm ²	540	420	660	830	400	830	570	500
Optimization													
0.2	30	480	0.05	Low V_F						PMEG3002EJ		PMEG3002AEB	
	40	600	0.01	Low I_R						PMEG4002EJ		PMEG4002EB	
	60	600	0.1	Low V_F						PMEG6002EJ		PMEG6002EB	
0.5	20	390	0.2	Low V_F		PMEG2005ET	PMEG2005EGW	PMEG2005EH		PMEG2005EJ	PMEG2005AEA		
		480	0.03	Low I_R								PMEG2005EB	
	30	430	0.15	Low V_F		PMEG3005ET	PMEG3005EGW	PMEG3005EH		PMEG3005EJ	PMEG3005AEA		
		500	0.5	Low V_F								PMEG3005EB	
	40	470	0.1	Low V_F		PMEG4005ET	PMEG4005EGW	PMEG4005EH		PMEG4005EJ	PMEG4005AEA		
		550	1.1	Low V_F		BAT720			1PS70SB20				
0.75	40	640	0.008	Low I_R						PMEG4005CEJ	PMEG4005CEA		
		740	0.008	Low I_R							BAT165A		

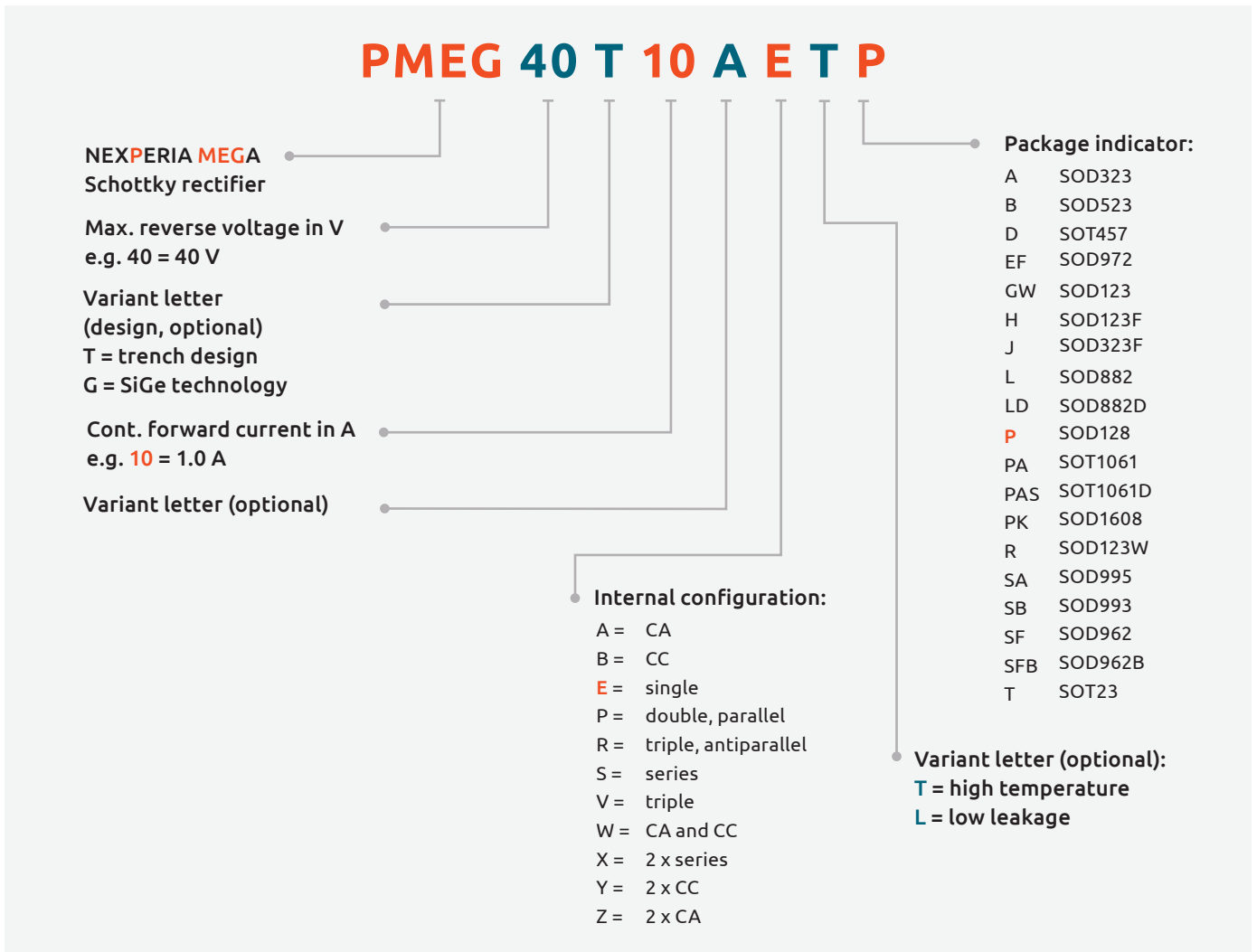
Schottky rectifiers - leaded packages

					Automotive-qualified								
I_F max (A)	V_R max (V)	V_F max (mV) @ I_F max	I_R max (mA) @ V_R max	Package	SOT457 (SC-74)	SOT23	SOD123	SOD123F	SOT323 (SC-70)	SOD323F (SC-90)	SOD323 (SC-76)	SOD523 (SC-79)	
													
					Size (mm)	2.9 x 1.5 x 1.0	2.9 x 1.3 x 1.0	2.7 x 1.6 x 1.2	2.6 x 1.6 x 1.1	2.0 x 1.25 x 0.95	1.7 x 1.25 x 0.7	1.7 x 1.25 x 0.95	1.2 x 0.8 x 0.6
					P_{tot} (mW) @ 1 cm ²	540	420	660	830	400	830	570	500
Optimization													
1	20	430	0.2	Low V_F		PMEG2010AET		PMEG2010AEH					
		500	0.2	Low V_F		PMEG2010ET		PMEG2010EH		PMEG2010EJ	PMEG2010BEA		
		550	0.07	Low I_R						PMEG2010AEJ	PMEG2010EA BAT760		
		620	1.5	Low V_F								PMEG2010AEB	
1	30	450	1	Low V_F	1PS745B23								
		520	0.1	Low I_R				PMEG3010CEH		PMEG3010CEJ			
		560	0.15	Low V_F		PMEG3010ET	PMEG3010EGW	PMEG3010EH		PMEG3010EJ	PMEG3010BEA		
		680	0.5	Low V_F								PMEG3010EB	
	40	570	0.05	Low I_R			PMEG4010CEGW	PMEG4010CEH		PMEG4010CEJ			
		640	0.05	Low V_F		PMEG4010ET	PMEG4010EGW	PMEG4010EH		PMEG4010EJ	PMEG4010BEA		
		840	0.008	Low I_R							PMEG4010CEA		
		660	0.05	Low I_R			PMEG6010CEGW	PMEG6010CEH		PMEG6010CEJ			
1.5	20	660	0.2	Low I_R			PMEG2015EH		PMEG2015EJ	PMEG2015EA			
	30	500	1	Low V_F			PMEG3015EH		PMEG3015EJ				
2	10	460	3	Low V_F			PMEG1020EH		PMEG1020EJ	PMEG1020EA			
	20	525	0.2	Low V_F			PMEG2020EH		PMEG2020EJ	PMEG2020AEA			
	30	620	1	Low V_F		PMEG3020EGW	PMEG3020EH		PMEG3020EJ				
3	10	530	3	Low V_F			PMEG1030EH		PMEG1030EJ				

Dual Schottky rectifiers - leaded / leadless DFN packages

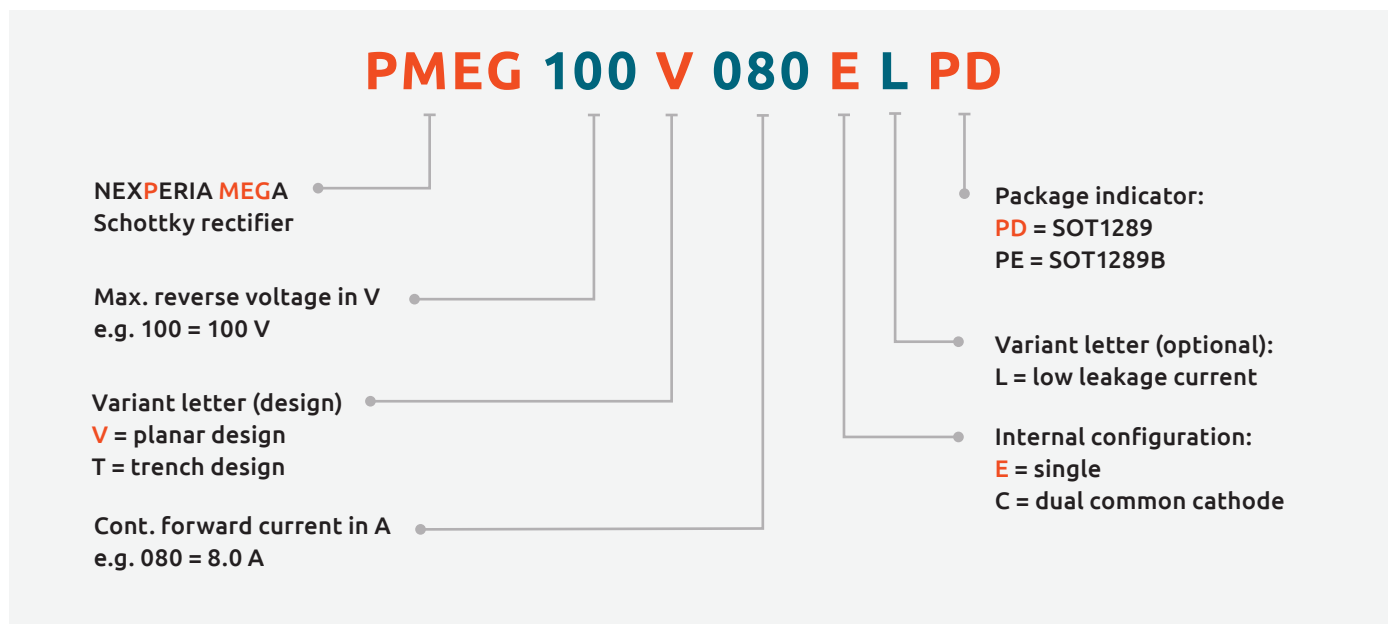
					Automotive-qualified					
I_F max (A)	V_R max (V)	V_F max (mV) @ I_F max	I_R max (mA) @ V_R max	Optimization	Package	SOT223 (SC-73)	SOT23	DFN2020-3 (SOT1061)	DFN2020D-3 (SOT1061D)	
										
						Size (mm)	6.5 x 3.5 x 1.65	2.9 x 1.3 x 1.0	2.0 x 2.0 x 0.62	2.0 x 2.0 x 0.63
						P_{tot} (mW) @ 1 cm ²	1500	400	1000	1000
0.5	20	390	0.2	Low V_F						
	30	430	0.15	Low V_F			PMEG2005CT			
	40	470	0.1	Low V_F			PMEG3005CT			
1.0	25	450	1.0	Low V_F		BAT120S				
				Low V_F		BAT120C				
				Low V_F		BAT120A				
	40	500	0.05	Low V_F				PMEG4010CPA	PMEG4010CPAS	
				Low V_F				PMEG6010CPA	PMEG6010CPAS	
	60	540	0.06	Low V_F		BAT160S				
				Low V_F		BAT160C				
Low V_F					BAT160A					
2.0	20	420	1.0	Low V_F				PMEG2020CPA	PMEG2020CPAS	
	30	440	2.0	Low V_F				PMEG3020CPA	PMEG3020CPAS	

Nomenclature of Schottky and SiGe rectifiers



Diodes

Nomenclature of automotive grade Schottky rectifiers in CFP15/B power packages





ESD protection, TVS, filtering and signal conditioning

Automotive ESD protection and TVS	62
Classic In-Vehicle Networks	62
Automotive Ethernet	62
TrEOS Automotive.....	63
Infotainment / SerDes	63
TVS diodes, 24 W/40 W	64
TVS 400 W	65
TVS 600 W	66
ESD protection	67
Low capacitance ESD protection for high-speed interfaces	67
General purpose ESD protection devices	69
EMI solutions with integrated protection	73
Common mode filters with integrated protection	73
RC low pass filters with integrated protection	73
Transient Voltage Surge Suppressor (TVS).....	74
TVS diodes for mobile applications	74

Classic In-Vehicle Networks

Types in **bold** represent new products

Main Application	number of protected lines, bidirectional	V_{RWM} (V)	ESD rating max (kV) [1]	C_{line} typ (pF)	C_{line} max (pF)	I_{ppm} 8/20µs (A)	V_{CL} 8/20µs @ I_{ppm} (V)	Configuration	Type	Package	Size (mm)		
LIN	1	24	30	14	17	3,5	42		PESD1IVN24-A	SOD323 (SC-76)	1.7 x 1.25 x 0.95		
		15 (diode 1) 24 (diode 2)	30	13	17	3 (diode 1) 5 (diode 2)	70 (diode 1) 44 (diode 2)		PESD1LIN				
		27	30	14	17	3	45		PESD1IVN27-A				
			30	14	17	3	45		PESD1IVN27-U				
CAN	2	24	30	14	17	3.5	42		PESD2IVN24-T	SOT23	2.9 x 1.3 x 1.0		
			23	11	17	3	70		PESD1CAN				
			30	25	30	5	41		PESD2CAN				
		27	30	14	17	3	45		PESD2IVN27-T	SOT323	2.0 x 1.25 x 0.95		
		24	30	14	17	3.5	42		PESD2IVN24-U				
		27	30	14	17	3	45		PESD2IVN27-U				
		CAN-FD	2	24	25	5,6	6		1.2	42	PESD2CANFD24V-T	SOT23	2.9 x 1.3 x 1.0
					15	3.1	3.5		1	42	PESD2CANFD24U-T		
27	25			5.6	6	1	44	PESD2CANFD27V-T					
	15			3.1	3.5	1	44	PESD2CANFD27U-T					
24	25			5.6	6	1.2	42	PESD2CANFD24V-U	SOT323	2.0 x 1.25 x 0.95			
	15			3.1	3.5	1	42	PESD2CANFD24U-U					
27	25			5.6	6	1	44	PESD2CANFD27V-U					
	15			3.1	3.5	1	44	PESD2CANFD27U-U					
FlexRay	24	23	11	17	3	70		PESD1FLEX		2.0 x 1.25 x 0.95			
								PESDxIVN					

Automotive Ethernet

Types in **bold** represent new products

Main Application	Number of protected lines	V_{RWM} (V)	$V_{trigger}$ min(V)	ESD rating max (kV) [1]	C_{line} typ (pF)	C_{line} max (pF)	I_{RM} max (µA)	Configuration	Type	Package	Size (mm)
OPEN Alliance 100/1000BASE-T1 Ethernet at the connector	2	24	100	30	-	2	0.1		PESD2ETH1G-T		2.9 x 1.3 x 1.0
OPEN Alliance 100BASE-T1 Ethernet at the connector				30	-	3			PESD2ETH100-T		
10/100/1000 Mbit/s Ethernet at the PHY	2	5	-	8	1	1.5	0.1		PESD2ETH-X	SOT143B	2.9 x 1.3 x 1.0
				12	1.8	-			PESD2ETH-AX		
				8	1.3	1.5			PESD2ETH-D	SOT457	2.9 x 1.5 x 1.0
				12	2	2.3			PESD2ETH-AD		
	1	5.5	-	10	0.4	0.55		PESD5V0F1BL	DFN1006-2 (SOD882)		1.0 x 0.6 x 0.48

TrEOS Automotive

Types in **bold** represent new products

Main Application	Number of protected lines	V_{RWM} (V)	ESD rating max (kV) ^[1]	C_{line} typ (pF)	C_{line} max (pF)	I_{PPM} 8/20 μ s (A)	V_{CL} 8/20 μ s typ (V)	Configuration	Type	Package	Size (mm)
USB2.0 HDMI LVDS	2	3.3	11	0.8	0.9	-	-		PESD2USB3UV-T	SOT23 	2.9 x 1.3 x 1.0
		3.3	11	0.5	0.6	-	-		PESD2USB3UX-T		
		5	11	0.7	0.8	-	-		PESD2USB5UV-T		
		5	11	0.4	0.5	-	-		PESD2USB5UX-T		
USB2.0 HDMI LVDS	4	3.3	10	0.5	0.6	-	4.6 V @ 5.2 A		PESD4USB3R-TBR	DFN2510A-10 (SOT1176-1) 	2.5 x 1.0 x 0.5
5		10	0.5	0.6	-	4.6 V @ 5.2 A	PESD4USB5R-TBR				
USB3.x HDMI LVDS		3.3	15	0.29	0.34	7	3 V @ 5 A		PESD4USB3U-TBR		
		5	15	0.29	0.34	7	3 V @ 5 A		PESD4USB5U-TBR		

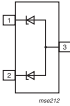

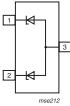

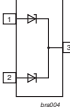
ESD protection, TVS, filtering and signal conditioning

Infotainment / SerDes

Main Application	Number of protected lines	V_{RWM} (V)	ESD rating max (kV) ^[1]	C_{line} typ (pF)	C_{line} max (pF)	I_{PPM} 8/20 μ s (A)	V_{CL} 8/20 μ s typ (V)	Configuration	Type	Package	Size (mm)
Audio Interface Charger Port Antenna (NFC, WiFi) LVDS	1	4.5	30	65	78	34	13.2		PTVS4V5D1BL	DFN1006-2 (SOD882) 	1.0 x 0.6 x 0.48
		5	10	0.4	0.55	-	-		PESD5V0F1BLD		
		5	10	0.4	0.55	-	-		PESD5V0F1BRD		
		5.5	30	70	84	35	12.2		PTVS5V5D1BL		
		18	10	0.35	0.5	1	17		PESD18VF1BL		
		24	10	0.3	0.45	1	17		PESD24VF1BL		
		30	10	0.27	0.4	1	17		PESD30VF1BL		
		5	30	35	45	12	14		PESD5V0S1BLD		
		5	30	11	13	4.8	12.5		PESD5V0V1BLD		


^[1] According to IEC 61000-4-2

TVS diodes, 24 W/40 W

Power (W) (10 / 1000 μ s waveform) [1]	V_{RWM} (V)	V_{min} (V) @ I	V_{typ} (V) @ I	$V_{BR, max}$ (V) @ I_R	I_R (mA)	ESD rating max (kV)	C typ (pF)	$V_{CL, max}$ (V) @ IPP [1]	I_{PP} (A) [1]	$I_{RM, max}$ (μ A) @ V_{RWM}	Configuration	Type	Package	Size (mm)				
24	3	5.32	5.6	5.88	20	30	210	8	3	5		MMBZ5V6AL		2.9 x 1.3 x 1.0				
		5.89	6.2	6.51	1	30	175	8.7	2.76	0.2		MMBZ6V2AL						
	4.5	6.48	6.8	7.14	1	30	150	9.6	2.5	0.3		MMBZ6V8AL						
	6	8.65	9.1	9.56	1	30	155	14	1.7	0.1		MMBZ9V1AL						
	6.5	9.5	10	10.5	1	30	130	14.2	1.7	0.02		MMBZ10VAL						
40	8.5	11.4	12	12.6	1	30	110	17	2.35	0.005					MMBZ12VAL		2.9 x 1.3 x 1.0	
		12	14.25	15	15.75	1	30	85	21	1.9					0.005			MMBZ15VAL
		13	15.2	16	16.8	1	30	76	23	1.9					0.005			MMBZ16VAL
		13	15.68	16	16.32	1	30	76	23	1.9					0.005			MMBZ16VTAL
		14.5	17.1	18	18.9	1	30	70	25	1.6					0.005			MMBZ18VAL
		17	19	20	21	1	30	65	28	1.4					0.005			MMBZ20VAL
		22	25.65	27	28.35	1	30	48	40	1					0.005			MMBZ27VAL
		26	31.35	33	34.65	1	30	45	46	0.87					0.005			MMBZ33VAL
		8.5	11.4	12	12.6	1	30	110	17	2.35	0.005			MMBZ12VDL				
				12.8	14.3	15	15.8	1	30	85	21.2			1.9	0.005			MMBZ15VDL
	14.5			17.1	18	18.9	1	30	70	25	1.6	0.005		MMBZ18VCL				
	17			19	20	21	1	30	65	28	1.4	0.005		MMBZ20VCL				
	22			25.65	27	28.35	1	30	48	38	1	0.005		MMBZ27VCL				
	26	31.35	33	34.65	1	30	45	46	0.87	0.005	MMBZ33VCL							

[1] 10/1000 μ s according to IEC 61643-321


TVS 400 W

Power (W) (10/1000 µs waveform) [1]	V_{RWM} (V)	$V_{BR\ min}$ (V) @ I_R	$V_{BR\ typ}$ (V) @ I_R	$V_{BR\ max}$ (V) @ I_R	$V_{CL\ max}$ (V) @ I_{PP} [1]	$V_{CL\ max}$ (V) @ I_{PPM} [1]	I_{PP} (A) [1]	$I_{RM\ typ}$ (µA) @ V_{RWM}	$I_{RM\ max}$ (µA) @ V_{RWM}	Type (Tj max = 150 °C)	Type (Tj max = 185 °C)	Package	Size (mm)
350	3.5	5.20	5.60	6.00	10	8.0	43.8	5	600	PTVS3V3S1UR	PTVS3V3S1UTR	SOD123W 	2.6 x 1.7 x 1.0
400	5.0	6.40	6.70	7.00	10	9.2	43.5	5	400	PTVS5V0S1UR	PTVS5V0S1UTR		
	6.0	6.67	7.02	7.37	10	10.3	38.8	5	400	PTVS6V0S1UR	PTVS6V0S1UTR		
	6.5	7.22	7.60	7.98	10	11.2	35.7	5	250	PTVS6V5S1UR	PTVS6V5S1UTR		
	7.0	7.78	8.20	8.60	10	12.0	33.3	3	100	PTVS7V0S1UR	PTVS7V0S1UTR		
	7.5	8.33	8.77	9.21	1	12.9	31.0	0.2	50	PTVS7V5S1UR	PTVS7V5S1UTR		
	8.0	8.89	9.36	9.83	1	13.6	29.4	0.03	25	PTVS8V0S1UR	PTVS8V0S1UTR		
	8.5	9.44	9.92	10.40	1	14.4	27.8	0.01	10	PTVS8V5S1UR	PTVS8V5S1UTR		
	9.0	10.00	10.55	11.10	1	15.4	26.0	0.005	5	PTVS9V0S1UR	PTVS9V0S1UTR		
	10	11.10	11.70	12.30	1	17.0	23.5	0.005	2.5	PTVS10V51UR	PTVS10V51UTR		
	11	12.20	12.85	13.50	1	18.2	22.0	0.005	2.5	PTVS11V51UR	PTVS11V51UTR		
	12	13.30	14.00	14.70	1	19.9	20.1	0.005	2.5	PTVS12V51UR	PTVS12V51UTR		
	13	14.40	15.15	15.90	1	21.5	18.6	0.001	0.1	PTVS13V51UR	PTVS13V51UTR		
	14	15.60	16.40	17.20	1	23.2	17.2	0.001	0.1	PTVS14V51UR	PTVS14V51UTR		
	15	16.70	17.60	18.50	1	24.4	16.4	0.001	0.1	PTVS15V51UR	PTVS15V51UTR		
	16	17.80	18.75	19.70	1	26.0	15.4	0.001	0.1	PTVS16V51UR	PTVS16V51UTR		
	17	18.90	19.90	20.90	1	27.6	14.5	0.001	0.1	PTVS17V51UR	PTVS17V51UTR		
	18	20.00	21.00	22.10	1	29.2	13.7	0.001	0.1	PTVS18V51UR	PTVS18V51UTR		
	20	22.20	23.35	24.50	1	32.4	12.3	0.001	0.1	PTVS20V51UR	PTVS20V51UTR		
	22	24.40	25.60	26.90	1	35.5	11.3	0.001	0.1	PTVS22V51UR	PTVS22V51UTR		
	24	26.70	28.10	29.50	1	38.9	10.3	0.001	0.1	PTVS24V51UR	PTVS24V51UTR		
	26	28.90	30.40	31.90	1	42.1	9.5	0.001	0.1	PTVS26V51UR	PTVS26V51UTR		
	28	31.10	32.80	34.40	1	45.4	8.8	0.001	0.1	PTVS28V51UR	PTVS28V51UTR		
	30	33.30	35.10	36.80	1	48.4	8.3	0.001	0.1	PTVS30V51UR	PTVS30V51UTR		
	33	36.70	38.70	40.60	1	53.3	7.5	0.001	0.1	PTVS33V51UR	PTVS33V51UTR		
	36	40.00	42.10	44.20	1	58.1	6.9	0.001	0.1	PTVS36V51UR	PTVS36V51UTR		
	40	44.40	46.80	49.10	1	64.5	6.2	0.001	0.1	PTVS40V51UR	PTVS40V51UTR		
	43	47.80	50.30	52.80	1	69.4	5.8	0.001	0.1	PTVS43V51UR	PTVS43V51UTR		
	45	50.00	52.65	55.30	1	72.7	5.5	0.001	0.1	PTVS45V51UR	PTVS45V51UTR		
	48	53.30	56.10	58.90	1	77.4	5.2	0.001	0.1	PTVS48V51UR	PTVS48V51UTR		
	51	56.70	59.70	62.70	1	82.4	4.9	0.001	0.1	PTVS51V51UR	PTVS51V51UTR		
	54	60.00	63.15	66.30	1	87.1	4.6	0.001	0.1	PTVS54V51UR	PTVS54V51UTR		
	58	64.40	67.80	71.20	1	93.6	4.3	0.001	0.1	PTVS58V51UR	PTVS58V51UTR		
60	66.70	70.20	73.70	1	96.8	4.1	0.001	0.1	PTVS60V51UR	PTVS60V51UTR			
64	71.10	74.85	78.60	1	103.0	3.9	0.001	0.1	PTVS64V51UR	PTVS64V51UTR			

[1] 10/1000µs according to IEC 61643-3:21

ESD protection, TVS, filtering
and signal conditioning

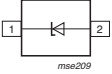
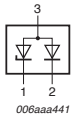
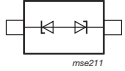
TVS 600 W

Power (W) (10/1000 µs waveform) [1]	V_{RWM} (V)	$V_{BR\ min}$ (V) @ I_R	$V_{BR\ typ}$ (V) @ I_R	$V_{BR\ max}$ (V) @ I_R	I_R (mA)	$V_{CL\ max}$ (V) @ I_{PP} [1]	I_{PP} (A) [1]	$I_{RM\ typ}$ (µA) @ V_{RWM}	$I_{RM\ max}$ (µA) @ V_{RWM}	Type (Tj max = 150 °C)	Type (Tj max = 185 °C)	Package	Size (mm)
600	3.5	5.20	5.60	6.00	10	8	75	5	600	PTVS3V3P1UP	PTVS3V3P1UTP		3.8 x 2.6 x 1.0
	5	6.40	6.70	7.00	10	9.2	65.2	5	400	PTVS5V0P1UP	PTVS5V0P1UTP		
	6	6.67	7.02	7.37	10	10.3	58.3	5	400	PTVS6V0P1UP	PTVS6V0P1UTP		
	6.5	7.22	7.60	7.98	10	11.2	53.6	5	250	PTVS6V5P1UP	PTVS6V5P1UTP		
	7	7.78	8.20	8.60	10	12	50	3	100	PTVS7V0P1UP	PTVS7V0P1UTP		
	7.5	8.33	8.77	9.21	1	12.9	46.5	0.2	50	PTVS7V5P1UP	PTVS7V5P1UTP		
	8	8.89	9.36	9.83	1	13.6	44.1	0.03	25	PTVS8V0P1UP	PTVS8V0P1UTP		
	8.5	9.44	9.92	10.40	1	14.4	41.7	0.01	10	PTVS8V5P1UP	PTVS8V5P1UTP		
	9	10.00	10.55	11.10	1	15.4	39	0.005	5	PTVS9V0P1UP	PTVS9V0P1UTP		
	10	11.10	11.70	12.30	1	17	35.3	0.005	2.5	PTVS10VP1UP	PTVS10VP1UTP		
	11	12.20	12.85	13.50	1	18.2	33	0.005	2.5	PTVS11VP1UP	PTVS11VP1UTP		
	12	13.30	14.00	14.70	1	19.9	30.2	0.005	2.5	PTVS12VP1UP	PTVS12VP1UTP		
	13	14.40	15.15	15.90	1	21.5	27.9	0.001	0.1	PTVS13VP1UP	PTVS13VP1UTP		
	14	15.60	16.40	17.20	1	23.2	25.9	0.001	0.1	PTVS14VP1UP	PTVS14VP1UTP		
	15	16.70	17.60	18.50	1	24.4	24.6	0.001	0.1	PTVS15VP1UP	PTVS15VP1UTP		
	16	17.80	18.75	19.70	1	26	23.1	0.001	0.1	PTVS16VP1UP	PTVS16VP1UTP		
	17	18.90	19.90	20.90	1	27.6	21.7	0.001	0.1	PTVS17VP1UP	PTVS17VP1UTP		
	18	20.00	21.00	22.10	1	29.2	20.5	0.001	0.1	PTVS18VP1UP	PTVS18VP1UTP		
	20	22.20	23.35	24.50	1	32.4	18.5	0.001	0.1	PTVS20VP1UP	PTVS20VP1UTP		
	22	24.40	25.60	26.90	1	35.5	16.9	0.001	0.1	PTVS22VP1UP	PTVS22VP1UTP		
	24	26.70	28.10	29.50	1	38.9	15.4	0.001	0.1	PTVS24VP1UP	PTVS24VP1UTP		
	26	28.90	30.40	31.90	1	42.1	14.2	0.001	0.1	PTVS26VP1UP	PTVS26VP1UTP		
	28	31.10	32.80	34.40	1	45.4	13.2	0.001	0.1	PTVS28VP1UP	PTVS28VP1UTP		
	30	33.30	35.10	36.80	1	48.4	12.4	0.001	0.1	PTVS30VP1UP	PTVS30VP1UTP		
	33	36.70	38.70	40.60	1	53.3	11.3	0.001	0.1	PTVS33VP1UP	PTVS33VP1UTP		
	36	40.00	42.10	44.20	1	58.1	10.3	0.001	0.1	PTVS36VP1UP	PTVS36VP1UTP		
	40	44.40	46.80	49.10	1	64.5	9.3	0.001	0.1	PTVS40VP1UP	PTVS40VP1UTP		
	43	47.80	50.30	52.80	1	69.4	8.6	0.001	0.1	PTVS43VP1UP	PTVS43VP1UTP		
	45	50.00	52.65	55.30	1	72.7	8.3	0.001	0.1	PTVS45VP1UP	PTVS45VP1UTP		
	48	53.30	56.10	58.90	1	77.4	7.8	0.001	0.1	PTVS48VP1UP	PTVS48VP1UTP		
	51	56.70	59.70	62.70	1	82.4	7.3	0.001	0.1	PTVS51VP1UP	PTVS51VP1UTP		
	54	60.00	63.15	66.30	1	87.1	6.9	0.001	0.1	PTVS54VP1UP	PTVS54VP1UTP		
58	64.40	67.80	71.20	1	93.6	6.4	0.001	0.1	PTVS58VP1UP	PTVS58VP1UTP			
60	66.70	70.20	73.70	1	96.8	6.2	0.001	0.1	PTVS60VP1UP	PTVS60VP1UTP			
64	71.10	74.85	78.60	1	103	5.8	0.001	0.1	PTVS64VP1UP	PTVS64VP1UTP			

[1] 10/1000µs according to IEC 61643-321

Low capacitance ESD protection for high-speed interfaces








































Products in **bold red** are under development

Unid/Rectional	Bid/Rectional	V _{FWM} (V)	C _{line typ} (pF)	ESD rating max (kV) [1]	Configuration	Type	Package	Size (mm)		
1	0	5	0.45	20		PESD5V0C1USF	DSN0603-2 (SOD962)	0.6 x 0.3 x 0.3		
		6.5	0.45	20		PESD6V5C1USF				
		5	0.6	10		PESD5V0F1USF	DFN1006D-2 (SOD882D)	1.0 x 0.6 x 0.37		
		5	0.95	8		PESD5V0X1ULD				
			1.55	15		PESD5V0X1UALD				
		16	0.83	8		PESD16VX1UL	DFN1006-2 (SOD882)	1.0 x 0.6 x 0.48		
		5	0.95	8		PESD5V0X1UB	SOD523 (SC-79)	1.2 x 0.8 x 0.6		
			1.55	15		PESD5V0X1UAB				
		3.3	5	0.6	30		PESD3V3U1UT	SOT23	2.9 x 1.3 x 1.0	
				5	0.6		30			PESD5V0U1UT
				12	0.6		30			PESD12VU1UT
				15	0.6		30			PESD15VU1UT
				24	0.6		23			PESD24VU1UT
		0	1	5	0.17	15		PESD5V0H1BSN	SOD992B	0.43 x 0.23 x 0.12
2.0	0.69			20	PESD2V0Y1BSF	DSN0603-2 (SOD962)		0.6 x 0.3 x 0.3		
2.5	0.25			15	PESD2V5Y1BSF					
2.8	0.1			10	PESD2V8R1BSF					
3.3	0.24			15	PESD3V3Y1BSF					
	0.2			20	PESD3V3C1BSF					
	0.28			20	PESD3V3Z1BSF					
	0.45			30	PESD3V3Z1BCSF					
	0.55			30	PESD3V3W1BCSF					
4.0	0.24			15	PESD4V0Y1BSF					
	0.28			20	PESD4V0Z1BSF					
	0.45			30	PESD4V0Z1BCSF					
	0.55			30	PESD4V0W1BCSF					
	5			0.1	10				PESD5V0R1BSF	
0.15				15	PESD5V0H1BSF					
0.2				20	PESD5V0C1BSF					
7				0.1	10				PESD7V0R1BSF	
				0.15	15				PESD7V0H1BSF	
	0.2			20	PESD7V0C1BSF					
5.5	0.25			10	PESD5V0F1BSF					
3.3	-			20	PESD5V0F1BRF					
	5.0				-	PESD3V3X1BCSF				
5	0.4			10	PESD5V0X1BCSF					
					PESD5V0F1BLD	DFN1006D-2 (SOD882D)		1.0 x 0.6 x 0.37		
PESD5V0F1BRD										
3.3	1.3			9	PESD3V3X1BL	DFN1006-2 (SOD882)		1.0 x 0.6 x 0.48		
5.5	0.4			10	PESD5V0F1BL					
5	0.49			8	PESD5V0X1BCL					
	0.85			15	PESD5V0X1BCAL					
	0.9			9	PESD5V0X1BL					
18	0.35			10	PESD18VF1BL					
24	0.3			10	PESD24VF1BL					
30	0.3			10	PESD30VF1BL					

ESD protection, TVS, filtering and signal conditioning

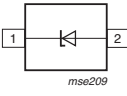
Low capacitance ESD protection for high-speed interfaces

Products in **bold red** are under development

Unid/Rectional	Bid/Rectional	V _{RWM} (V)	C _{line typ} (pF)	ESD rating max (kV) [1]	Configuration	Type	Package	Size (mm)		
2	1	5	0.5	10		PESD5V0X2UMB	DFN1006B-3 (SOT883B) 	1.0 x 0.6 x 0.37		
						PESD5V0X2UM	DFN1006-3 (SOT883) 	1.0 x 0.6 x 0.48		
			PESD5V0X2UAMB	DFN1006B-3 (SOT883B) 		1.0 x 0.6 x 0.37				
			PESD5V0X2UAM	DFN1006-3 (SOT883) 		1.0 x 0.6 x 0.48				
			PESD5V0X1BT	SOT23 		2.9 x 1.3 x 1.0				
	0	80	0.6	30		NUP1301U	SOT323 	2.0 x 1.25 x 0.95		
						NUP1301	SOT23 	2.9 x 1.3 x 1.0		
						NUP1301QA	SOT1215 	1.0 x 1.0 x 0.4		
	0	2	4	0.26	20		PUSB3BB2DF	DFN0603-3 (SOT8013) 	0.62 x 0.32 x 0.25	
	3	0	5.5	1	8		PRTR5V0U2X	SOT143B 	2.9 x 1.3 x 1.0	
1.8				12		PRTR5V0U2AX				
1				8		PRTR5V0U2F	DFN1410-6 (SOT886) 	1.45 x 1.0 x 0.48		
4	0	3.3	0.75	25		PESD3V3X4UHM	DFN1308-6 (SOT8006) 	1.3 x 0.8 x 0.4		
						IP4220CZ6	SOT457 (SC-74) 	2.9 x 1.5 x 1.0		
			PRTR5V0U4D							
			PUSB2X4D	2.9 x 1.5 x 1.0						
		5.5	0.7	12	8		PUSB2X4Y	SOT363 (SC-88) 	2.0 x 1.25 x 0.95	
								IP4283CZ10-TBR	DFN2510A-10 (SOT1176) 	2.5 x 1.0 x 0.48
								IP4294CZ10-TBR		
								PUSB3F96		
								PHDMI2F4		
								PUSB3FR4		
	PHDMI2FR4									
3.3	0.27	15			PUSB3AB4	DFN2510A-10 (SOT1176) 	2.5 x 1.0 x 0.48			
								PHDMI2AB4		
5	0.17	15			PUSB3AB4	DFN2510A-10 (SOT1176) 	2.5 x 1.0 x 0.48			
								PHDMI2AB4		

General purpose ESD protection devices

Types in **bold** represent new products

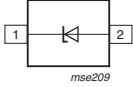


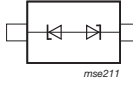



Number of protected lines		V _{RWM} (V)	C _{line typ} (pF)	C _{line max} (pF)	I _{PP max} (A) [1]	ESD rating max (kV) [1]	I _{R max} (µA) @ V _{RWM}	Configuration	Type	Package	Size (mm)
Unid/Rectional	Bid/Rectional										
1	0	5	35	42	3.5	30	0.1		PESD5V0S1USF	DSN0603-2 (SOD962)	0.6 x 0.3 x 0.3
		5.5	12	15.4	1.2	30	0.1		PESD5V0L1USF		
		3.3	2.6	3.1	-	9	0.1 (@ 3 V)		PESD3V3U1UL		
			34	40	4.5	30	0.3			PESD3V3L1UL	
			207	300	15	30	2			PESD3V3S1UL	
		5	2	2.6	-	9	0.1		PESD5V0U1UL		
			25	30	3.5	26	0.1		PESD5V0L1UL		
		5	152	200	15	30	1		PESD5V0S1UL	DFN1006-2 (SOD882)	1.0 x 0.6 x 0.5
		12	38	75	5	30	0.05		PESD12VS1UL		
		15	32	70	5	30	0.05		PESD15VS1UL		
		24	23	50	3	23	0.05		PESD24VS1UL		
		36	18	2.5	2.5	30	0.01		PESD36VS1UL		
		5	25	30	3.5	26	0.1		PESD5V0L1ULD	DFN1006D-2 (SOD882D)	1.0 x 0.6 x 0.4
			152	200	15	30	1		PESD5V0S1ULD		
		8	70	90	13	30	0.5		PESD8V0S1ULD		
		12	38	75	5	30	0.05		PESD12VS1ULD		
		15	32	70	5	30	0.05		PESD15VS1ULD		
		24	23	50	3	23	0.05		PESD24VS1ULD		
		2.5	229	300	20	30	6		PESD5Z2.5	SOD523 (SC-79)	1.2 x 0.8 x 0.6
		3.3	2.6	3.1	-	9	0.1 (@ 3 V)		PESD3V3U1UB		
			34	40	4.5	30	0.3		PESD3V3L1UB		
			172	200	20	30	0.05		PESD5Z3.3		
			207	300	18	30	2		PESD3V3S1UB		
		5	2	2.6	-	9	0.1		PESD5V0U1UB		
			25	30	3.5	26	0.1		PESD5V0L1UB		
			89	150	10	30	0.05		PESD5Z5.0		
			152	200	15	30	1		PESD5V0S1UB		
		6	78	150	10	30	0.01		PESD5Z6.0		
		7	69	150	10	30	0.01		PESD5Z7.0		
		12	35	75	6	30	0.01		PESD5Z12		
			38	75	5	30	0.05		PESD12VS1UB		
		15	32	70	5	30	0.05		PESD15VS1UB		
		24	23	50	3	23	0.05		PESD24VS1UB		

ESD protection, TVS, filtering and signal conditioning

[1] 10/1000µs according to IEC 61643-321

General purpose ESD protection devices

Types in **bold** represent new products

Number of protected lines		V _{RWM} (V)	C _{line typ} (pF)	C _{line max} (pF)	I _{PP max} (A) [1]	ESD rating max (kV) [1]	I _{R max} (µA) @ V _{RWM}	Configuration	Type	Package	Size (mm)		
Unid/Rectional	Bid/Rectional												
1	0	3.3	2.6	3.1	-	9	0.1 (@ 3 V)		PESD3V3U1UA	 SOD323 (SC-76)	1.7 x 1.25 x 0.95		
		5	2	2.6	-	9	0.1		PESD5V0U1UA				
			25	30	3.5	26	0.1					PESD5V0L1UA	
			480	530	47	30	4						
		12	160	180	22.5	30	0.1		PESD12VS1UA				
		24	23	50	3	23	0.05		PESD24VS1UA				
		5	480	530	47	30	4		PESD5V0S1UJ			 SOD323F (SC-90)	1.7 x 1.25 x 0.7
		12	160	180	22.5	30	0.1		PESD12VS1UJ				
		36	18	30	2.5	30	0.01		PESD36VS1UJ				
		0	1	5.5	8.6	10.3	-		25			0.1	
3.3	5.5			6	5.4	20	0.1	PESD3V3U1BCSF	 DSN0603-2 (SOD962)	0.6 x 0.3 x 0.3			
	8.5			10	7.1	30	0.1	PESD3V3V1BCSF					
5.5	5.3			6	1	20	0.1	PESD5V0V1BCSF					
					2	20	0.1	PESD5V0V1BDSF					
	4.5			1	15	0.1	PESD5V0V1BSF						
	12			15.4	3	30	0.1	PESD5V0L1BSF					
	35			45	8	30	0.1	PESD5V0S1BSF					
12	17			19	6.1	30	0.05	PESD12VA-SF					
16	5.7			6.5	1.3	12	0.05	PESD16VV1BSF					
18	4			6	3	25	0.1	PESD18VV1BBSF					
3.3	101			-	18	30	2	PESD3V3L1BA			 SOD323 (SC-76)	1.7 x 1.25 x 0.95	
5	75			-	15	30	1	PESD5V0L1BA					
12	19			-	5	30	0.05	PESD12VL1BA					
15	16			-	5	30	0.05	PESD15VL1BA					
24	11			-	3	23	0.05	PESD24VL1BA					
32	9			12	2.5	23	0.05	PESD32VL1BA					
36	9			12	2	18	0.05	PESD36VL1BA					
24	14			17	3.5	30	0.05	PESD24VV1BA					
27	13			17	3	30	0.05	PESD27VV1BA					
3.3	11			13	5	30	0.01	PESD3V3V1BL	 DFN1006-2 (SOD882)	1.7 x 1.25 x 0.95			
	22			30	10	30	0.05	PESD3V3T1BL					
	35			40	15	30	0.1	PESD3V3S1BL					
	65			78	34	30	0.05	PTVS3V3D1BAL					
4.5	65			78	34	30	0.05	PTVS4V5D1BL					
5	11			13	4.8	30	0.01	PESD5V0V1BL					

[1] 10/1000µs according to IEC 61643-321

General purpose ESD protection devices

Number of protected lines		V _{RWM} (V)	C _{line typ} (pF)	C _{line max} (pF)	I _{pp max} (A) [1]	ESD rating max (kV) [1]	I _{R max} (µA) @ V _{RWM}	Configuration	Type	Package	Size (mm)		
Unid/Rectional	Bid/Rectional												
0	1	5	35	45	12	30	0.1		PESD5V0S1BL	DFN1006-2 (SOD882)	1.7 x 1.25 x 0.95		
		5.5	70	84	35	30	0.1		PTV55V5D1BL				
		12	17	25	7.8	30	0.01		PESD12VV1BL				
		3	20	25	10	30	0.1		PESD3V3T1BLD				
		11	13	4.8	30	0.01	DFN1006D-2 (SOD882D)		PESD5V0V1BLD				
		35	45	12	30	0.1			PESD5V0S1BLD				
		11	13	4.8	30	0.01			PESD5V0V1BB				
		35	45	12	30	0.1	SOD523 (SC-79)		PESD5V0S1BB	1.2 x 0.8 x 0.6			
		11	13	4.8	30	0.01	SOD323 (SC-76)		PESD5V0V1BA				
		35	45	12	12	0.1	SOD323 (SC-76)		PESD5V0S1BA	DFN1006-2 (SOD882)		1.7 x 1.25 x 0.95	
		5	2.9	3.5	-	10	0.1		DFN1006D-2 (SOD882D)				PESD5V0U1BL
													PESD5V0U1BLD
													PESD5V0U1BB
										PESD5V0U1BA			

ESD protection, TVS, filtering and signal conditioning

2	1	3.3	22	28	3	15	0.03		PESD3V3L2UM	DFN1006-3 (SOT883)	1.0 x 0.6 x 0.5	
		5	16	19	2.5	15	0.025		PESD5V0L2UM			
					2.5	15	0.025		PESD5V0L2UMB	DFN1006B-3 (SOT883B)		1 x 0.6 x 0.37
		3.3	207	300	18	30	2		PESD3V3S2UT	SOT23		2.9 x 1.3 x 1
		5.2	152	200	15	30	1		PESD5V2S2UT			
		12	38	75	5	30	1		PESD12VS2UT			
		15	32	70	5	30	1		PESD15VS2UT			
		24	23	50	3	23	1		PESD24VS2UT			
		36	17	35	2.5	30	1 (@ 30 V)		PESD36VS2UT			
		42	17	20	1.8	23	0.05		PESD42S2UT			
		3.3	207	300	18	30	2					
		5	152	200	15	30	1	PESD5V0S2UAT				
		15	32	70	5	30	0.05	PESD15VS2UAT				
		24	23	50	3	23	0.05	PESD24VS2UAT				
		5	38	46	6.5	30	0.09		SOT323 (SC-70)	PESD5V0L2UU		
(@ 4 V)	PESD6V0L2UU											
0.018												
6	34	40	5.5	30	(@ 4.3 V)							
0	2	3.3	101	-	15	30	0.05		PESD3V3L2BT	SOT23	2.9 x 1.3 x 1	
		5	75	-	13	30	0.05		PESD5V0L2BT			
		12	19	-	5	30	0.1		PESD12VL2BT			

[1] 10/1000µs according to IEC 61643-3:21




















General purpose ESD protection devices

Types in **bold** represent new products

Number of protected lines		V_{RWM} (V)	C_{line} typ (pF)	C_{line} max (pF)	I_{PP} max (A) [1]	ESD rating max (kV) [1]	I_R max (μ A) @ V_{RWM}	Configuration	Type	Package	Size (mm)		
Unid/Rectional	Bid/Rectional												
0	2	15	16	-	5	30	0.05		PESD15VL2BT		2.9 x 1.3 x 1		
		24	11	-	3	23	0.05		PESD24VL2BT				
		24	14	17	3.5	30	0.05		PESD24VV2BT				
		27	13	17	3	30	0.05		PESD27VV2BT				
		35	45	12	30	0.1	PESD5V0S2BT						
		2.9	3.5	-	10	0.1	PESD5V0U2BT						
		18	20	9	30	0.01	PESD5V0U2BM						
		2.9	3.5	-	10	0.1	PESD5V0V2BM						
		18	20	9	30	0.01	PESD5V0U2BMB						
		35	45	35	30	0.1	PESD5V0V2BMB						
4	3	3.3	22	28	3	20	0.3		PESD3V3L4UF		1.45 x 1 x 0.5		
			110	300	10	30	1 (@ 3 V)		PESD3V3S4UF				
		5	16	19	2.5	20	0.025		PESD5V0L4UF				
			85	220	10	30	0.1 (@ 4.3 V)		PESD5V0S4UF				
		3	200	240	-	8	2	BZA856A	SOT353 (SC-88A)		2 x 1.25 x 0.95		
		3.3	22	28	3	20	0.3	PESD3V3L4UG					
		5	16	19	2.5	20	0.025	PESD5V0L4UG					
		3	200	240	8	2	BZA456A	SOT457 (SC-74)				2.9 x 1.5 x 1	
		3.3	215	300	20	30	0.8	PESD3V3S4UD					
		5	165	220	20	30	0.2	PESD5V0S4UD					
		15	37	48	-	8	0.1	BZA420A					
		24	40	70	4	23	0.01	PESD24V54UD					
		0	4	3.3	9.9	6	20	0.1		PESD3V3L4BHC	DFN1308-6 (SOT8006)		1.3 x 0.8 x 0.4
										PESD5V0U4BF	DFN1410-6 (SOT886)		
5	45			75	-	15	0.1		BZA408B	SOT457 (SC-74)		2.9 x 1.5 x 1.0	
0	5	3.3	22	28	2.5	20	0.3		PESD3V3L5UF		1.45 x 1 x 0.5		
									5			16	19
		3.3	22	28	2.5	20	0.3		PESD3V3L5UY				
		5	16	19	2.5	20	0.025		PESD5V0L5UY				
		3.3	215	300	20	30	0.8	PESD3V3S5UD		2.9 x 1.5 x 1.0			
		5	165	220	20	30	0.2	PESD5V0S5UD					
		24	45	70	4	23	0.015	PESD24V5SUD					
		5	2.9	3.5	-	10	0.1	PESD5V0U5BF					



Common mode filters with integrated protection

Types in **bold red** are in development, types in **bold** represent new products

Interface	Number of protected lines	Type	Differential Mode 3 dB frequency (typ.)	range of CM rejection > -10 dB	V _{RWM} (V)	IEC61000-4-2 ESD rating (kV)	IPP (A) 8/20 μs	Channel series resistance (Ω)	Package	Size (mm)
USB2.0	1	IP3319CX6	1.5	0.14 - 5.8	5.5	15	6	6	WLCSP6 	0.95 x 1.34 x 0.6
USB3.2	1	PCMF1USB3BA/C	10 GHz	1.85 - 8.9	4	15	7.5	2.2	WLCSP5 	0.8 x 1.2 x 0.5
	2	PCMF2USB3BA/C							WLCSP10 	1.6 x 1.2 x 0.5
	3	PCMF3USB3BA/C							WLCSP15 	2.4 x 1.2 x 0.5
	1	PCMF1USB3B/C	8.1 GHz	1.24 - 10	4	20	9.5	2.6	WLCSP5 	0.8 x 1.2 x 0.5
	2	PCMF2USB3B/C							WLCSP10 	1.6 x 1.2 x 0.5
	3	PCMF3USB3B/C							WLCSP15 	2.4 x 1.2 x 0.5
	1	PCMF1USB3S	6 GHz	0.63 - 8.3	5	15	7	3	WLCSP5 	0.8 x 1.2 x 0.5
	2	PCMF2USB3S							WLCSP10 	1.6 x 1.2 x 0.5
	3	PCMF3USB3S							WLCSP15 	2.4 x 1.2 x 0.5
	1	PESD1USB3B	16.1 GHz	-	4	20	9.5	-	WLCSP5 	0.8 x 1.2 x 0.5
	2	PESD2USB3B							WLCSP10 	1.6 x 1.2 x 0.5
	3	PESD3USB3B							WLCSP15 	2.4 x 1.2 x 0.5
	1	PESD1USB3S	17 GHz	-	5	15	8	-	WLCSP5 	0.8 x 1.2 x 0.5
	2	PESD2USB3S							WLCSP10 	1.6 x 1.2 x 0.5
	3	PESD3USB3S							WLCSP15 	2.4 x 1.2 x 0.5
HDMI2.0	1	PCMF1HDMI2S	>6 GHz	0.63-8.3	5	15	7	3	WLCSP5 	0.8 x 1.2 x 0.5
	2	PCMF2HDMI2S							WLCSP10 	1.6 x 1.2 x 0.5
	3	PCMF3HDMI2S							WLCSP15 	2.4 x 1.2 x 0.5



ESD protection, TVS, filtering and signal conditioning


RC low pass filters with integrated protection


Number of protected lines	Line small-signal equivalents			Digital interface clock speed (MHz)	Insertion loss S21 ~ -3 dB (MHz)	Type	Package	Size (mm)
	Rline (Ω)	Cline (pF)	Lline (nH)					
4	40	18	-	~100	300	IP4252CZ8-4-TTL	DFN1714-8 (SOT1166) 	1.7 x 1.35 x 0.52
	100	45	-	~40	130	IP4254CZ8-4-TTL		
8	40	18	-	~100	300	IP4252CZ16-8-TTL	DFN3314-16 (SOT1168) 	3.3 x 1.35 x 0.53
	100	45	-	~40	130	IP4254CZ16-8-TTL		
		15	-	~110	330	IP4251CZ16-8-TTL		

Transient Voltage Surge Suppressor (TVS)

TVS diodes for mobile applications

V_{RWM}	$V_{BR\ min}$	$V_{BR\ max}$	$I_{PPM\ 8/20\mu s}$	$V_{CL\ 8/20\mu s}$	Type	Package	Size
3.3	4.7	-	34	13.2	PTVS3V3D1BAL	DFN1006-2 (SOD882) 	1.0 x 0.6 x 0.48
4.5	4.7	-	34	13.2	PTVS4V5D1BL		
5.5	5.6	7.6	35	12.2	PTVS5V5D1BL		
3.3	3.8	6.8	70	11	PTVS3V3Z1BSC	DSN1006-2 (SOD993B) 	1.0 x 0.6 x 0.27
5	5.5	8.3	60	12	PTVS5V0Z1BSC		

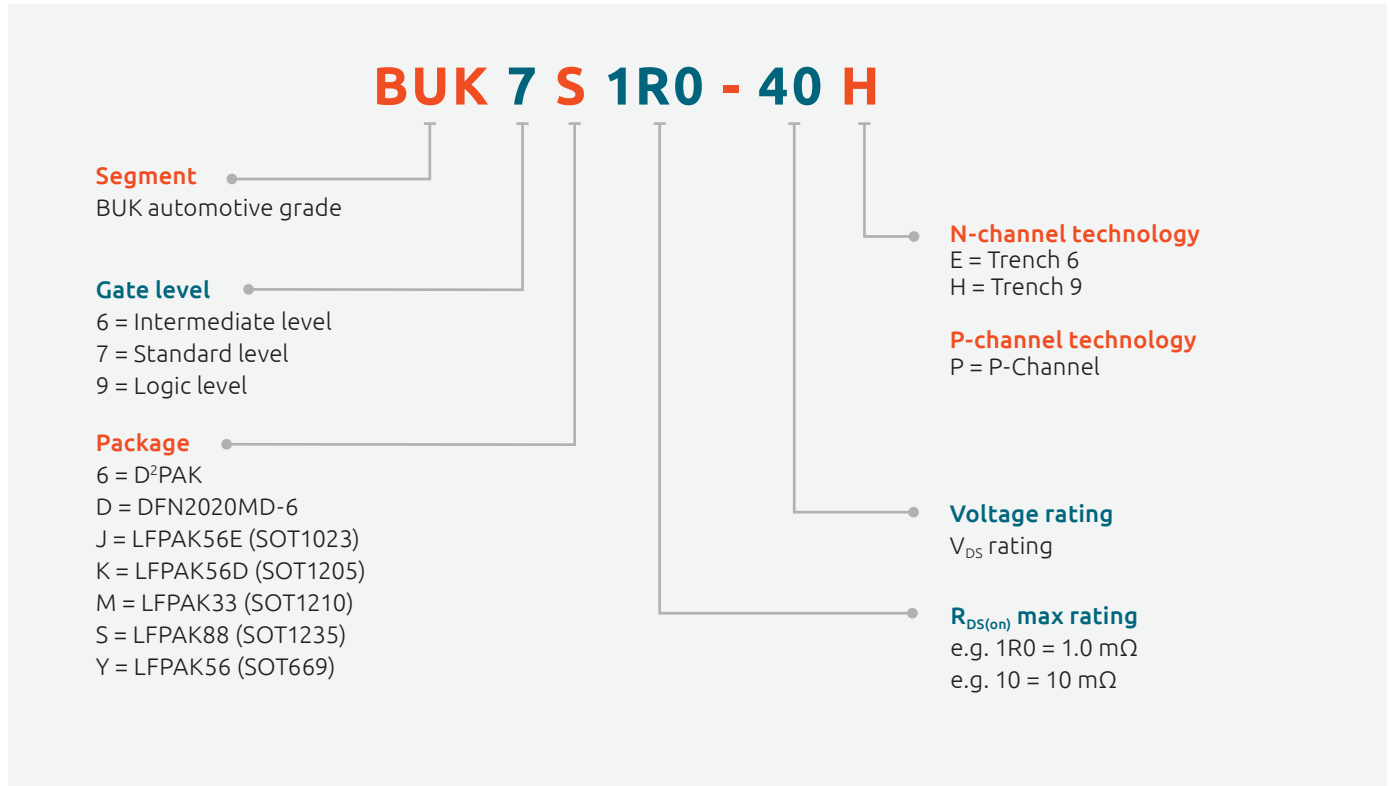
$P_{PPM\ 10/1000\mu s}$	V_{RWM}	$V_{BR\ min}$	$V_{BR\ max}$	$I_{PPM\ 8/20\mu s}$	$V_{CL\ 8/20\mu s}$	$I_{PPM\ 10/1000\mu s}$	$V_{CL\ 10/1000\mu s}$	Type	Package	Size
300	7.5	8.33	9.21	178	19.7	23.3	12.9	PTVS7V5U1UPA	DFN2020-3 (SOT1061) 	2.0 x 2.0 x 0.62
	10	11.1	12.3	148	23	17.6	17	PTVS10VU1UPA		
	12	13.3	14.7	131	25.2	15.1	19.9	PTVS12VU1UPA		
	15	16.7	18.5	111	28.8	12.3	24.4	PTVS15VU1UPA		
	18	20	22.1	97	32	10.3	29.2	PTVS18VU1UPA		
	20	22.2	24.5	98.5	38.7	9.2	32.5	PTVS20VU1UPA		
	22	24.4	26.9	88.5	41	8.4	35.5	PTVS22VU1UPA		
	24	26.7	29.5	79	44.2	7.7	38.8	PTVS24VU1UPA		
	26	28.9	31.9	69	43.5	7	43	PTVS26VU1UPA		

$V_{RWM}\ (V)$	$V_{br\ min}\ (V)$	$V_{br\ max}\ (V)$	8/20 μs pulse		10/1000 μs pulse		$I_{Rm\ typ}\ @\ V_{RWM}\ (nA)$	$I_{Rm\ max}\ @\ V_{RWM}\ (nA)$	$R_{dyn}\ (TLP)$	Type	Package	Size
			$V_{cl}\ @\ I_{ppm}\ (V)_{max}$	$V_{CL}\ @\ I_{ppm}\ (A)$	$V_{cl}\ @\ I_{ppm}\ (V)_{max}$	$I_{ppm}\ (A)$						
5	6.4	7.8	19.4	100	12	20	25	1000	0.1	PTVS5V0Z1USKP	DSN1608-2 (SOD964) 	1.6 x 0.8 x 0.27
			18	80	12	20	25	1000	0.06	PTVS5V0Z1USK		
7.5	8.33	9.65	22	100	13.5	17	1	200	0.08	PTVS7V5Z1USK		
10	11.1	12.9	27	75	18.2	12.5	0.1	200	0.11	PTVS10VZ1USK		
12	13.1	15.4	29	65	21.8	10.5	0.1	200	0.11	PTVS12VZ1USK		
15	16.7	19.4	26	52	27.4	7.5	0.1	200	0.13	PTVS15VZ1USK		
18	20	23.2	44	41	32.8	6.4	0.1	200	0.17	PTVS18VZ1USK		
20	22.2	25.4	48.3	41	36.9	6	1	200	0.2	PTVS20VZ1USK		
22	24.4	26.9	51	39	40	5	0.1	200	0.2	PTVS22VZ1USK		
26	28.9	33.4	57.5	32	46	4.5	0.1	200	0.15	PTVS26VZ1USK		



Automotive MOSFETs.....	78
Automotive grade MOSFETs nomenclature.....	78
N-channel 30V automotive power MOSFETs.....	78
N-channel 40V automotive power MOSFETs.....	79
N-channel 40V automotive power MOSFETs.....	80
N-channel 55V-60V automotive power MOSFETs.....	81
N-channel 55V-60V automotive power MOSFETs.....	82
N-channel 75V-80V automotive power MOSFETs.....	83
N-channel 100V automotive power MOSFETs.....	84
P-channel 30V-60V automotive power MOSFETs.....	85
Small-signal automotive MOSFETs – Low RDS(on).....	86
Small-signal automotive MOSFETs – High RDS(on).....	88
Small-signal automotive MOSFETs – Dual.....	88
Small-signal MOSFETs complementary.....	88
Power MOSFETs	90
N-channel 25V-30V Power MOSFETs.....	90
N-channel 40V-60V Power MOSFETs.....	92
N-channel 75V-200V Power MOSFETs.....	94
Power MOSFETs nomenclature.....	97
Small-signal MOSFETs	98
Small-signal MOSFETs in DFN1006 and DFN1006B packages.....	98
Small-signal MOSFETs in DFN0606.....	98
Small-signal MOSFETs in DFN1010D-3 single and DFN1010B-3 dual packages.....	99
Small-signal low-leakage MOSFETs.....	99
Small-signal MOSFETs in DFN2020MD-6 single and DFN2020-6 dual packages.....	100
Small-signal MOSFETs in WLCSP4 and WLCSP6 packages.....	101
Small-signal MOSFETs single (N-channel).....	102
Small-signal MOSFETs single (P-channel).....	104
Small-signal MOSFETs dual.....	106
Small-signal MOSFETs complementary.....	106
Small-signal MOSFETs nomenclature.....	108

Automotive grade MOSFETs nomenclature



N-channel 30V automotive power MOSFETs

Package name	Type number	V _{DS} [max] (V)	R _{DS(on)} [max] @ 10 V (mΩ)	R _{DS(on)} [max] @ 5 V (mΩ)	I _D [max] @ 25 °C (A)	R _{th(j-mb)} [max] (K/W)
LFPAK56; Power-SO8 (SOT669)	BUK9Y07-30B	30	6	7	75	1.42
	BUK9Y22-30B	30	19	22	38	2.53
	BUK7Y20-30B	30	20		40	2.53
LFPAK56D (SOT1205)	BUK9K5R1-30E	30	4.4	5.3	40	2.21
	BUK9K5R6-30E	30	4.7	5.8	40	2.36
	BUK7K5R1-30E	30	5.1		40	2.21
	BUK7K5R6-30E	30	5.6		40	2.36
LFPAK33 (SOT1210)	BUK9M5R2-30E	30	4.1	5.2	70	1.89
	BUK9M6R6-30E	30	5.3	6.6	70	2
	BUK9M10-30E	30	7.8	10	54	2.75
	BUK9M17-30E	30	14	17	37	3.4

N-channel 40V automotive power MOSFETs

Types in **bold red** are in development, types in **bold** represent new products




Package name	Type number	V_{DS} [max] (V)	$R_{DS(on)}$ [max] @ 10 V (m Ω)	$R_{DS(on)}$ [max] @ 5 V (m Ω)	I_D [max] @ 25 °C (A)	$R_{th(j-mb)}$ [max] (K/W)
TO-220AB (SOT78)	BUK753R1-40E	40	3.1		100	0.64
	BUK758R3-40E	40	7.4		75	1.56
LFPK88 (SOT1235)	BUK750R5-40H	40	0.55			
	BUK750R7-40H	40	0.7		425	0.4
	BUK750R9-40H	40	0.9		375	0.4
	BUK751R0-40H	40	1		325	0.4
	BUK751R2-40H	40	1.2			
	BUK751R5-40H	40	1.5			
	BUK752R0-40H	40	2.0			
	BUK752R5-40H	40	2.5			
D ² PAK (SOT404)	BUK961R6-40E	40	1.4	1.6	120	0.43
	BUK761R6-40E	40	1.6		120	0.43
	BUK761R7-40E	40	1.6		120	0.46
	BUK762R0-40E	40	2		120	0.51
	BUK962R6-40E	40	2.4	2.8	100	0.57
	BUK762R6-40E	40	2.6		100	0.57
	BUK963R1-40E	40	2.7	3.1	100	0.64
	BUK964R1-40E	40	3.5	4.1	75	0.82
	BUK764R0-40E	40	4		75	0.82
	BUK965R4-40E	40	4.4	5.4	75	1.09
	BUK765R3-40E	40	4.9		75	1.09
	BUK768R1-40E	40	7.2		75	1.56
	I ² PAK (SOT226)	BUK7E1R8-40E	40	1.8		120
BUK7E1R9-40E		40	1.9		120	0.46
BUK7E8R3-40E		40	7.4		75	1.56
LFPK56E (SOT1023)	BUK9J0R9-40H	40	0.94	1.2	220	0.3
	BUK7J1R0-40H	40	1		220	0.3
	BUK7J1R4-40H	40	1.4		120	0.38
LFPK56; Power-SO8 (SOT669)	BUK9Y1R3-40H	40	1.3	1.8	190	0.38
	BUK7Y1R4-40H	40	1.4		190	0.38
	BUK9Y1R6-40H	40	1.6	2.2	120	0.51
	BUK7Y1R7-40H	40	1.7		120	0.51
	BUK9Y1R9-40H	40	1.9	2.6	120	0.69
	BUK7Y2R0-40H	40	2		120	0.69
	BUK9Y2R4-40H	40	2.4	3.2	120	0.79
	BUK9Y3R0-40E	40	2.5	3	100	0.77
	BUK7Y2R5-40H	40	2.5		120	0.79
	BUK9Y2R8-40H	40	2.8	3.9	120	0.87
	BUK7Y3R0-40H	40	3		120	0.87
	BUK7Y3R5-40H	40	3.5		120	1.3
	BUK7Y3R5-40E	40	3.5		100	0.9
	BUK9Y3R5-40E	40	3.6	3.8	100	0.9
	BUK9Y4R4-40E	40	3.7	4.4	100	1.02
	BUK7Y4R4-40E	40	4.4		100	1.02
	BUK9Y7R6-40E	40	6	7.6	79	1.58
	BUK9Y6R5-40H	40	6.5	7.9		
	BUK9Y7R0-40H	40	7			
	BUK7Y7R2-40H	40	7.2			
BUK7Y7R6-40H	40	7.6				
BUK7Y7R6-40E	40	7.6		79	1.58	
BUK9Y12-40E	40	10	12	52	2.31	
BUK7Y12-40E	40	12		52	2.31	
BUK9Y21-40E	40	17	21	33	3.33	
BUK7Y21-40E	40	21		33	3.33	
BUK9Y29-40E	40	25	29	25	4.03	
BUK7Y29-40E	40	29		26	4.03	

N-channel 40V automotive power MOSFETs

types in **bold** represent new products

Package name	Type number	V _{DS} [max] (V)	R _{DS(on)} [max] @ 10 V (mΩ)	R _{DS(on)} [max] @ 4.5 V or 5 V (mΩ)	I _D [max] @ 25 °C (A)	R _{th(j-mb)} [max] (K/W)
LFPK56D (SOT1205)	BUK7K6R2-40E	40	5.8		40	2.21
	BUK9K6R2-40E	40	6	6.2	40	2.21
	BUK9K6R8-40E	40	6.1	7.2	40	2.36
	BUK7K6R8-40E	40	6.8			2.36
	BUK9K8R7-40E	40	8	9.4	30	2.84
	BUK7K8R7-40E	40	8.5			2.84
	BUK9K18-40E	40	16	20	30	3.96
	BUK7K18-40E	40	19		24	3.96
	BUK9K25-40E	40	24	29	18	4.68
	BUK7K25-40E	40	25			4.68
LFPK33 (SOT1210)	BUK7M3R3-40H	40	3.3		80	1.48
	BUK9M3R3-40H	40	3.3	4.2	80	1.48
	BUK7M4R3-40H	40	4.3		95	
	BUK9M4R3-40H	40	4.3	5.5	95	
	BUK7M5R0-40H	40	5		85	
	BUK9M5R0-40H	40	5	6.4	85	
	BUK7M6R0-40H	40	6		50	2.14
	BUK9M6R0-40H	40	6	7.7	50	2.14
	BUK7M6R3-40E	40	6.3		70	1.89
	BUK7M6R7-40H	40	6.7		50	2.32
	BUK9M6R7-40H	40	6.7	8.6	50	2.32
	BUK7M8R0-40E	40	8		69	2
	BUK7M8R5-40H	40	8.5		40	2.56
	BUK9M8R5-40H	40	8.5	11	40	2.56
	BUK7M10-40E	40	10		56	2.43
	BUK7M12-40E	40	12		48	2.75
	BUK7M9R5-40H	40	9.5		40	2.74
	BUK9M9R5-40H	40	9.5	12	40	2.74
	BUK7M21-40E	40	21		33	3.4
	BUK7M11-40H	40	11		35	3
	BUK9M11-40H	40	11	14	35	3
	BUK7M45-40E	40	45		19	4.8
	BUK9M14-40E	40	11	14	44	2.75
	BUK9M24-40E	40	20	24	30	3.4
	BUK7M15-40H	40	15		30	3.44
	BUK9M15-40H	40	15	19	30	3.44
	BUK7M20-40H	40	20		25	3.96
	BUK9M20-40H	40	20	25	25	3.96
	BUK9M52-40E	40	40	52	18	4.8
	BUK9M7R2-40E	40	5.8	7.2	70	1.89
	BUK9M9R1-40E	40	7.3	9.1	64	2
	BUK9M11-40E	40	9	11	53	2.43

N-channel 55V-60V automotive power MOSFETs





Package name	Type number	V_{DS} [max] (V)	$R_{DS(on)}$ [max] @ 10 V (m Ω)	$R_{DS(on)}$ [max] @ 5 V (m Ω)	I_b [max] @ 25 °C (A)	$R_{th(j-mb)}$ [max] (K/W)	
TO-220AB (SOT78)		BUK954R8-60E	60	4.5	4.9	100	0.64
		BUK7610-55AL	55	10		75	0.5
D ² PAK (SOT404)		BUK9620-55A	55	18	20	54	1.2
		BUK7620-55A	55	20		54	1.2
		BUK9624-55A	55	22	24	46	1.4
		BUK9635-55A	55	32	35	34	1.8
		BUK7635-55A	55	35		35	1.7
		BUK9675-55A	55	68	75	20	2.4
		BUK7675-55A	55	75		20	2.4
		BUK962R5-60E	60	2.3	2.5	120	0.43
		BUK762R4-60E	60	2.4		120	0.43
		BUK962R8-60E	60	2.5	2.8	120	0.46
		BUK762R6-60E	60	2.6		120	0.46
		BUK963R3-60E	60	3	3.3	120	0.51
		BUK763R1-60E	60	3.1		120	0.51
		BUK964R2-60E	60	3.9	4.2	100	0.57
		BUK763R9-60E	60	3.9		100	0.57
		BUK964R8-60E	60	4.4	4.8	100	0.64
		BUK764R4-60E	60	4.5		100	0.64
		BUK966R5-60E	60	5.9	6.5	75	0.82
		BUK766R0-60E	60	6		75	0.82
		BUK969R0-60E	60	8	9	75	1.09
		BUK768R3-60E	60	8.3		75	1.09
		BUK9614-60E	60	13	14	56	1.56
		BUK7613-60E	60	13		58	1.56
I ² PAK (SOT226)		BUK7E2R6-60E	60	2.6		120	0.43
		BUK7E3R5-60E	60	3.5		120	0.51
		BUK7E4R6-60E	60	4.6		100	0.64

N-channel 55V-60V automotive power MOSFETs

Products in **bold red** are under development

Package name	Type number	V_{DS} [max] (V)	$R_{DS(on)}$ [max] @ 10 V (m Ω)	$R_{DS(on)}$ [max] @ 5 V (m Ω)	I_D [max] @ 25 °C (A)	$R_{th(j-mb)}$ [max] (K/W)
LFPAK56; Power-SO8 (SOT669)	BUK9Y4R8-60E	60	4.1	4.8	100	0.63
	BUK7Y4R8-60E	60	4.8		100	0.63
	BUK9Y6R0-60E	60	5.2	6	100	0.77
	BUK9Y7R2-60E	60	5.6	7.2	100	0.9
	BUK7Y6R0-60E	60	6		100	0.77
	BUK7Y7R2-60E	60	7.2		100	0.9
	BUK9Y8R7-60E	60	7.5	8.7	86	1.02
	BUK7Y8R7-60E	60	8.7		87	1.02
	BUK7Y15-60E	60	15		53	1.59
	BUK9Y25-60E	60	22	25	34	2.31
	BUK7Y25-60E	60	25		34	2.31
	BUK9Y43-60E	60	38	43	22	3.33
	BUK7Y43-60E	60	43		22	3.33
	BUK9Y59-60E	60	52	59	17	4.03
	BUK7Y59-60E	60	59		17	4.03
LFPAK56D (SOT1205)	BUK7K12-60E	60	9.3			2.21
	BUK7K13-60E	60	10		40	2.36
	BUK9K12-60E	60	11	12	35	2.21
	BUK9K13-60E	60	12	13	40	2.36
	BUK7K17-60E	60	14		30	2.84
	BUK7K35-60E	60	30		21	3.96
	BUK9K35-60E	60	32	35	22	3.96
	BUK7K52-60E	60	45		15	4.68
BUK9K52-60E	60	49	55	16	4.68	
LFPAK33 (SOT1210)	BUK7M9R9-60E	60	9.9		60	1.89
	BUK9M12-60E	60	11	12	54	1.89
	BUK7M12-60E	60	12		53	2
	BUK9M15-60E	60	13	15	47	2
	BUK7M15-60E	60	15		43	2.43
	BUK9M19-60E	60	17	19	38	2.43
	BUK7M19-60E	60	19		36	2.75
	BUK9M24-60E	60	21	24	32	2.75
	BUK7M33-60E	60	33			3.4
	BUK9M42-60E	60	37	42	22	3.4
	BUK7M42-60E	60	42		20	4.17
	BUK9M53-60E	60	46	53	17	4.17
	BUK7M67-60E	60	67		14	4.8
BUK9M85-60E	60	73	85	13	4.8	
LFPAK88 (SOT1235)	BUK9S9R0-60E	60		9		
SOT223	BUK9832-55A/CU	55	29	32	12	15
	BUK9880-55A/CU	55	73	80	7	15
	BUK7880-55A/CU	55	80		7	15
	BUK98150-55A/CU	55	137	150	5.5	
	BUK78150-55A/CU	55	150		5.5	

N-channel 75V-80V automotive power MOSFETs

Package name	Type number	V_{DS} [max] (V)	$R_{DS(on)}$ [max] @ 10 V (m Ω)	$R_{DS(on)}$ [max] @ 5 V (m Ω)	I_b [max] @ 25 °C (A)	$R_{th(j-mb)}$ [max] (K/W)
D ² PAK (SOT404) 	BUK7613-75B	75	13		75	0.95
	BUK9616-75B	75	14	16	67	0.95
	BUK763R8-80E	80	3.8		120	0.43
	BUK964R2-80E	80	4	4.2	120	0.43
	BUK764R2-80E	80	4.2		120	0.46
	BUK964R7-80E	80	4.5	4.7	120	0.46
	BUK769R6-80E	80	9.6		75	0.82
	BUK9611-80E	80	10	11	75	0.82
LFPAK56; Power-SO8 (SOT669) 	BUK7Y7R8-80E	80	7.8		100	0.63
	BUK9Y8R5-80E	80	8	8.5	100	0.63
	BUK7Y9R9-80E	80	9.9		89	0.77
	BUK9Y11-80E	80	10	11	84	0.77
	BUK9Y14-80E	80	14	15	62	1.02
	BUK7Y14-80E	80	14		65	1.02
	BUK9Y25-80E	80	25	27	37	1.58
	BUK7Y25-80E	80	25		39	1.58
	BUK9Y41-80E	80	41	45	24	2.33
	BUK7Y41-80E	80	41		25	2.31
	BUK9Y72-80E	80	72	78	15	3.33
	BUK7Y72-80E	80	72		16	3.33
	BUK9Y107-80E	80	98	107	12	4.03
	BUK7Y98-80E	80	98		12	4.03
LFPAK56D (SOT1205) 	BUK7K15-80E	80	15		23	2.21
	BUK7K17-80E	80	17		21	2.36
	BUK7K23-80E	80	23		17	2.21
	BUK9K20-80E	80	17	19	23	2.84
	BUK9K22-80E	80	19	22	21	2.36
	BUK9K30-80E	80	26	30	17	2.84
LFPAK33 (SOT1210) 	BUK7M17-80E	80	17		43	1.89
	BUK9M23-80E	80	20	23	37	1.89
	BUK7M22-80E	80	22		37	2
	BUK7M27-80E	80	27		30	2.43
	BUK9M28-80E	80	28	28	33	2
	BUK9M35-80E	80	35	35	26	2.43

N-channel 100V automotive power MOSFETs

Package name	Type number	V_{DS} [max] (V)	$R_{DS(on)}$ [max] @ 10 V (m Ω)	$R_{DS(on)}$ [max] @ 5 V (m Ω)	I_b [max] @ 25 °C (A)	$R_{th(j-mb)}$ [max] (K/W)
TO-220AB (SOT78)	BUK755R4-100E	100	5.2		120	0.43
D ² PAK (SOT404)	BUK765R0-100E	100	5		120	0.43
	BUK965R8-100E	100	5.6	5.8	120	0.43
	BUK768R1-100E	100	8.1		100	0.57
	BUK969R3-100E	100	8.9	9.3	100	0.57
	BUK7613-100E	100	13		72	0.82
	BUK9615-100E	100	14	15	66	0.82
	BUK7631-100E	100	31		34	1.56
	BUK9637-100E	100	36	37	31	1.56
	BUK9675-100A	100	72	75	23	1.5
	LFPAK56; Power-SO8 (SOT669)	BUK9Y12-100E	100	12	12	85
BUK7Y12-100E		100	12		85	0.63
BUK9Y15-100E		100	15	15	69	0.77
BUK7Y15-100E		100	15		68	0.77
BUK9Y19-100E		100	18	19	56	0.9
BUK7Y19-100E		100	19		56	0.9
BUK9Y22-100E		100	22	22	49	1.02
BUK7Y22-100E		100	22		49	1.02
BUK9Y38-100E		100	38	38	30	1.58
BUK7Y38-100E		100	38		30	1.58
BUK9Y65-100E		100	64	65	19	2.31
BUK7Y65-100E		100	65		19	2.31
BUK9Y113-100E		100	110	113	12	3.33
BUK7Y113-100E		100	113		12	3.33
BUK9Y153-100E		100	146	153	9.4	4.03
BUK7Y153-100E		100	153		9.4	4.03

N-channel 100V automotive power MOSFETs

Products in **bold red** are under development

Package name	Type number	V_{DS} [max] (V)	$R_{DS(on)}$ [max] @ 10 V (m Ω)	$R_{DS(on)}$ [max] @ 5 V (m Ω)	I_D [max] @ 25 °C (A)	$R_{th(j-mb)}$ [max] (K/W)
LFPAK56D (SOT1205)	BUK7K29-100E	100	25		29.5	2.21
	BUK9K29-100E	100	27	29	30	2.21
	BUK7K32-100E	100	28		29	2.36
	BUK9K32-100E	100	31	33	26	2.36
	BUK7K45-100E	100	38		21	2.84
	BUK9K45-100E	100	42	45	21	2.84
	BUK7K89-100E	100	83		13	3.96
	BUK9K89-100E	100	85	89	13	3.96
	BUK7K134-100E	100	121		9.8	4.68
	BUK9K134-100E	100	154	159	8.5	4.68
LFPAK33 (SOT1210)	BUK9M34-100E	100	34	34	29	1.89
	BUK9M43-100E	100	43	44	26	1.88
	BUK9M120-100E	100	119	120	12	3.4
	BUK9M156-100E	100	150	156	9.3	4.17
LFPAK88 (SOT1235)	BUK9S15-100E	100		15		
	BUK9S29-100E	100		29		
SOT223	BUK98180-100A/CU	100	173	180	4.6	
	BUK9875-100A/CU	101	72	75	7	

P-channel 30V-60V automotive power MOSFETs

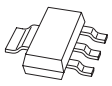
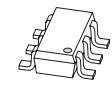




Types in **bold** represent new products

Package name	Type number	V_{DS} [max] (V)	$R_{DS(on)}$ [max] @ 10 V (m Ω)	I_D [max] @ 25 °C (A)	$R_{th(j-mb)}$ [max] (K/W)
LFPAK56	BUK6Y19-30P	30	19	45	2.3
	BUK6Y14-40P	40	15	64	1.4
	BUK6Y33-60P	60	33	38	1.4
	BUK6Y61-60P	60	61	22	2.3

Small-signal automotive MOSFETs – Low RDS(on)

Package											
Size (mm)											
P _{tot} (mW)											
Polarity	V _{DS} (V)	V _{GS} (V)	I _D (A)	V _{GS(th)} min (V)	V _{GS(th)} max (V)	ESD protection (kV)	R _{DS(on)} typ (mΩ) @ V _{GS} =				
							10 V	4.5 V	2.5 V	1.8 V	
N-channel	20	8	7	0.4	1	1	-	15	18	-	
			4.7	0.45	1	2	-	24	29	40	
			2.8	0.4	1	2	-	64	78	110	
		12	12.9	0.4	0.9	2	-	10	12	16	
			11.4	0.4	0.9	2	-	12	15	20	
			6.3	0.75	1.25	2	-	16	24	-	
	30	8	6	0.4	0.9	1	-	13	23	39	
			11.3	0.4	0.9	2	-	13	14	17	
			5	0.4	0.9	2	-	28	32	37	
		12	4	0.75	1.25	2	-	55	72	-	
			5.5/22	1	2.5	2	17	22	-	-	
			3.9/17	1	2.5	2	30	39	-	-	
	40	15	19	1.4	2.1	-	18	22	-	-	
			6.2/19	1.3	2.7	-	17	22	-	-	
			19	2.4	4	-	18	-	-	-	
		20	5/18	1.5	2.5	2	25	30	-	-	
			2.7	1	2.5	1	64	79	-	-	
			9	1	2.5	1	85	112	-	-	
	60	20	2.5/5.7	1	2.5	1	95	120	-	-	
			4.2/13	1.3	2.7	-	32	38	-	-	
			3.5/11	1.3	2.7	2	37	45	-	-	
		20	11	1.3	2.7	2	59	70	-	-	
			2.2/7.4	1.3	2.7	2	88	104	-	-	
			1.5/5.7	1.3	2.7	2	176	196	-	-	
	80	20	0.8	1.3	2.7	2	300	332	-	-	
			10	1.3	2.7	2	72	84	-	-	
			7	1.3	2.7	2	175	195	-	-	
		20	1.1	1.3	2.7	2	345	390	-	-	
			1.5	1.3	2.7	2	285	301	-	-	
			1.1	1.3	2.7	2	527	555	-	-	
P-channel	12	12	11.8	0.47	0.9	-	-	15	17	21	
			5.6	0.45	0.95	2	-	27	38	50	
	20	8	2	0.5	1.1	-	-	100	155	210	
			2.3	0.45	0.95	-	-	120	150	200	
			10.3	0.47	0.9	2	-	19	22	28	
		12	5	0.47	0.9	2.3	-	28	31	36	
			5.3	0.75	1.25	2	-	28	42	-	
			5	0.47	0.9	2	-	39	45	56	
			5.7	0.75	1.25	2	-	41	56	-	
			3.5	0.75	1.25	-	-	48	71	-	
			3.3	0.75	1.25	2	-	67	99	-	
			2.4	1	2.5	2	-	97	147	-	
	30	20	8.8	1	2.5	-	24	32	-	-	
			4.2	1	3	2	35	47	-	-	
	40	20	1.5	1	2.5	1	180	220	-	-	
			14	1.4	2.7	-	30	45	-	-	
	60	20	8	1.9	3.2	-	95	125	-	-	

Types in **bold** represent new products

SOT223	SOT457 (SC-74)	SOT23	DFN2020MD-6 (SOT1220)	DFN2020D-6 (SOT1118D)	DFN1010D-3 (SOT1215)
					
6.5 x 3.5 x 1.65	2.9 x 1.5 x 1.0	2.9 x 1.3 x 1.0	2.0 x 2.0 x 0.65	2.0 x 2.0 x 0.65	1.1 x 1.0 x 0.37
1700	600	250	1250	1250	1000
		PMV15UNEA			
		PMV28UNEA			
		PMV65UNEA			
			PMPB10XNEA		
			PMPB12UNEA		
		PMV20XNEA	PMPB20XNEA		
		PMV19XNEA			
			PMPB13XNEA		
			PMPB29XNEA		
				PMDPB56XNEA	
	PMN25ENEA	PMV15ENEA	BUK6D22-30E		
		PMV28ENEA	BUK6D38-30E		
		PMV52ENEA	BUK6D72-30E		
			BUK9D23-40E		
	PMN20ENA		BUK6D23-40E		
			BUK7D25-40E		
	PMN30ENEA	PMV30ENEA	BUK6D30-40E		
		PMV60ENEA			
			BUK6D120-40E		
		PMV130ENEA			
	PMN40ENA		BUK6D43-60E		
	PMN55ENEA	PMV37ENEA	BUK6D56-60E		
			BUK6D77-60E		
	PMN120ENEA	PMV88ENEA	BUK6D125-60E		
	PMN230ENEA	PMV164ENEA	BUK6D210-60E		
		PMV450ENEA			
			BUK6D81-80E		
			BUK6D230-80E		
					PMXB360ENEA
PMT280ENEA	PMN280ENEA	PMV280ENEA	BUK6D335-100E		
PMT560ENEA					
			PMPB15XPA		
		PMV27UPEA			
		NX2301P			
		BSH205G2			
			PMPB20XPEA		
			PMPB29XPEA		
		PMV30XPEA			
			PMPB43XPEA		
	PMN42XPEA				
	PMN48XPA	PMV48XPA			
		PMV65XPEA			
		PMV100XPEA			
			PMPB27EPA		
		PMV50EPEA			
		PMV250EPEA			
			BUK6D43-40P		
			BUK6D120-60P		


Small-signal automotive MOSFETs – High RDS(on)





Package											
Size (mm)											
P _{tot} (mW)											
Polarity	V _{DS} (V)	V _{GS} (V)	I _D (A)	V _{GS(th)} min (V)	V _{GS(th)} max (V)	ESD protection (kV)	R _{DS(on)} typ (mΩ) @ V _{GS} =				
							10 V	4.5 V	2.5 V	1.8 V	
N	30	8	0.4	0.6	1.1	2	-	1000	1400	2000	
			0.36	0.9	1.5	-	900	1000	-	-	
	60	20	0.36	0.48	1.6	1.5	1000	1100	1400	-	
			0.3	1	2.5	2	1000	1300	-	-	
			0.3	1	2.5	3	1100	1300	-	-	
			0.2	0.8	1.5	yes	2700	3000	4000	-	
P	30	8	0.23	0.6	1.1	2	-	2800	5300	-	
	50	20	0.2	1.1	2.1	1	-	5300	6000	-	-



Small-signal automotive MOSFETs – Dual

Package											
Size (mm)											
P _{tot} (mW)											
Polarity	V _{DS} (V)	V _{GS} (V)	I _D (A)	V _{GS(th)} min (V)	V _{GS(th)} max (V)	ESD protection (kV)	R _{DS(on)} typ (mΩ) @ V _{GS} =				
							10 V	4.5 V	2.5 V	1.8 V	
N	30	12	4	0.75	1.25	2	-	55	72	-	
N	20	8	0.73	0.5	0.95	2	-	290	420	600	
P			0.5	0.5	1.3	2	-	670	1200	1800	

Small-signal MOSFETs complementary

Package	Type	Polarity	V _{DS} (V)	V _{GS} (V)	I _D (A)	V _{GSth} min (V)	V _{GSth} max (V)	
SOT363 (SC-88) (2.0 x 1.25 x 0.95) 	NX3008CBKS	N	30	8	0.35	0.6	1.1	
		P	30	8	0.2	0.6	1.1	

SOT23	SOT363 (SC-88)	SOT323 (SC-70)	DFN1006 (SOT883)
			
2.9 x 1.3 x 1.0	2.0 x 1.25 x 0.95	2.0 x 1.25 x 0.95	1.0 x 0.6 x 0.5
250	300	200	250
NX3008NBK	NX3008NBKS	NX3008NBKW	
BSS138P	BSS138PS	BSS138PW	
BSS138BK	BSS138BKS	BSS138BKW	
2N7002BK	2N7002BKS	2N7002BKW	2N7002BKM
2N7002CK			
BSS138AKA			
NX3008PBK	NX3008PBKS	NX3008PBKW	
BSS84AK	BSS84AKS	BSS84AKW	BSS84AKM



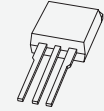

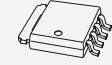
SOT363 (SC-88)	DFN2020D-6 (SOT1118D)
	
2.0 x 1.25 x 0.95	2.0 x 2.0 x 0.65
300	1250
	PMDPB56XNEA
PMGD290UCEA	

t_{on} typ (ns)	t_{off} typ (ns)	QG typ (nC)	ESD protection (kV)	$R_{DS(on)}$ typ (m Ω) @ $V_{GS} =$					
				10 V	4.5 V	2.5 V	1.8 V	1.5 V	1.2 V
26	88	0.52	2	-	1000	1400	2000	-	-
49	103	0.55	2	-	2800	5300	-	-	-

MOSFETs

N-channel 25V-30V Power MOSFETs

Types in **bold** represent new products

Package	Type number	V_{DS} [max] (V)	$R_{DS(on)}$ [max] @ $V_{GS} = 10$ V (m Ω)	$R_{DS(on)}$ [max] @ $V_{GS} = 4.5$ V or 5 V (m Ω)	I_D [max] (A)	$Q_{C(total)}$ [typ] (nC)
TO-220 (SOT78) 	PSMN1R1-30PL	30	1.3	1.6	120	118
	PSMN1R8-30PL	30	1.8	2.3	100	83
	PSMN2R0-30PL	30	2.1	2.8	100	55
	PSMN2R7-30PL	30	2.7	3.6	100	32
	PSMN3R4-30PL	30	3.4	4.1	100	31
	PSMN4R3-30PL	30	4.3	6.2	100	19
	PSMN017-30PL	30	17	23	32	5.1
	PSMN022-30PL	30	22	34	30	4.4
D ² PAK (SOT404) 	PSMNR90-30BL	30	1	1.4	120	118
	PSMN1R5-30BLE	30	1.5	1.85	120	108
	PSMN1R8-30BL	30	1.8	2.1	100	83
	PSMN1R6-30BL	30	1.9	2.2	100	101
	PSMN2R0-30BL	30	2.1	2.9	100	55
	PSMN2R7-30BL	30	3	3.7	100	32
	PSMN3R4-30BL	30	3.3	3.8	100	31
	PSMN3R4-30BLE	30	3.4	5	120	37
	PSMN4R3-30BL	30	4.1	5.2	100	19
	PSMN017-30BL	30	17	23	32	5.1
	PSMN022-30BL	30	22	30	30	4.4
i ² PAK (SOT226) 	PSMN1R1-30EL	30	1.3	1.6	120	118
	PSMN017-30EL	30	17	23	32	5.1
LFPAK56E (SOT1023) 	PSMN0R7-25YLD	25	0.74	0.92	300	50.9
	PSMN1R2-25YL	25	1.2	1.9	100	50.6
	PSMNR58-30YLH	30	0.67	0.9	380	55
	PSMN0R9-30YLD	30	0.87	1.1	300	51
	PSMN1R3-30YL	30	1.3	2	100	46.6
LFPAK56 (Power-SO8) 	PSMNR51-25YLH	25	0.57	0.82	380	53
	PSMNR60-25YLH	25	0.7	1.02	300	43
	PSMN0R9-25YLD	25	0.86	1.2	300	41.5
	PSMN1R0-25YLD	25	1.02	1.4	100	33.2
	PSMN1R1-25YLC	25	1.15	1.5	100	39
	PSMN1R2-25YLD	25	1.15	1.7	100	28
	PSMN1R2-25YLC	25	1.3	1.7	100	31
	PSMN1R5-25YL	25	1.5	2.2	100	36
	PSMN1R7-25YLD	25	1.68	2.4	100	21.5
	PSMN2R0-25YLD	25	2	2.9	100	15.7
	PSMN2R9-25YLC	25	3.15	4.1	100	16
	PSMN4R0-25YLC	25	4.5	5.8	84	10.9
	PSMN5R4-25YLD	25	5.4	8.4	70	5.7
	PSMN6R0-25YLD	25	6.03	10	61	4.9
	PSMN6R0-25YLB	25	6.1	7.9	73	9

N-channel 25V-30V Power MOSFETs

Types in **bold** represent new products

Package	Type number	V_{DS} [max] (V)	$R_{DS(on)}$ [max] @ $V_{GS} = 10\text{ V}$ (m Ω)	$R_{DS(on)}$ [max] @ $V_{GS} = 4.5\text{ V}$ or 5 V (m Ω)	I_D [max] (A)	$Q_{C(total)}$ [typ] (nC)
LFPAK56 (Power-SO8)	PSMNR70-30YLH	30	0.82	1.1	300	46
	PSMN1R0-30YLD	30	1.02	1.3	300	38.2
	PSMN1R0-30YLC	30	1.15	1.4	100	50
	PSMN1R2-30YLD	30	1.24	1.6	100	32
	PSMN1R2-30YLC	30	1.25	1.7	100	38
	PSMN1R4-30YLD	30	1.42	1.9	100	27.6
	PSMN1R5-30YL	30	1.5	1.9	100	36.2
	PSMN1R5-30YLC	30	1.55	2.1	100	30
	PSMN1R7-30YL	30	1.7	2.1	100	36.2
	PSMN2R0-30YLD	30	2	2.5	100	21.8
	PSMN2R0-30YL	30	2	2.6	100	30
	PSMN2R0-30YLE	30	2	3.5	100	41
	PSMN2R2-30YLC	30	2.15	2.8	100	26
	PSMN2R4-30YLD	30	2.4	3.1	100	18
	PSMN2R5-30YL	30	2.4	3.2	100	27
	PSMN2R6-30YLC	30	2.8	3.7	100	18
	PSMN3R0-30YL	30	3	4	100	21
	PSMN3R0-30YLD	30	3	4	100	14.5
	PSMN3R5-30YL	30	3.5	4.6	100	19
	PSMN4R0-30YL	30	4	5.3	100	17.6
	PSMN4R0-30YLD	30	4	5.5	95	9.6
	PSMN4R1-30YLC	30	4.35	5.7	92	11
	PSMN5R0-30YL	30	5	6.7	91	14.1
	PSMN6R0-30YL	30	6	7.9	79	11
	PSMN6R0-30YLD	30	6	8.4	66	6.7
	PSMN6R1-30YLD	30	6.1	8.4	66	6.4
	PSMN6R0-30YLB	30	6.5	8.1	71	9
PSMN7R0-30YL	30	7	9.1	76	10	
PSMN7R0-30YLC	30	7.1	8.9	61	7.9	
PSMN7R5-30YLD	30	7.5	10	51	5.8	
PSMN9R1-30YL	30	9.1	14	57	8.4	
PSMN9R5-30YLC	30	9.8	12	44	5	
PSMN013-30YLC	30	13	17	32	4	
PSMN011-30YLC	30	11.6	15	37	4.9	
PSMN4R5-30YLC	30	4.8	6.1	84	9.6	
LFPAK56-UL2595 (SOT1023A)	PSMN0R9-30ULD	30	0.87	1.09	300	109

N-channel 25V-30V Power MOSFETs

Types in **bold** represent new products

Package	Type number	V_{DS} [max] (V)	$R_{DS(on)}$ [max] @ $V_{GS} = 10$ V (m Ω)	$R_{DS(on)}$ [max] @ $V_{GS} = 4.5$ V or 5 V (m Ω)	I_b [max] (A)	$Q_{G(tot)}$ [typ] (nC)
LFPAK33 (SOT1210)	PSMN1R5-25MLH	25	1.81	2.7	150	17
	PSMN2R0-25MLD	25	2	3.1	70	15.9
	PSMN2R8-25MLC	25	2.8	3.8	70	16.3
	PSMN3R5-25MLD	25	3.51	5.4	70	8.7
	PSMN3R9-25MLC	25	4.15	5.6	70	9.7
	PSMN5R3-25MLD	25	5.3	8.4	70	5.9
	PSMN6R1-25MLD	25	6.13	10	60	4.9
	PSMN9R0-25MLC	25	8.65	11	55	5.4
	PSMN1R6-30MLH	30	1.9	2.6	160	41
	PSMN1R8-30MLH	30	2.1	2.9	150	17
	PSMN2R4-30MLD	30	2.4	3.2	70	16
	PSMN3R0-30MLC	30	3.15	4.1	70	16.1
	PSMN4R2-30MLD	30	4.3	5.7	70	9.2
	PSMN4R4-30MLC	30	4.65	6	70	10.6
	PSMN6R4-30MLD	30	6.4	8.3	66	6.5
	PSMN7R0-30MLC	30	7	9	67	8.2
	PSMN7R5-30MLD	30	7.6	10	57	5.8
	PSMN9R8-30MLC	30	9.8	12	50	5
	PSMN013-30MLC	30	13	17	39	3.7
PSMN020-30MLC	30	18	27	31.8	4.6	






N-channel 40V-60V Power MOSFETs

Types in **bold red** are in development, types in **bold** represent new products

Package	Type number	V_{DS} [max] (V)	$R_{DS(on)}$ [max] @ $V_{GS} = 10$ V (m Ω)	$R_{DS(on)}$ [max] @ $V_{GS} = 4.5$ V or 5 V (m Ω)	I_b [max] (A)	$Q_{G(tot)}$ [typ] (nC)
TO-220 (SOT78)	PSMN1R5-40PS	40	1.6		150	136
	PSMN1R9-40PL	40	1.7	1.9	150	230
	PSMN2R2-40PS	40	2.1		100	110
	PSMN2R1-40PL	40	2.2	2.6	150	168.9
	PSMN2R8-40PS	40	2.8		100	71
	PSMN4R5-40PS	40	4.6		100	35
	PSMN8R0-40PS	40	7.6		77	17
	PSMN2R0-60PSR	60	2		120	137
	PSMN2R0-60PS	60	2.2		120	137
	PSMN2R5-60PL	60	2.6	3.1	150	223
	PSMN2R6-60PS	60	2.6		150	140
	PSMN3R0-60PS	60	3		100	130
	PSMN3R3-60PL	60	3.4	3.8	130	175
	PSMN4R2-60PL	60	3.9	4.3	130	151
	PSMN3R9-60PS	60	3.9		130	103
	PSMN4R6-60PS	60	4.6		100	70.8
	PSMN7R6-60PS	60	7.8		92	38.7
PSMN015-60PS	60	15		50	20.9	
LFPAK88 (SOT1235)	PSMNR55-40SSH	40	0.55			
	PSMNR70-40SSH	40	0.7		425	144
	PSMNR90-40SSH	40	0.9		375	118
	PSMN1R0-40SSH	40	1		325	98
	PSMNR90-50SLH	50	0.92			228
	PSMN1R1-50SLH	50	0.97			184
	PSMN1R2-55SLH	55	0.97			226
PSMN1R5-55SLH	55	1.50			182	
D ² PAK (SOT404)	PSMN1R1-40BS	40	1.3		120	136
	PSMN2R2-40BS	40	2.2		100	130
	PSMN2R8-40BS	40	2.9		100	71
	PSMN4R5-40BS	40	4.5		100	35
	PSMN8R0-40BS	40	7.6		77	21
	PSMN1R7-60BS	60	2		120	137
	PSMN3R0-60BS	60	3.2		100	130
	PSMN4R6-60BS	60	4.4		100	70.8
	PSMN7R6-60BS	60	7.8		92	38.7
	PSMN015-60BS	60	15		50	20.9

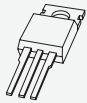
N-channel 40V-60V Power MOSFETs

Types in **bold red** are in development, types in **bold** represent new products


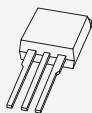
Package	Type number	V_{DS} [max] (V)	$R_{DS(on)}$ [max] @ $V_{GS} = 10$ V (m Ω)	$R_{DS(on)}$ [max] @ $V_{GS} = 4.5$ V or 5 V (m Ω)	I_b [max] (A)	$Q_{G(tot)}$ [typ] (nC)	
I ² PAK (SOT226)	 PSMN2R0-60ES	60	2.2		120	137	
LFPAK56E (SOT1023)		PSMNR90-40YLH	40	0.94	1.2	300	54
		PSMN1R0-40YSH	40	1		290	87
		PSMN1R0-40YLD	40	1.1	1.4	280	127
		PSMN1R5-50YLH	50	1.6			51
LFPAK56 (Power-SO8)		PSMN2R0-55YLH	55	2.24			50
		PSMN1R4-40YLD	40	1.4	1.9	240	96
		PSMN1R5-40YSD	40	1.5		240	71
		PSMN1R7-40YLD	40	1.8	2.3	200	35
		PSMN1R8-40YLC	40	1.8	2.1	100	96
		PSMN1R9-40YSD	40	1.9		200	57
		PSMN2R0-40YLD	40	2	2.7	180	30
		PSMN2R2-40YSD	40	2.2		180	45
		PSMN2R5-40YLD	40	2.6	2.6	160	25
		PSMN2R6-40YS	40	2.8		100	63
		PSMN2R8-40YSD	40	2.8		160	44
		PSMN3R2-40YLD	40	3.3	4.2	120	18
		PSMN3R3-40YS	40	3.3		100	49
		PSMN3R5-40YSD	40	3.5		120	31
		PSMN4R0-40YS	40	4.2		100	38
		PSMN5R8-40YS	40	5.7		90	28.8
		PSMN8R3-40YS	40	8.6		70	20
		PSMN014-40YS	40	14		46	12
		PSMN2R2-50YLH	50	2.2			40
		PSMN2R8-55YLH	55	2.87			39
		PSMN4R0-60YS	60	4		100	56
		PSMN4R1-60YL	60	4.1	4.8	100	103
		PSMN5R2-60YL	60	5.2	6	100	78.4
		PSMN5R5-60YS	60	5.2		100	56
		PSMN5R6-60YL	60	5.6	7.2	100	66.8
		PSMN7R0-60YS	60	6.4		89	45
		PSMN7R5-60YL	60	7.5	8.7	86	60.6
		PSMN8R5-60YS	60	8		76	39
PSMN012-60YS	60	11		59	28.4		
PSMN013-60YL	60	13	15	53	33.2		
PSMN030-60YS	60	15		29	13		
PSMN017-60YS	60	16		44	20		
LFPAK56-UL2595 (SOT1023A)	 PSMN1R0-40ULD	40	1.1	1.4	280	59	
LFPAK33 (SOT1210)		PSMN3R3-40MLD	40	3.3			
		PSMN3R3-40MSD	40	3.3			
		PSMN3R7-40MLD	40	3.7			
		PSMN3R8-40MSD	40	3.8			
		PSMN4R5-40MLD	40	4.5			
		PSMN4R7-40MSD	40	4.7			
		PSMN5R1-40MLD	40	5.1			
		PSMN5R4-40MSD	40	5.4			
		PSMN6R7-40MSD	40	6.7			
		PSMN8R5-40MLD	40	8.5			
		PSMN8R5-40MSD	40	8.5			
		PSMN5R6-50MLH	50	5.6			33
		PSMN6R9-50MLH	50	6.93			27
		PSMN7R3-55MLH	55	7.38			33
		PSMN9R0-55MLH	55	9.12			27
		PSMN011-60ML	60	11	13	61	37.2
PSMN011-60MS	60	11		61	23		

N-channel 75V-200V Power MOSFETs

Package	Type number	$V_{DS} [max] (V)$	$R_{DS(on)} [max] @ V_{GS} = 10 V (m\Omega)$	$R_{DS(on)} [max] @ V_{GS} = 4.5 V \text{ or } 5 V (m\Omega)$	$I_D [max] (A)$	$Q_G(tot) [typ] (nC)$
TO-220 (SOT78)	PSMN3R3-80PS	80	3.3		120	139
	PSMN3R5-80PS	80	3.5		120	139
	PSMN4R4-80PS	80	4.1		100	112
	PSMN4R3-80PS	80	4.3		120	111
	PSMN5R0-80PS	80	4.7		100	87
	PSMN6R5-80PS	80	6.9		100	71
	PSMN8R7-80PS	80	8.7		90	52
	PSMN012-80PS	80	11		74	36
	PSMN017-80PS	80	17		50	26
	PSMN4R3-100PS	100	4.3		120	170
	PSMN4R8-100PSE	100	4.8		120	196
	PSMN5R0-100PS	100	5		120	170
	PSMN5R6-100PS	100	5.6		100	141
	PSMN7R0-100PS	100	6.8		100	125
	PSMN7R8-100PSE	100	7.8		100	128
	PSMN8R5-100PS	100	8.5		100	111
	PSMN9R5-100PS	100	9.6		98	45
	PSMN013-100PS	100	13		68	59
	PSMN016-100PS	100	16		57	49
	PSMN027-100PS	100	27		53	21
	PSMN034-100PS	100	35		32	23.8
	PSMN015-110P	110	15		75	90
	PHP27NQ11T	110	50		27.6	30
	PHP23NQ11T	110	70		23	22
	PHP18NQ11T	110	90		18	21
	PSMN6R3-120PS	120	6.7		70	207.1
	PSMN7R8-120PS	120	7.9		70	167
	PSMN030-150P	150	30		55.5	98
	PHP28NQ15T	150	65		28.5	24
	PSMN057-200P	200	57		39	96
PHP33NQ20T	200	77		32.7	32.2	
PHP20NQ20T	200	130		20	65	








N-channel 75V-200V Power MOSFETs

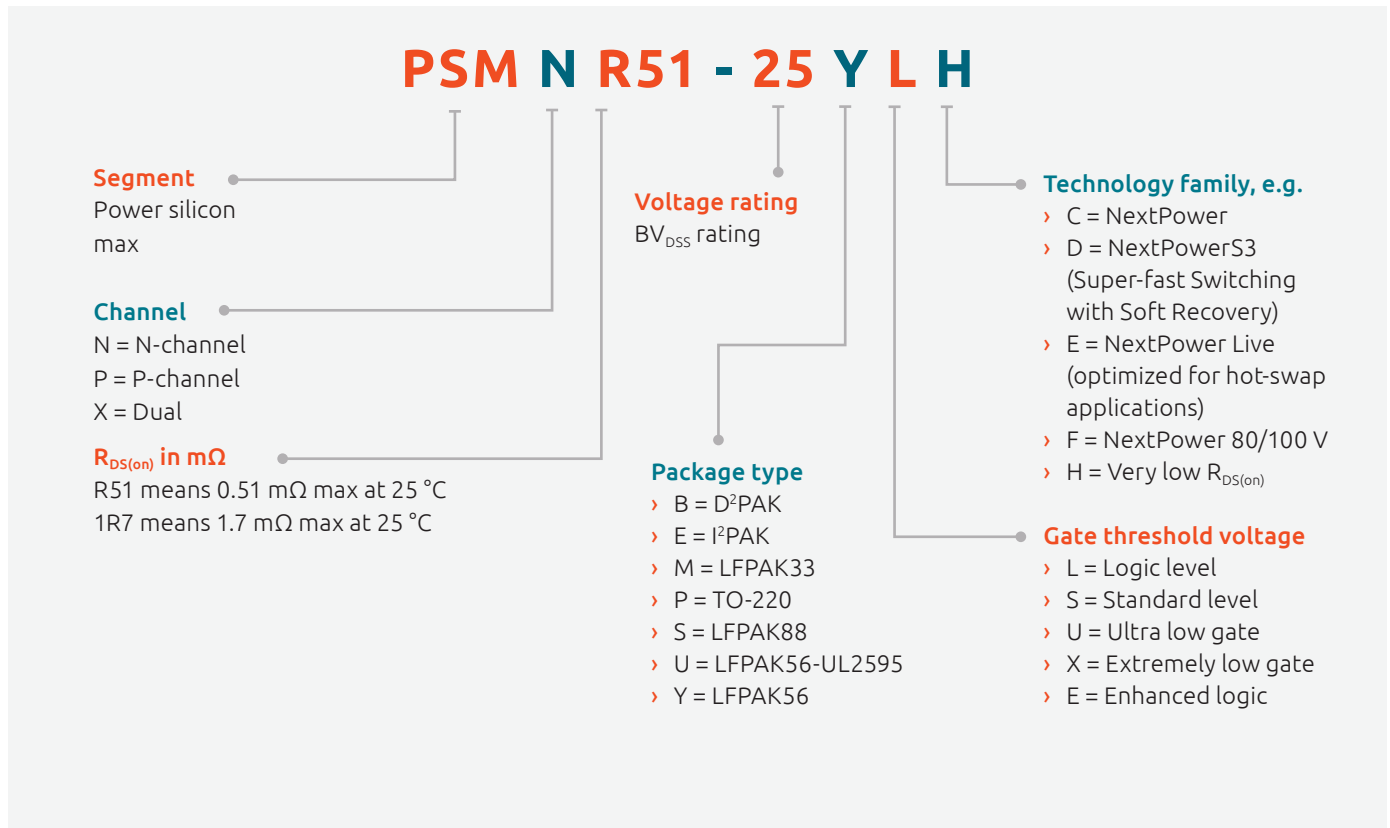
Package	Type number	V_{DS} [max] (V)	$R_{DS(on)}$ [max] @ $V_{GS} = 10$ V (m Ω)	$R_{DS(on)}$ [max] @ $V_{GS} = 4.5$ V or 5 V (m Ω)	I_D [max] (A)	$Q_{G(total)}$ [typ] (nC)
D ² PAK (SOT404) 	PSMN2R8-80BS	80	3		120	139
	PSMN3R3-80BS	80	3.5		120	111
	PSMN4R4-80BS	80	4.5		100	125
	PSMN5R0-80BS	80	5.1		100	101
	PSMN6R5-80BS	80	6.9		100	71
	PSMN8R7-80BS	80	8.7		90	52
	PSMN012-80BS	80	11		74	36
	PSMN017-80BS	80	17		50	26
	PSMN3R8-100BS	100	3.9		120	170
	PSMN3R7-100BSE	100	3.95		120	176
	PSMN4R8-100BSE	100	4.8		120	196
	PSMN5R6-100BS	100	5.6		100	141
	PSMN7R0-100BS	100	6.8		100	125
	PSMN7R6-100BSE	100	7.6		75	128
	PSMN9R5-100BS	100	9.6		89	82
	PSMN013-100BS	100	14		68	59
	PSMN016-100BS	100	16		57	49
	PSMN027-100BS	100	27		37	30
	PSMN034-100BS	100	35		32	23.8
	PHB45NQ15T	150	42		45.1	32
PSMN057-200B	200	57		39	96	
PHB33NQ20T	200	77		32.7	32.2	
I ² PAK (SOT226) 	PSMN5R0-100ES	100	5		120	170
	PSMN7R0-100ES	100	6.8		100	125
	PSMN8R5-100ES	100	8.5		100	111
	PSMN7R8-120ES	120	7.9		70	167

N-channel 75V-200V Power MOSFETs

Types in **bold red** are in development, types in **bold** represent new products



Package	Type number	V_{DS} [max] (V)	$R_{DS(on)}$ [max] @ $V_{GS} = 10\text{ V}$ (m Ω)	$R_{DS(on)}$ [max] @ $V_{GS} = 4.5\text{ V or }5\text{ V}$ (m Ω)	I_D [max] (A)	$Q_{G(tot)}$ [typ] (nC)	
LFPAK56E (SOT1023)		PSMN3R9-100YSF	100	4			
		PSMN8R0-80YL	80	8	8.5	100	104
LFPAK56 (Power-SO8)		PSMN8R2-80YS	80	8.5		82	55
		PSMN010-80YL	80	10	11	84	84.7
		PSMN011-80YS	80	11		67	45
		PSMN013-80YS	80	12.9		60	37
		PSMN014-80YL	80	14	15	62	56.9
		PSMN018-80YS	80	18		45	26
		PSMN025-80YL	80	25	27	37	34.3
		PSMN026-80YS	80	28		34	20
		PSMN041-80YL	80	41	45	25	21.9
		PSMN045-80YS	80	45		24	12.5
		PSMN5R6-100YSF	100	5.6		158	63
		PSMN6R9-100YSF	100	6.9		128	51
		PSMN8R7-100YSF	100	8.7		100	39
		PSMN011-100YSF	100	10.9		79.5	34.3
		PSMN012-100YL	100	12	12	85	118
		PSMN012-100YS	100	12		60	64
		PSMN013-100YSE	100	13		82	75
		PSMN015-100YL	100	15	15	69	86.3
		PSMN016-100YS	100	16		51	54
		PSMN019-100YL	100	19	19	56	72.4
		PSMN021-100YL	100	21	22	49	65.6
		PSMN020-100YS	100	21		43	41
		PSMN028-100YS	100	28		42	33
		PSMN038-100YL	100	38	38	30	39.2
		PSMN039-100YS	100	39		28.1	23
		PSMN069-100YS	100	72		17	14
		PSMN059-150Y	150	59		43	27.9
		PSMN102-200Y	200	102		21.5	30.7
LFPAK33 (SOT1210)		PSMN040-100MSE	100	37		30	30
		PSMN075-100MSE	100	71		18	16.4
SOT873		PML260SN	200	294		8.8	13.3
		PML340SN	220	386		7.3	13.2
LFPAK88 (SOT1235)		PSMN2R0-100SSF	100	2.0			
		PSMN2R0-100SSE	100	2.0			
		PSMN2R5-100SSF	100	2.5			
		PSMN2R5-100SSE	100	2.5			

Power MOSFETs nomenclature




Small-signal MOSFETs

Small-signal MOSFETs in DFN1006 and DFN1006B packages



Package											DFN1006-3 (SOT883)	DFN1006B-3 (SOT883B)					
																	
Size (mm)											1.0 x 0.6 x 0.48	1.0 x 0.6 x 0.37					
P _{tot} (mW)											250	250					
Polarity	V _{DS} (V)	V _{GS} (V)	I _D (A)	V _{GS(th) min} (V)	V _{GS(th) max} (V)	t _{on} typ (ns)	t _{off} typ (ns)	Q _G typ (nC)	ESD protection (kV)	R _{DS(on)} typ (mΩ) @ V _{GS} =							
										10 V	4.5 V	2.5 V	1.8 V	1.5 V	1.2 V		
N-channel	20	8	1.9	0.45	0.95	5.3	16	1.6	2	-	120	160	210	270	-	PMZ130UNE	
			1.6	0.45	0.95	5.3	16	1.6	2	-	170	200	240	300	-		PMZB150UNE
			1	0.5	0.95	6	86	0.45	2	-	270	360	470	600	-	PMZ290UNE2	PMZB290UNE2
			0.6	0.45	0.95	5.6	19	0.4	1	-	470	620	845	1125	2210	PMZ600UNE	PMZB600UNE
	30	8	1.5	0.45	0.95	5	17	1.6	2	-	210	240	270	300	-	PMZ200UNE	PMZB200UNE
			1	0.45	0.95	4	12	0.8	2	-	390	460	30	610	-	PMZ390UNE	PMZB390UNE
			0.59	0.45	0.95	4	12	0.6	2	-	550	660	770	890	-	PMZ550UNE	PMZB550UNE
	60	20	0.45	1.1	2.1	5	12	0.5	2	1000	1300	-	-	-	-	2N700BKM	2N7002BKMB
			0.35	1.1	2.1	4.7	6.9	1	2	2200	2500	-	-	-	-	NX7002BKM	NX7002BKMB
P-channel	20	8	1.4	0.45	0.95	4	26	1.3	1.8	-	330	420	520	-	-	PMZ350UPE	PMZB350UPE
			0.5	0.45	0.95	2.3	13.5	1.19	1	-	1020	1270	1700	2300	3500	PMZ950UPE	PMZB950UPE
	30	8	1	0.45	0.95	2.9	22	1.45	2	-	430	470	750	950	-	PMZ320UPE	PMZB320UPE
			0.41	0.45	0.95	3	14	0.7	2	-	1200	1700	2100	3000	-	PMZ1200UPE	PMZB1200UPE
	50	20	0.23	1.1	2.1	13	48	0.26	1	4500	5700	-	-	-	-	BSS84AKM	BSS84AKMB

Small-signal MOSFETs in DFN0606




Types in **bold** represent new products

Package											DFN0606-3 (SOT8001)						
																	
Size (mm)											0.6 x 0.6 x 0.37						
P _{tot} (mW)											250						
Polarity	V _{DS} (V)	V _{GS} (V)	I _D (A)	V _{GS(th) min} (V)	V _{GS(th) max} (V)	t _{on} typ (ns)	t _{off} typ (ns)	Q _G typ (nC)	ESD protection (kV)	R _{DS(on)} typ (mΩ) @ V _{GS} =							
										10 V	4.5 V	2.5 V	1.8 V	1.5 V	1.2 V		
N-channel	20	8		0.45	0.95	5.6	19	0.4	1	-	470	620	845	1125	2210	PMH600UNE	
	30	8		0.45	0.95	4	12	0.6	2	-	550	660	770	890	-	PMH550UNE	
	60	20		1.1	2.1	4.7	6.9	1	2	2200	2500	-	-	-	-	NX7002BKH	
P-channel	20	8		0.45	0.95	2.3	13.5	1.19	1	-	1020	1270	1700	2300	3500	PMH950UPE	
	30	10		0.45	0.95	3	14	0.7	2	-	1200	1700	2100	3000	-	PMH1200UPE	

Small-signal MOSFETs in DFN1010D-3 single and DFN1010B-3 dual packages



Package													DFN1010D-3 (SOT1215)	DFN1010B-6 (SOT1216)					
																			
Size (mm)													1.1 x 1.0 x 0.37	1.1 x 1.0 x 0.37					
P _{tot} (mW)													1000	350					
Configuration	Polarity	V _{DS} (V)	V _{GS} (V)	I _D (A)	V _{GS(th)} min (V)	V _{GS(th)} max (V)	t _{on} typ (ns)	t _{off} typ (ns)	Q _c typ (nC)	ESD protection (kV)	R _{DS(on)} typ (mΩ) @ V _{GS} =								
											10 V	4.5 V	2.5 V	1.8 V	1.5 V	1.2 V			
Single	N-channel	12	8	3.2	0.4	0.9	6	18	6.6	1	-	34	39	46	50	121	PMXB40UNE		
		20	8	3.2	0.5	0.9	6	17	5.7	1	-	42	48	56	64	-	PMXB43UNE		
		30	20	3.2	1	2	3	11	3.6	-	49	56	-	-	-	-	-	PMXB56EN	
				3.2	1	2.5	3	11	6	1	44	56	-	-	-	-	-	PMXB65ENE	
	80	20	1.1	1.3	2.7	2	9	3	2	345	390	-	-	-	-	-	PMXB360ENEA		
	P-channel	12	8	3.2	0.4	1	6.2	27	6.7	1.5	-	59	78	120	198	880	PMXB65UPE		
		20	8	2.9	0.4	1	6	29	6.8	1	-	69	86	130	205	950	PMXB75UPE		
				1.2	0.45	0.95	3	18	1.25	1.5	-	350	450	600	760	1200	PMXB350UPE		
30		20	2.4	1	2.5	4	16	6.2	1	100	125	-	-	-	-	-	PMXB120EPE		
Dual	N-ch	20	8	0.6	0.45	0.95	5.6	19	0.4	1	-	470	620	845	1125	2210		PMDXB600UNE	
		30	8	0.59	0.45	0.95	4	12	0.6	2	-	550	660	770	890	-		PMDXB550UNE	
		60	20	0.26	1.1	2.1	4.7	6.9	1	2	2200	2500	-	-	-	-	-		NX7002BKXB
	P-ch	20	8	0.5	0.45	0.95	2.3	13.5	1.19	1	-	1020	1270	1700	2300	3500			PMDXB950UPE
		30	8	0.41	0.45	0.95	3	14	0.7	2	-	1200	1700	2100	3000	-			PMDXB1200UPE
				0.59	0.45	0.95	4	12	0.6	2	-	550	660	770	890	-			
Complementary	N	20	8	0.6	0.45	0.95	5.6	19	0.4	1	-	470	620	845	1125	2210			
	P	20	8	0.5	0.45	0.95	2.3	13.5	1.19	1	-	1020	1270	1700	2300	3500			
	N	30	8	0.59	0.45	0.95	4	12	0.6	2	-	550	660	770	890	-			
	P	30	8	0.41	0.45	0.95	3	14	0.7	2	-	1200	1700	2100	3000	-			

Small-signal low-leakage MOSFETs

Package													DFN1006-3 (SOT883)	DFN1006B-3 (SOT883B)	DFN1010B-6 (SOT1216)		
																	
Size (mm)													1.0 x 0.6 x 0.48	1.0 x 0.6 x 0.37	1.1 x 1.0 x 0.37		
P _{tot} (mW)													250	250	350		
ConFig.	Polarity	V _{DS} (V)	V _{GS} (V)	I _D (A)	V _{GS(th)} min (V)	V _{GS(th)} max (V)	I _{DSS} max (nA)	I _{GSS} max (nA)	ESD Protection (kV)	R _{DS(on)} typ (mΩ) @ V _{GS} =							
										4.5 V	2.5 V	1.8 V	1.5 V	1.2 V			
Single	N	20	8	0.6	0.45	0.95	25	50	1	470	620	845	1125	2210	PMZ600UNEL	PMZB600UNEL	
	P	20	8	0.5	0.45	0.95	25	50	1	1020	1270	1700	2300	3500	PMZ950UPEL	PMZB950UPEL	
Dual	N	20	8	0.6	0.45	0.95	25	50	1	470	620	845	1125	2210			PMDXB600UNEL
	P	20	8	0.5	0.45	0.95	25	50	1	1020	1270	1700	2300	3500			PMDXB950UPEL
Compl.	N	20	8	0.6	0.45	0.95	25	50	1	470	620	845	1125	2210			
	P	20	8	0.5	0.45	0.95	25	50	1	1020	1270	1700	2300	3500			PMCXB900UEL




Small-signal MOSFETs in DFN2020MD-6 single and DFN2020-6 dual packages

Types in **bold** represent new products

Package														DFN2020MD-6 (SOT1220)	DFN2020-6 (SOT1118)		
																	
Size (mm)														2.0 x 2.0 x 0.65	2.0 x 2.0 x 0.65		
P _{tot} (mW)														1250	1250		
Configuration	Polarity	V _{DS} (V)	V _{GS} (V)	I _D (A)	V _{GS(th)} min (V)	V _{GS(th)} max (V)	t _{on} typ (ns)	t _{off} typ (ns)	Q _G typ (nC)	ESD protection (kV)	R _{DS(on)} typ (mΩ) @ V _{GS} =						
											10 V	4.5 V	2.5 V	1.8 V			
Single	N-channel	20	8	10.1	0.4	0.9	5	31	20			9	10	16	PMPB8XN		
				11.4	0.4	0.9	10	32	10.9	1	-	16	20	20	PMPB12UNE		
			12.9	0.4	0.9	13	54	23	2.2	-	10	12	16	PMPB10XNE			
			5.9	0.75	1.25	16	49	31	2	-	14	20	-	PMPB20XNEA			
			10.4	0.4	0.9	9	31	13.4	-	-	18	21	23	PMPB15XN			
			10.1	0.4	0.9	9	31	11.6	2	-	19	23	31	PMPB23XNE			
		12	11.3	0.4	0.9	12	54	24	1	-	13	14	17	PMPB13XNE			
			5	0.4	0.9	8	33	12.4	1	-	28	32	37	PMPB29XNE			
			5.5	0.45	1.2	6	21	5.1	-	-	37	55	-	PMPB33XN			
			14	1	2	9	17	13.7			10	13		PMPB10EN			
			13	1	2	9	17	13.7	-	-	12	14	-	-	PMPB11EN		
			10.4	1	2	9	9	7.2	-	-	16.5	20.5	-	-	PMPB20EN		
		20	10	1	2.5	6	28	13	2	-	17	28	-	-	PMPB25ENE		
			6.9	1	2.5	4	17	6	2	-	30	39	-	-	PMPB50ENE		
			5.1	1	2.5	3	15	3.5	2	-	54	70	-	-	PMPB100ENE		
			4	1.3	2.7	4.5	13.5	7.5	2	-	42	48	-	-	PMPB55ENE		
			3	1.3	2.7	4	10.5	6.2	2	-	72	85	-	-	PMPB85ENE		
			2.8	1.3	2.7	5	15	9.9	2	-	80	92	-	-	PMPB95ENE		
	80	20	1.9	1.3	2.7	3.5	9.5	4.8	2	175	195	-	-	PMPB215ENE			
		12	8	13	0.4	0.9	7	69	26			13	17	24	PMPB13UP		
	P-channel	12	8	12.7	0.45	0.9	6	64	22	-	-	14	19	24	PMPB14XP		
				11.8	0.47	0.9	18	85	67			15	17		PMPB15XP		
			20	12	10.3	0.47	0.9	16	43	28.8	-	-	19	21	27	PMPB19XP	
					10.3	0.47	0.9	13	92	30	2.4	-	19	22	28	PMPB20XPE	
					5	0.47	0.9	12	91	30	2.3	-	28	31	36	PMPB29XPE	
				8.5	0.75	1.25	10	43	12.5	2	-	29	45	-	PMPB30XPE		
		7.9		0.47	0.9	12	62	15	-	-	30	35	45	PMPB33XP			
		5		0.47	0.9	9	57	15.6	1	-	39	45	56	PMPB43XPE			
		30	12	5	0.47	0.9	15	28	14	-	-	47	54	74	PMPB47XP		
				9.5	1	2.5	3	28	19	-	-	24	32	-	-	PMPB24EP	
20			8.8	1	2.5	10	28	30			24	32			PMPB27EP		
			6.8	1	2.5	7.4	27	17	-	-	40	55	-	-	PMPB48EP		
			25	10.6	1	2.5	3	60	29			16	22			PMPB16EP	
Dual		N-ch	20	12	5.3	0.4	0.9	4	40	14.4	-	-	32	40	60		PMDPB30XN
			30	12	3.1	0.75	1.25	9	19	2.9	2	-	55	72	-		PMDPB56XNEA
				12	3.1	0.5	1.5	6	18	1.65	1.8	-	95	130	-		PMDPB95XNE2
		P-channel	20	8	4.5	0.45	0.95	7	41	6.3	2	-	58	74	97		PMDPB58UPE
	3.7				0.45	0.95	6	47	5.4	2	-	82	107	142		PMDPB85UPE	
	4.5			0.47	0.9	4	135	16.5	-	-	55	75	110		PMDPB55XP		
	12		4.2	0.75	1.25	7	33	5	2	-	66	98			PMDPB70XPE		
			3.7	0.4	1	6	120	5.7	-	-	80	95	120			PMDPB80XP	
			30	12	3.8	0.45	1	3	112	5.2	-	70	89	-		PMDPB70XP	
	MOSFET-Schottky		P-channel	20	12	3.7	0.4	1	6	120	5.7	-	80	95	120		PMFPB8032XP
	Pre-biased NPN		P	30	12	3.4	0.45	1	3	112	5.2	-	85	105	-		PMC85XP
	Complementary		N	20	12	5.3	0.4	0.9	4	40	14.4	-	-	26	33	50	
P		20	12	4.5	0.4	0.9	4	40	8.1	-	-	55	75	110			

Small-signal MOSFETs in WLCSP4 and WLCSP6 packages






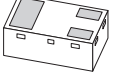
Types in **bold** represent new products

Package															WLCSP4	WLCSP6	WLCSP9
																	
Size (mm)															0.78 × 0.78 × 0.35	1.48 × 0.98 × 0.35	1.48 × 1.48 × 0.35
P _{tot} (mW)															1300	1300	1400
Configuration	Polarity	V _{DS} (V)	V _{GS} (V)	I _D (A)	V _{GS(th)} min (V)	V _{GS(th)} max (V)	t _{on} typ (ns)	t _{off} typ (ns)	Q _G typ (nC)	ESD protection (kV)	R _{DS(on)} typ (mΩ) @ V _{GS} =						
											4.5 V	2.5 V	1.8 V	1.5 V			
WLCSP9	N	12	8	6	0.4	0.9	6.3	30	6	2	36	46	60	86	PMCM4401VNE		
		20	8	5.4	0.4	0.9	4	27	6	2	43	55	65	75	PMCM4401UNE		
	P	12	8	4.9	0.4	0.9	4.8	25.1	6.8	2	55	77	110	-	PMCM4401VPE		
		20	8	4	0.4	0.9	4	31	5.9	2	75	95	130	-	PMCM4401UPE		
				4.2	0.4	0.9	4	26	6	2	65	88	120	-	PMCM4402UPE		
	N	12	8	9.6	0.4	0.9	10.8	97.5	16.1	2	15	18	22	30		PMCM6501VNE	
		20	8	8.7	0.4	0.9	7	100	19	2	17	20	22	30		PMCM6501UNE	
	P	12	8	8.2	0.4	0.9	8	72	19.6	2	19	25	37	-		PMCM6501VPE	
	Single	N	60	20	6.1	0.9	1.5	2	70	30	2	28	31	-			PMCM950ENE

Small-signal MOSFETs single (N-channel)

Package													
Size (mm)													
P _{tot} (mW)													
V _{DS} (V)	V _{GS} (V)	I _D (A)	V _{GS(th)} min (V)	V _{GS(th)} max (V)	t _{on} typ (ns)	t _{off} typ (ns)	Q _G typ (nC)	ESD protection (kV)	R _{DS(on)} typ (mΩ) @ V _{GS} =				
									10 V	4.5 V	2.5 V	1.8 V	
20	8	7	0.4	1	10	32	11	0.5	-	15	18	-	-
		4.7	0.45	1	8.2	39.5	6.2	2	-	24	29	40	-
		1.9	0.4	1	8	31	2.2	2	-	63	77	114	-
		2.2	0.4	1	6	21	2.6	2	-	64	78	110	-
		1.9	0.45	0.95	5.3	16	1.6	2	-	120	155	195	-
		1.6	0.45	0.95	5.3	16	1.6	2	-	155	190	235	-
		1	0.5	0.95	6	86	0.45	2	-	270	360	470	-
	12	0.6	0.45	0.95	5.6	19	0.4	1	-	470	620	845	-
		6.3	0.75	1.25	16	44	9.9	2	-	16	24	-	-
		8.6	0.47	0.9	7	135	7.7	-	-	15	18	22	-
		9.1	0.4	0.9	9	31	12	1	-	15	19	22	-
		5.4	0.4	0.9	7	35	6.2	-	-	24	30	40	-
		6	0.4	0.9	5.5	22	5.1	1	-	28	38	42	-
		1.5	0.45	0.95	5	17	1.6	2	-	210	240	270	-
30	8	1	0.45	0.95	4	12	0.8	2	-	390	460	530	-
		0.59	0.45	0.95	4	12	0.6	2	-	550	660	770	-
		0.4	0.6	1.1	26	88	0.52	2	-	1000	1400	2000	-
		7.2	0.4	0.9	8	33	12.4	2	-	19	22	17	-
	12	5.7	0.4	0.9	9	34	7	-	-	33	42	54	-
		4.4	0.4	0.9	9	34	7	-	-	36	43	56	-
		0.9	0.5	1.5	8	11	0.74	2	-	234	324	-	-
		7.6	1	2	9	9	7.2	-	17	21	-	-	-
	20	5.5	1	2.5	8	33	12.6	2	17	22	-	-	-
		3.9	1	2.5	6.3	14.1	6	2	28	36	-	-	-
		3.1	1	2.5	18	78	6.5	-	28	37	-	-	-
		4.5	1	2.5	3	11	6	1	30	44	-	-	-
		5.1	1	2	3	11	3.6	-	35	43	-	-	-
		2.1	1	2.5	3	15	2.6	2	70	90	-	-	-
0.18		0.8	1.5	10	51	0.34	-	2700	3000	4000	-	-	
6.2		1.3	2.7	2	12	11	-	19	23	-	-	-	
40	20	5.4	1	2.5	4	20	7.8	2	23	30	-	-	-
		2.7	1	2.5	6	12	4.1	1	64	79	-	-	-
		2.5	1	2.5	14	14	2.4	1	95	120	-	-	-
		0.3	0.4	1.3	4	11	1	3	-	2300	2400	3100	-
60	20	4.2	1.3	2.7	3	11	10	-	32	38	-	-	-
		3.1	1.3	2.7	9	33	12.7	2	46	52	-	-	-
		2.1	1.3	2.7	6.4	15.9	5.9	2	96	108	-	-	-
		1.5	1.3	2.7	6.3	13	3.9	2	176	196	-	-	-
		0.8	1.3	2.7	5.3	10.2	2.4	2	300	332	-	-	-
		0.19	0.8	1.5	6	11	0.33	yes	2800	3500	4500	-	-
		0.27	0.5	1.5	7.9	12.5	0.49	2	2100	2200	2600	-	-
		0.1	0.6	1.4	2	5	-	2	2800	3800	-	-	-
		0.19	1.1	2.1	12	34	0.33	yes	3000	3700	-	-	-
		0.27	1.1	2.1	4.7	6.9	1	2	2200	2500	-	-	-
100	20	1.5	1.3	2.7	4.8	9.3	4.5	1	285	300	-	-	-
		1.1	1.3	2.7	5.7	10.2	2.9	1	527	555	-	-	-

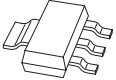






Types in **bold** represent new products

SOT223	SOT457 (SC-74)	SOT23	SOT323 (SC-70)	DFN1006 (SOT883)	DFN1006B (SOT883B)
					
6.5 x 3.5 x 1.65	2.9 x 1.5 x 1.0	2.9 x 1.3 x 1.0	2.0 x 1.25 x 0.95	1.0 x 0.6 x 0.48	1.0 x 0.6 x 0.37
1700	600	250	200	250	250
		PMV15UNEA			
	PMN28UNE	PMV28UNEA			
		PMV65UNE	PMF63UNE		
				PMZ130UNE	
					PMZB150UNE
				PMZ290UNE2	PMZB290UNE2
				PMZ600UNE	PMZB600UNE
		PMV20XNEA			
		PMV16XN			
	PMN16XNE				
		PMV30UN2			
	PMN30UNE				
				PMZ200UNE	PMZB200UNE
				PMZ390UNE	PMZB390UNE
				PMZ550UNE	PMZB550UNE
		NX3008NBK	NX3008NBKW		
		PMV20XNE			
	PMN30UN				
		PMV40UN2			
			PMF250XNE		
		PMV20EN			
	PMN25ENE	PMV15ENEA			
		PMV28ENEA			
		PMV37EN2			
	PMN40ENE	PMV42ENE			
		PMV45EN2			
		PMV90ENE			
		NX3020NAK	NX3020NAKW		
	PMN20ENA				
	PMN30ENEA	PMV30ENEA			
		PMV60ENEA			
		PMV130ENEA			
		BSH111BK			
	PMN40ENA				
	PMN55ENE	PMV55ENEA			
	PMV30ENEA	PMV88ENEA			
	PMN230ENE	PMV164ENEA			
		PMV450ENEA			
		NX138AK			
		NX138BK	NX138BKW		
		BSN20BK			
		NX7002AK	NX7002AKW		
		NX7002BK	NX7002BKW	NX7002BKM	NX7002BKMB
PMT280ENEA	PMN280ENEA	PMV280ENEA			
PMT560ENEA					

Small-signal MOSFETs single (P-channel)

Package													
Size (mm)													
P _{tot} (mW)													
V _{DS} (V)	V _{GS} (V)	I _D (A)	V _{GS(th)} min (V)	V _{GS(th)} max (V)	t _{on} typ (ns)	t _{off} typ (ns)	Q _C typ (nC)	ESD protection (kV)	R _{DS(on)} typ (mΩ) @ V _{GS} =				
									10 V	4.5 V	2.5 V	1.8 V	
20	8	5.6	0.45	0.95	11	83	14.7	2	-	27	38	50	
		5.3	0.45	0.95	41	122	14.7	2	-	30	38	51	
		5.4	0.45	0.95	34	128	15.5	-	-	34	42	57	
		4	0.47	0.9	400	2180	10.5	3	-	50	57	70	
		2	0.5	1.1	7	50	6	-	-	100	155	210	
		1.2	0.45	0.95	33	52	3.3	-	-	170	210	280	
		2.3	0.45	0.95	5	43	3.7	-	-	120	150	200	
		1.4	0.45	0.95	9	35	1.3	1.8	-	330	420	520	
	0.5	0.45	0.95	2.3	13.5	1.19	1	-	1020	1270	1700		
	4.5	0.75	1.25	7.9	59	11	2	-	28	42	-		
	6.8	0.47	0.9	12	62	15	-	-	30	35	48		
	5.7	0.75	1.25	44	60	11.5	2	-	41	56	-		
	4.1 / 3.5	0.75	1.25	24	84	8.5	-	-	48	71	-		
	4.4	0.47	0.9	7	135	7.7	-	-	48	60	82		
	4.7	0.47	0.9	5.1	141	8.5	-	-	50	64	88		
	3.9	0.55	0.95	28	101	7.6	-	-	65	90	-		
	3.3	0.75	1.25	7	36	5	2	-	67	99	-		
	4.1	0.75	1.25	20	57	5.2	2	-	70	101	-		
	3.9	0.47	0.9	6	120	5	-	-	72	88	110		
	3.2	0.47	0.9	6	120	5	-	-	77	95	120		
2	0.65	1.15	48	64	4.8	-	-	90	125	-			
2.3	0.7	1.3	5.3	36	3.4	2	-	100	155	-			
1	0.65	1.15	26	44	2.6	-	-	175	240	-			
30	8	1	0.45	0.95	2.9	22	1.45	2	-	400	480	600	
		0.41	0.45	0.95	3	14	0.7	2	-	1200	1700	2100	
		0.23	0.6	1.1	49	103	0.55	2	-	2800	5300	-	
	20	5.3	1	3	6	36	12.8	2	35	49	-	-	
4.4	1	3	5	19	6.5	2	60	96	-	-	-		
40	20	1.8	1	2.5	10	40	4.7	1	180	220	-	-	
50	20	0.2	1.1	2.1	24	73	0.26	1	5300	6000	-	-	
70	20	2.4	1	3	6	42	10.6	2	130	150	-	-	




Types in **bold** represent new products




SOT223	SOT457 (SC-74)	SOT23	SOT363 (SC-88)	SOT323 (SC-70)	DFN 1006-3 (SOT883)	DFN1006B-3 (SOT883B)
						
6.5 x 3.5 x 1.65	2.9 x 1.5 x 1.0	2.9 x 1.3 x 1.0	2.0 x 1.25 x 0.95	2.0 x 1.25 x 0.95	1.0 x 0.6 x 0.48	1.0 x 0.6 x 0.37
1700	600	250	300	200	250	250
		PMV27UPE				
		PMV33UPE				
		PMV32UP				
		PMV50UPE				
		NX2301P				
		PMV160UP				
		BSH205G2				
					PMZ350UPE	PMZB350UPE
					PMZ950UPE	PMZB950UPE
	PMN30XPE	PMV30XPEA				
	PMN30XP					
	PMN48XP	PMV48XP				
		PMV50XP				
	PMN52XP					
		PMV65XP				
		PMV65XPE				
	PMN70XPE					
	PMN70XP					
		PMV75UP				
			PMG85XP			
		PMV100XPEA				
				PMF170XP		
					PMZ320UPE	PMZB320UPE
					PMZ1200UPE	PMZB1200UPE
		NX3008PBK		NX3008PBKW		
	PMN50EPE	PMV35EPE				
	PMN70EPE	PMV74EPE				
		PMV250EPEA				
		BSS84AK		BSS84AKW	BSS84AKM	BSS84AKMB
PMT200EPE						

Small-signal MOSFETs dual

Package										
Size (mm)										
P _{tot} (mW)										
Polarity	V _{DS} (V)	V _{GS} (V)	I _D (A)	V _{GS(th)} min (V)	V _{GS(th)} max (V)	t _{on} typ (ns)	t _{off} typ (ns)	Q _c typ (nC)	ESD protection (kV)	
N-channel	20	8	0.6	0.45	0.95	5.6	19	0.4	1	
		12	5.3	0.4	0.9	4	40	14.4	-	
	30	8	0.59	0.45	0.95	4	12	0.6	2	
			0.35	0.6	1.1	26	88	0.52	2	
		12	3.1	0.75	1.25	9	19	2.9	2	
			3.1	0.5	1.5	6	18	1.65	1.8	
		20	1	0.5	1.5	6.5	14	0.7	2	
			0.18	0.8	1.5	10	51	0.34	yes	
	60	20	0.18	0.8	1.5	6	11	0.33	yes	
			0.26	0.5	1.5	7.9	12.5	0.49	2	
			0.17	1.1	2.1	12	34	0.33	yes	
			0.26	1.1	2.1	4.7	6.9	1	2	
P-channel	20	8	4.5	0.45	0.95	7	41	6.3	2	
			0.5	0.45	0.95	2.3	13.5	1.19	1	
			3.7	0.45	0.95	6	47	5.4	2	
		12	4.5	0.47	0.9	4	135	16.5	-	
			4.2	0.75	1	7	33	5	2	
			3.7	0.4	1	6	120	5.7	-	
	30	8	0.41	0.45	0.95	3	14	0.7	2	
			0.2	0.6	1.1	49	103	0.55	2	
		12	3.8	0.45	1	3	112	5.2	-	
	50	20	0.16	1.1	2.1	24	73	0.26	1	

Small-signal MOSFETs complementary

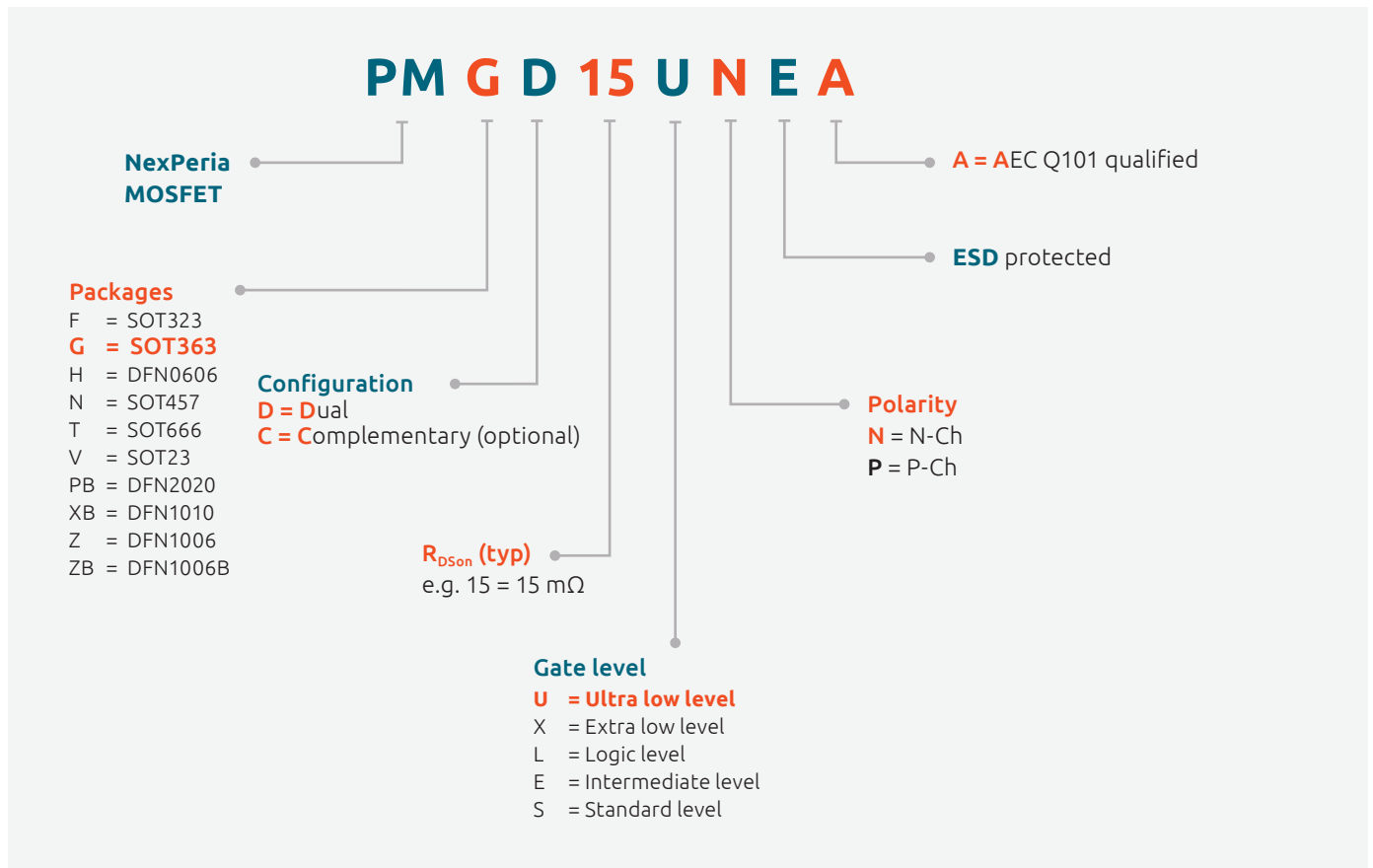
Package	Type	Polarity	V _{DS} (V)	V _{GS} (V)	I _D (A)	V _{GS(th)} min (V)	V _{GS(th)} max (V)	
 SOT363 (SC-88) (2.0 x 1.25 x 0.95)	NX3008CBKS	N	30	8	0.35	0.6	1.1	
		P	30	8	0.2	0.6	1.1	
	NX6020CAKS	N	60	20	0.17	1.1	2.1	
		P	50	20	0.16	1.1	2.1	
 DFN1010B-6 (1.1 x 1.0 x 0.37)	PMCXB900UE	N	20	8	0.6	0.45	0.95	
		P	20	8	0.5	0.45	0.95	
	PMCXB1000UE	N	30	8	0.59	0.45	0.95	
		P	30	8	0.41	0.45	0.95	
 DFN2020-6 (2.0 x 2.0 x 0.65)	PMCPB5530X	N	20	12	5.3	0.4	0.9	
		P	20	12	4.5	0.47	0.9	

					SOT363 (SC-88)	DFN2020-6 (SOT1118)	DFN1010B-6 (SOT1216)			
										
					2.0 x 1.25 x 0.95	2.0 x 2.0 x 0.65	1.0 x 1.0 x 0.37			
					300	1250	350			
R _{DS(on)} typ (mΩ) @ V _{GS} =										
					10 V	4.5 V	2.5 V	1.8 V		
	-	470	620	845					PMDXB600UNE	
	-	32	40	60					PMDPB30XN	
	-	550	660	770					PMDXB550UNE	
	-	1000	1400	2000	NX3008NBKS					
	-	55	72	-					PMDPB56XNEA	
	-	95	130	-					PMDPB95XNE2	
	-	170	240	-	PMGD175XNE					
	2700	3000	4000	-	NX3020NAKS					
	2800	3500	4500	-	NX138AKS					
	2100	2200	2600	-	NX138BKS					
	3000	3700	-	-	NX7002AKS					
	2200	2500	-	-	NX7002BKS				NX7002BKXB	
	-	58	74	97					PMDPB58UPE	
	-	1020	1270	1700					PMDXB950UPE	
	-	82	107	142					PMDPB85UPE	
	-	55	75	110					PMDPB55XP	
	-	66	98	-					PMDPB70XPE	
	-	80	95	120					PMDPB80XP	
	-	1200	1700	2100					PMDXB1200UPE	
	-	2800	5300	-	NX3008PBKS					
	-	70	89	-					PMDPB70XP	
	4500	5700	-	-	BSS84AKS					

MOSFETs

t _{on} typ (ns)	t _{off} typ (ns)	Q _G typ (nC)	ESD protection (kV)	R _{DS(on)} typ (mΩ) @ V _{GS} =					
				10 V	4.5 V	2.5 V	1.8 V	1.5 V	1.2 V
26	88	0.52	2	-	1000	1400	2000	-	-
49	103	0.55	2	-	2800	5300	-	-	-
6	20	0.33	yes	3000	3700				
13	48	0.26	1	4500	5700				
5.6	19	0.4	1	-	470	620	845	1125	2210
2.3	13.5	1.19	1	-	1020	1270	1700	2300	3500
4	12	0.6	2	-	550	660	770	890	-
3	14	0.7	2	-	1200	1700	2100	3000	-
19	56	14.4	-	-	26	33	50	-	-
18	56	16.5	-	-	55	75	110	-	-

Small-signal MOSFETs nomenclature





Automotive analog & logic ICs	112
Q100 Standard logic functions and packages.....	112
Q100 mini logic functions and packages.....	127
Asynchronous interface analog & logic ICs	135
Buffers/Inverters/Drivers.....	135
Schmitt-triggers.....	142
Transceivers.....	145
Voltage translators (level-shifters).....	146
Analog Switches	148
I/O expansion	149
Bus Switches.....	150
Decoders/Demultiplexers.....	151
Digital Multiplexers.....	152
Shift Registers.....	152
Synchronous interface analog & logic ICs.....	154
Latches/Registered drivers.....	154
Flip-flops	156
FIFO registers.....	158
Counters/frequency dividers.....	158
Multivibrators.....	159
Phase-locked loops	159
Control analog & logic ICs.....	160
AND Gates	160
Combination Gates	161
Configurable Gates	161
EXCLUSIVE-NOR Gates	162
EXCLUSIVE-OR Gates	162
NAND Gates.....	162
NOR Gates	164
OR Gates	165
Digital comparators	166
Parity generators-checkers.....	166
Nomenclatures	167

Q100 Standard logic functions and packages

Analog switches

Type number	Description	Features					Package (suffix)								
		Configuration	V _{cc} (V)	R _{ON} (Ω)	R _{ON} (FLAT) (Ω)	T _{amb} (°C)	SOT108-1 (D)	SOT402-1 (PW)	SOT762-1 (BQ)	SOT109-1 (D)	SOT403-1 (PW)	SOT763-1 (BQ)	SOT137-1 (D)	SOT355-1 (PW)	SOT1815-1 (BQ)
74HC4051-Q100	Single-pole, octal-throw analog switch	SP8T-Z	2.0 - 10.0	200	20	-40 to 125				•	•	•			
74HCT4051-Q100	Single-pole, octal-throw analog switch; TTL-enabled	SP8T-Z	4.5 - 5.5	225	20	-40 to 125				•	•	•			
74HC4052-Q100	Dual single-pole, quad-throw analog switch	SP4T-Z	2.0 - 10.0	200	20	-40 to 125				•	•	•			
74HCT4052-Q100	Dual single-pole, quad-throw analog switch; TTL-enabled	SP4T-Z	4.5 - 5.5	200	20	-40 to 125				•	•	•			
74HC4053-Q100	Triple single-pole, double-throw analog switch	SP8T-Z	2.0 - 10.0	200	20	-40 to 125				•	•	•			
74HCT4053-Q100	Triple single-pole, double-throw analog switch; TTL-enabled	SP8T-Z	4.5 - 5.5	200	20	-40 to 125				•	•	•			
74HC4066-Q100	Quad single-pole, single-throw analog switch	SPST-NO	2.0 - 10.0	105	23	-40 to 125	•	•	•						
74HCT4066-Q100	Quad single-pole, single-throw analog switch; TTL-enabled	SPST-NO	4.5 - 5.5	118	23	-40 to 125	•	•	•						
74HC4067-Q100	Single-pole, 16-throw analog switch	SP16T-Z	2.0 - 10.0	200	25	-40 to 125							•	•	•
74HCT4067-Q100	Single-pole, 16-throw analog switch; TTL-enabled	SP16T-Z	4.5 - 5.5	225	25	-40 to 125							•	•	•
74HC4851-Q100	Single-pole, octal-throw analog switch	SP8T-Z	2.0 - 10.0	220	-	-40 to 125				•	•	•			
74HCT4851-Q100	Single-pole, octal-throw analog switch; TTL-enabled	SP8T-Z	4.5 - 5.5	240	-	-40 to 125				•	•	•			
74HC4852-Q100	Dual single-pole, quad-throw analog switch	SP4T-Z	2.0 - 10.0	220	-	-40 to 125				•	•	•			
74HCT4852-Q100	Dual single-pole, quad-throw analog switch; TTL-enabled	SP4T-Z	4.5 - 5.5	240	-	-40 to 125				•	•	•			
74LV4052-Q100	Dual single-pole, quad-throw analog switch	SP4T-Z	1.0 - 6.0	125	15	-40 to 125				•	•				
74LV4053-Q100	Triple single-pole, double-throw analog switch	SPDT-Z	1.0 - 6.0	150	30	-40 to 125				•	•	•			
74LVC4066-Q100	Quad single-pole, single-throw analog switch	SPST-NO	1.65 - 5.5	15	1.5	-40 to 125	•	•	•						
HEF4051B-Q100	Single-pole, octal-throw analog switch	SP8T-Z	3.0 - 15	175	30	-40 to 85				•	•				
HEF4052B-Q100	Dual single-pole, quad-throw analog switch	SP4T-Z	3.0 - 15	175	30	-40 to 85				•	•				
HEF4053B-Q100	Triple single-pole, double-throw analog switch	SPDT-Z	3.0 - 15	175	30	-40 to 85				•	•				
HEF4066B-Q100	Quad single-pole, single-throw analog switch	SPST-NO	3.0 - 15	175	20	-40 to 85	•								
HEF4067B-Q100	Single-pole, 16-throw analog switch	SP16T-Z	3.0 - 15	175	20	-40 to 85							•		

Buffers/Inverters

Type number	Description	Features				Package (suffix)									
		V _{cc} (V)	I _o (mA)	t _{pd} (ns)	T _{amb} (°C)	SOT108-1 (D)	SOT402-1 (PW)	SOT762-1 (BQ)	SOT109-1 (D)	SOT403-1 (PW)	SOT163-1 (D)	SOT360-1 (PW)	SOT764-1 (BQ)	SOT362-1 (DGG)	SOT480-1 (DGV)
74AHC04-Q100	Hex inverter	2.0 - 5.5	± 8	3.0	-40 to 125	•	•	•							
74AHT04-Q100	Hex inverter; TTL-enabled	4.5 - 5.5	± 8	3.0	-40 to 125	•	•	•							
74AHC125-Q100	Quad buffer/line driver (3-state)	2.0 - 5.5	± 8	3.0	-40 to 125	•	•	•							
74AHT125-Q100	Quad buffer/line driver; TTL-enabled (3-state)	4.5 - 5.5	± 8	3.0	-40 to 125	•	•	•							
74AHC126-Q100	Quad buffer/line driver (3-state)	2.0 - 5.5	± 8	3.3	-40 to 125	•	•	•							
74AHT126-Q100	Quad buffer/line driver; TTL-enabled (3-state)	4.5 - 5.5	± 8	3.0	-40 to 125	•	•	•							
74AHC240-Q100	Octal inverter/line driver (3-state)	2.0 - 5.5	± 8	2.8	-40 to 125						•	•	•		
74AHT240-Q100	Octal inverter/line driver; TTL-enabled (3-state)	4.5 - 5.5	± 8	3.0	-40 to 125						•	•	•		
74AHC244-Q100	Octal buffer/line driver (3-state)	2.0 - 5.5	± 8	3.5	-40 to 125						•	•	•		•
74AHT244-Q100	Octal buffer/line driver; TTL-enabled (3-state)	4.5 - 5.5	± 8	3.5	-40 to 125						•	•	•		
74AHC541-Q100	Octal buffer/line driver (3-state)	2.0 - 5.5	± 8	3.5	-40 to 125						•	•	•		
74AHT541-Q100	Octal buffer/line driver; TTL-enabled (3-state)	4.5 - 5.5	± 8	3.5	-40 to 125						•	•	•		
74AHCU04-Q100	Hex inverter; unbuffered	2.0 - 5.5	± 8	2.4	-40 to 125	•	•	•							
74ALVC125-Q100	Quad buffer/line driver (3-state)	1.65 - 3.6	± 24	1.8	-40 to 85	•	•	•							
74ALVC541-Q100	Octal buffer/line driver (3-state)	1.65 - 3.6	± 24	2.3	-40 to 85						•	•	•		•
74HC05-Q100	Hex inverter; open-drain	2.0 - 6.0	5.2	11	-40 to 125	•	•	•							
74HC04-Q100	Hex inverter	2.0 - 6.0	± 5.2	7.0	-40 to 125	•	•	•							
74HCT04-Q100	Hex inverter; TTL-enabled	4.5 - 5.5	± 4.0	8.0	-40 to 125	•	•	•							
74HC125-Q100	Quad buffer/line driver (3-state)	2.0 - 6.0	± 7.8	9.0	-40 to 125	•	•								
74HCT125-Q100	Quad buffer/line driver; TTL-enabled (3-state)	4.5 - 5.5	± 6	12	-40 to 125	•	•								
74HC126-Q100	Quad buffer/line driver (3-state)	2.0 - 6.0	± 7.8	9.0	-40 to 125	•	•								
74HCT126-Q100	Quad buffer/line driver; TTL-enabled (3-state)	4.5 - 5.5	± 6	11	-40 to 125	•	•								
74HC240-Q100	Octal inverter/line driver (3-state)	2.0 - 6.0	± 7.8	9.0	-40 to 125						•	•	•		
74HCT240-Q100	Octal inverter/line driver; TTL-enabled (3-state)	4.5 - 5.5	± 6	9.0	-40 to 125						•	•	•		
74HC244-Q100	Octal buffer/line driver (3-state)	2.0 - 6.0	± 7.8	9.0	-40 to 125						•	•	•		
74HCT244-Q100	Octal buffer/line driver; TTL-enabled (3-state)	4.5 - 5.5	± 6	11	-40 to 125						•	•	•		
74HC365-Q100	Hex buffer/line driver (3-state)	2.0 - 6.0	± 7.8	9.0	-40 to 125						•	•			
74HCT365-Q100	Hex buffer/line driver; TTL-enabled (3-state)	4.5 - 5.5	± 6	11	-40 to 125						•	•			
74HC366-Q100	Hex inverter/line driver (3-state)	2.0 - 6.0	± 7.8	10	-40 to 125						•	•			
74HCT366-Q100	Hex inverter/line driver; TTL-enabled (3-state)	4.5 - 5.5	± 6	11	-40 to 125						•	•			
74HC540-Q100	Octal inverter/line driver (3-state)	2.0 - 6.0	± 7.8	9.0	-40 to 125						•				
74HCT540-Q100	Octal inverter/line driver; TTL-enabled (3-state)	4.5 - 5.5	± 6	11	-40 to 125						•				
74HC541-Q100	Octal buffer/line driver (3-state)	2.0 - 6.0	± 7.8	10	-40 to 125						•	•			

Buffers/Inverters

Type number	Description	Features				Package (suffix)									
		V _{CC} (V)	I _O (mA)	t _{pd} (ns)	T _{amb} (°C)	SOT108-1 (D)	SOT402-1 (PW)	SOT762-1 (BQ)	SOT109-1 (D)	SOT403-1 (PW)	SOT163-1 (D)	SOT360-1 (PW)	SOT764-1 (BQ)	SOT362-1 (DGG)	SOT480-1 (DGV)
74HCT541-Q100	Octal buffer/line driver; TTL-enabled (3-state)	4.5 - 5.5	± 6	12	-40 to 125						•	•			
74HCU04-Q100	Hex inverter; unbuffered	2.0 - 6.0	± 5.2	5.0	-40 to 125	•	•	•							
74LV244-Q100	Octal buffer/line driver (3-state)	1.0 - 5.5	± 16	8.0	-40 to 125						•	•			
74LVC04A-Q100	Hex inverter	1.65 - 5.5	± 24	2.0	-40 to 125	•	•	•							
74LVC06A-Q100	Hex inverter; open-drain	1.65 - 5.5	32	2.2	-40 to 125	•	•	•							
74LVC07A-Q100	Hex buffer; open-drain	1.65 - 5.5	32	2.2	-40 to 125	•	•	•							
74LVC125A-Q100	Quad buffer/line driver (3-state)	1.2 - 3.6	± 24	2.4	-40 to 125	•	•	•							
74LVC126A-Q100	Quad buffer/line driver (3-state)	1.2 - 3.6	± 24	2.4	-40 to 125	•	•	•							
74LVC541A-Q100	Octal buffer/line driver (3-state)	1.2 - 3.6	± 24	3.3	-40 to 125						•	•	•		
74LVC16240A-Q100	16-bit inverter/line driver (3-state)	1.2 - 3.6	± 24	2.7	-40 to 125									•	
74LVC244A-Q100	Octal buffer/line driver (3-state)	1.2 - 3.6	± 24	2.8	-40 to 125						•	•	•		
74LVCH244A-Q100	Octal buffer/line driver with bus hold (3-state)	1.2 - 3.6	± 24	2.8	-40 to 125						•	•	•		
74LVC16244A-Q100	16-bit buffer/line driver (3-state)	1.2 - 3.6	± 24	3.0	-40 to 125									•	•
74LVCH16244A-Q100	16-bit buffer/line driver with bus hold (3-state)	1.2 - 3.6	± 24	3.0	-40 to 125									•	•
74LVCU04A-Q100	Hex inverter; unbuffered	1.2 - 3.6	± 24	2.0	-40 to 125	•	•								
74LVT04-Q100	Hex inverter	2.7 - 3.6	-20 / +32	2.6	-40 to 85	•	•								
74LVT244A-Q100	Octal buffer/line driver with bus hold (3-state)	2.7 - 3.6	-32 / +64	2.6	-40 to 85						•	•			
74LVTH244A-Q100	Octal buffer/line driver with bus hold (3-state)	2.7 - 3.6	-32 / +64	2.6	-40 to 85						•	•			
74VHC126-Q100	Quad buffer/line driver (3-state)	2.0 - 5.5	± 8	3.3	-40 to 125	•	•	•							
74VHCT126-Q100	Quad buffer/line driver; TTL-enabled (3-state)	4.5 - 5.5	± 8	3.0	-40 to 125	•	•	•							
74VHC541-Q100	Octal buffer/line driver (3-state)	2.0 - 5.5	± 8	3.5	-40 to 125						•	•	•		
74VHCT541-Q100	Octal buffer/line driver; TTL-enabled (3-state)	4.5 - 5.5	± 8	3.5	-40 to 125						•	•	•		
HEF4049B-Q100	Hex inverter/line driver	3.0 - 15.0	-3 / +20	20	-40 to 85				•						
HEF4050B-Q100	Hex buffer/line driver	3.0 - 15.0	-3 / +20	40	-40 to 85				•						
HEF4069UB-Q100	Hex inverter; unbuffered	3.0 - 15.0	± 3.4	15	-40 to 85	•	•								

Counters/Frequency dividers

Type number	Description	Features				Package (suffix)					
		V _{CC} (V)	I _O (mA)	t _{pd} (ns)	T _{amb} (°C)	SOT108-1 (D)	SOT402-1 (PW)	SOT762-1 (BQ)	SOT109-1 (D)	SOT403-1 (PW)	SOT763-1 (BQ)
74HC161-Q100	Presetable synchronous 4-bit binary counter; asynchronous reset	2.0 - 6.0	± 5.2	19	-40 to 125				•	•	
74HC163-Q100	Presetable synchronous 4-bit binary counter; synchronous reset	2.0 - 6.0	± 5.2	17	-40 to 125				•	•	
74HCT163-Q100	Presetable synchronous 4-bit binary counter; synchronous reset; TTL-enabled	4.5 - 5.5	± 4.0	20	-40 to 125				•	•	
74HC193-Q100	Presetable synchronous 4-bit binary up/down counter	2.0 - 6.0	± 5.2	20	-40 to 125				•	•	
74HCT193-Q100	Presetable synchronous 4-bit binary up/down counter; TTL-enabled	4.5 - 5.5	± 4.0	20	-40 to 125				•	•	
74HC393-Q100	Dual 4-bit binary ripple counter	2.0 - 6.0	± 5.2	12	-40 to 125	•	•	•			
74HCT393-Q100	Dual 4-bit binary ripple counter; TTL-enabled	4.5 - 5.5	± 4.0	20	-40 to 125	•	•	•			
74HC4017-Q100	Johnson decade counter with 10 decoded outputs	2.0 - 6.0	± 5.2	18	-40 to 125				•	•	•
74HCT4017-Q100	Johnson decade counter with 10 decoded outputs; TTL-enabled	4.5 - 5.5	± 4.0	21	-40 to 125				•		•
74HC4020-Q100	14-stage binary ripple counter	2.0 - 6.0	± 5.2	11	-40 to 125				•	•	•
74HCT4020-Q100	14-stage binary ripple counter; TTL-enabled	4.5 - 5.5	± 4.0	15	-40 to 125				•	•	•
74HC4024-Q100	7-stage binary ripple counter	2.0 - 6.0	± 5.2	14	-40 to 125	•	•				
74HC4040-Q100	12-stage binary ripple counter	2.0 - 6.0	± 5.2	14	-40 to 125				•	•	•
74HCT4040-Q100	12-stage binary ripple counter; TTL-enabled	4.5 - 5.5	± 4.0	16	-40 to 125				•	•	•
74HC4060-Q100	14-stage binary ripple counter with oscillator	2.0 - 6.0	± 5.2	31	-40 to 125				•	•	•
74HCT4060-Q100	14-stage binary ripple counter with oscillator; TTL-enabled	4.5 - 5.5	± 4.0	31	-40 to 125				•		•
74HC4520-Q100	Dual 4-bit synchronous binary counter	2.0 - 6.0	± 5.2	24	-40 to 125				•		
74HCT4520-Q100	Dual 4-bit synchronous binary counter; TTL-enabled	4.5 - 5.5	± 4.0	24	-40 to 125				•		
74LV393-Q100	Dual 4-bit binary ripple counter	1.0 - 3.6	± 6	12	-40 to 125	•	•				
HEF4017B-Q100	5-stage Johnson decade counter	3.0 - 15	± 2.4	40	-40 to 85				•		
HEF4020B-Q100	14-stage binary ripple counter	3.0 - 15	± 2.4	30	-40 to 85				•		
HEF4040B-Q100	12-stage binary ripple counter	3.0 - 15	± 2.4	35	-40 to 85				•		
HEF4060B-Q100	14-stage binary ripple counter with oscillator	3.0 - 15	± 2.4	50	-40 to 85				•		
HEF4541B-Q100	Programmable timer	3.0 - 15	-4/ + 2.7	38	-40 to 85	•					
HEF4520B-Q100	Dual 4-bit synchronous binary counter	3.0 - 15	± 2.4	15	-40 to 85				•		

Bus switches

Types in **bold** represent new products

Type number	Description	Features				Package (suffix)							
		V _{CC} (V)	V _{PASS} (V)	R _{ON} (Ω)	T _{amb} (°C)	SOT402-1 (PW)	SOT762-1 (BQ)	SOT109-1 (D)	SOT403-1 (PW)	SOT763-1 (BQ)	SOT163-1 (D)	SOT360-1 (PW)	SOT764-1 (BQ)
74CB3Q3257-Q100	4-bit 1-of-2 mux/demux with charge pump	2.3 - 3.6	3.3	4	-40 to 85				•				
74CBTLV3125-Q100	Quad bus switch	2.3 - 3.6	3.3	7	-40 to 125	•							
74CBTLV3126-Q100	Quad bus switch	2.3 - 3.6	3.3	7	-40 to 125	•	•						
74CBTLV3253-Q100	Dual 4:1 mux/demux	2.3 - 3.6	3.3	7	-40 to 125			•	•	•			
74CBTLV3257-Q100	Quad 2:1 mux/demux	2.3 - 3.6	3.3	7	-40 to 125			•	•	•			
74CBTLV3245-Q100	Octal bus switch	2.3 - 3.6	3.3	7	-40 to 125						•	•	
74CBTLVD3245-Q100	Octal bus switch level translator	3.0 - 3.6	1.8	7	-40 to 125						•	•	
CBT3245A-Q100	Octal bus switch	4.0 - 5.5	3.9	7	-40 to 85					•	•	•	

Digital decoders/Demultiplexers

Type number	Description	Features				Package (suffix)		
		V _{CC} (V)	I _O (mA)	t _{pd} (ns)	T _{amb} (°C)	SOT109-1 (D)	SOT403-1 (PW)	SOT763-1 (BQ)
74AHC138-Q100	3-to-8 line decoder/demultiplexer; inverting	2.0 - 5.5	± 8	4.4	-40 to 125	•	•	•
74AHCT138-Q100	3-to-8 line decoder/demultiplexer; inverting; TTL-enabled	4.5 - 5.5	± 8	4.4	-40 to 125	•	•	•
74AHC139-Q100	Dual 2-to-4 line decoder/demultiplexer	2.0 - 5.5	± 8	3.9	-40 to 125	•	•	
74AHCT139-Q100	Dual 2-to-4 line decoder/demultiplexer; TTL-enabled	4.5 - 5.5	± 8	3.6	-40 to 125	•	•	
74HC237-Q100	3-to-8 decoder/demultiplexer with address latches	2.0 - 6.0	± 5.2	18	-40 to 125	•		
74HC138-Q100	3-to-8 line decoder/demultiplexer; inverting	2.0 - 6.0	± 5.2	12	-40 to 125	•	•	•
74HCT138-Q100	3-to-8 line decoder/demultiplexer; inverting; TTL-enabled	4.5 - 5.5	± 4	19	-40 to 125	•	•	•
74HC139-Q100	Dual 2-to-4 line decoder/demultiplexer	2.0 - 6.0	± 5.2	14	-40 to 125	•	•	
74HCT139-Q100	Dual 2-to-4 line decoder/demultiplexer; TTL-enabled	4.5 - 5.5	± 4	16	-40 to 125	•	•	
74HC238-Q100	3-to-8 decoder/demultiplexer	2.0 - 6.0	± 5.2	14	-40 to 125	•	•	•
74HCT238-Q100	3-to-8 decoder/demultiplexer; TTL-enabled	4.5 - 5.5	± 4	18	-40 to 125	•	•	•
74LVC138A-Q100	3-to-8 line decoder/demultiplexer; inverting	1.2 - 3.6	± 24	2.7	-40 to 125	•	•	•
HEF4555B-Q100	Dual 1-to-4 line decoder/demultiplexer	3.0 - 15	± 2.4	30	-40 to 85	•		

Digital multiplexers

Type number	Description	Features				Package (suffix)		
		V _{cc} (V)	I _o (mA)	t _{pd} (ns)	T _{amb} (°C)	SOT109-1 (D)	SOT403-1 (PW)	SOT763-1 (BQ)
74AHC157-Q100	Quad 2-input multiplexer	2.0 - 5.5	± 8	3.2	-40 to 125	•	•	•
74AHCT157-Q100	Quad 2-input multiplexer; TTL-enabled	4.5 - 5.5	± 8	3.2	-40 to 125	•	•	•
74AHC257-Q100	Quad 2-input multiplexer (3-State)	2.0 - 5.5	± 8	2.9	-40 to 125	•	•	
74AHCT257-Q100	Quad 2-input multiplexer; TTL-enabled (3-State)	4.5 - 5.5	± 8	3.7	-40 to 125	•	•	
74HC151-Q100	8-input multiplexer	2.0 - 6.0	± 5.2	17	-40 to 125	•	•	
74HCT151-Q100	8-input multiplexer; TTL-enabled	4.5 - 5.5	± 4	19	-40 to 125	•	•	
74HC153-Q100	Dual 4-input multiplexer	2.0 - 6.0	± 5.2	17	-40 to 125	•	•	
74HCT153-Q100	Dual 4-input multiplexer; TTL-enabled	4.5 - 5.5	± 4	19	-40 to 125	•	•	
74HC157-Q100	Quad 2-input multiplexer	2.0 - 6.0	± 5.2	11	-40 to 125	•	•	•
74HCT157-Q100	Quad 2-input multiplexer; TTL-enabled	4.5 - 5.5	± 4	13	-40 to 125	•	•	•
74HC251-Q100	8-input multiplexer (3-State)	2.0 - 6.0	± 5.2	18	-40 to 125	•	•	
74HCT251-Q100	8-input multiplexer; TTL-enabled (3-State)	4.5 - 5.5	± 4	22	-40 to 125	•	•	
74HC253-Q100	Dual 4-input multiplexer (3-State)	2.0 - 6.0	± 7.8	17	-40 to 125	•		
74HCT253-Q100	Dual 4-input multiplexer; TTL-enabled (3-State)	4.5 - 5.5	± 6	17	-40 to 125	•		
74HC257-Q100	Quad 2-input multiplexer (3-State)	2.0 - 6.0	± 7.8	11	-40 to 125	•	•	
74HCT257-Q100	Quad 2-input multiplexer; TTL-enabled (3-State)	4.5 - 5.5	± 6	13	-40 to 125	•	•	
74LVC157A-Q100	Quad 2-input multiplexer	1.2 - 3.6	± 24	2.5	-40 to 125	•	•	•

Flip-flops

Type number	Description	Features				Package (suffix)									
		V _{cc} (V)	I _o (mA)	t _{pd} (ns)	T _{amb} (°C)	SOT108-1 (D)	SOT402-1 (PW)	SOT762-1 (BQ)	SOT109-1 (D)	SOT403-1 (PW)	SOT163-1 (D)	SOT360-1 (PW)	SOT764-1 (BQ)	SOT815-1 (BQ)	SOT362-1 (DGG)
74AHC74-Q100	Dual D-type flip-flop with set and reset; positive-edge trigger	2.0 - 5.5	± 8	3.7	-40 to 125	•	•	•							
74AHCT74-Q100	Dual D-type flip-flop with set and reset; positive-edge trigger; TTL-enabled	4.5 - 5.5	± 8	3.3	-40 to 125	•	•	•							
74AHC273-Q100	Octal D-type flip-flop with reset; positive-edge trigger	2.0 - 5.5	± 8	4.2	-40 to 125						•	•	•		
74AHCT273-Q100	Octal D-type flip-flop with reset; positive-edge trigger; TTL-enabled	4.5 - 5.5	± 8	4.0	-40 to 125						•	•	•		
74AHC374-Q100	Octal D-type flip-flop; positive-edge trigger	2.0 - 5.5	± 8	4.4	-40 to 125						•	•			
74AHCT374-Q100	Octal D-type flip-flop; positive-edge trigger (3-state); TTL-enabled (3-state)	4.5 - 5.5	± 8	4.3	-40 to 125						•	•			
74AHC377-Q100	Octal D-type flip-flop with data enable; positive-edge trigger	2.0 - 5.5	± 8	3.9	-40 to 125							•			
74AHCT377-Q100	Octal D-type flip-flop with data enable; positive-edge trigger; TTL-enabled	4.5 - 5.5	± 8	4.0	-40 to 125							•	•		
74AVC16374-Q100	16-bit D-type flip-flop; positive-edge trigger (3-state)	1.2 - 3.6	± 12	1.5	-40 to 85										•

Flip-flops

Type number	Description	Features				Package (suffix)									
		V _{CC} (V)	I _O (mA)	t _{pd} (ns)	T _{amb} (°C)	SOT108-1 (D)	SOT402-1 (PW)	SOT762-1 (BQ)	SOT109-1 (D)	SOT403-1 (PW)	SOT163-1 (D)	SOT360-1 (PW)	SOT764-1 (BQ)	SOT815-1 (BQ)	SOT362-1 (DGG)
74HC74-Q100	Dual D-type flip-flop with set and reset; positive-edge trigger	2.0 - 6.0	± 5.2	14	-40 to 125	•	•	•							
74HCT74-Q100	Dual D-type flip-flop with set and reset; positive-edge trigger; TTL-enabled	4.5 - 5.5	± 4	15	-40 to 125	•	•	•							
74HC107-Q100	Dual J-K flip-flop with reset; negative-edge trigger	2.0 - 6.0	± 5.2	16	-40 to 125	•	•								
74HCT107-Q100	Dual J-K flip-flop with reset; negative-edge trigger; TTL-enabled	4.5 - 5.5	± 4	16	-40 to 125	•									
74HC109-Q100	Dual J-K flip-flop with set and reset; positive-edge trigger	2.0 - 6.0	± 5.2	15	-40 to 125				•						
74HCT109-Q100	Dual J-K flip-flop with set and reset; positive-edge trigger; TTL-enabled	4.5 - 5.5	± 4	17	-40 to 125				•						
74HC174-Q100	Hex D-type flip-flop with reset; positive-edge trigger	2.0 - 6.0	± 5.2	17	-40 to 125				•	•					
74HCT174-Q100	Hex D-type flip-flop with reset; positive-edge trigger; TTL-enabled	4.5 - 5.5	± 4	18	-40 to 125				•	•					
74HC175-Q100	Quad D-type flip-flop with reset; positive-edge trigger	2.0 - 6.0	± 5.2	17	-40 to 125				•	•					
74HCT175-Q100	Quad D-type flip-flop with reset; positive-edge trigger; TTL-enabled	4.5 - 5.5	± 4	16	-40 to 125				•	•					
74HC273-Q100	Octal D-type flip-flop with reset; positive-edge trigger	2.0 - 6.0	± 5.2	15	-40 to 125						•	•	•		
74HCT273-Q100	Octal D-type flip-flop with reset; positive-edge trigger; TTL-enabled	4.5 - 5.5	± 4	15	-40 to 125						•	•	•		
74HC377-Q100	Octal D-type flip-flop with data enable; positive-edge trigger	2.0 - 6.0	± 7.8	13	-40 to 125						•	•			
74HCT377-Q100	Octal D-type flip-flop with data enable; positive-edge trigger; TTL-enabled	4.5 - 5.5	± 6	14	-40 to 125						•	•			
74HC574-Q100	Octal D-type flip-flop; positive-edge trigger (3-state)	2.0 - 6.0	± 7.8	14	-40 to 125						•	•			
74HCT574-Q100	Octal D-type flip-flop; positive-edge trigger; TTL-enabled (3-state)	4.5 - 5.5	± 6	15	-40 to 125						•	•			
74LV74-Q100	Dual D-type flip-flop with set and reset; positive-edge trigger	1.0 - 5.5	± 12	11	-40 to 125	•	•								
74LVC74A-Q100	Dual D-type flip-flop with set and reset; positive-edge trigger	1.2 - 3.6	± 24	2.5	-40 to 125	•	•	•							
74LVC273-Q100	Octal D-type flip-flop with reset; positive-edge trigger	1.2 - 3.6	± 24	6.0	-40 to 125						•	•	•		
74LVC374A-Q100	Octal D-type flip-flop; positive-edge trigger (3-state)	1.2 - 3.6	± 24	2.7	-40 to 125						•	•	•		

Flip-flops

Type number	Description	Features				Package (suffix)									
		V _{CC} (V)	I _O (mA)	t _{pd} (ns)	T _{amb} (°C)	SOT108-1 (D)	SOT402-1 (PW)	SOT762-1 (BQ)	SOT109-1 (D)	SOT403-1 (PW)	SOT163-1 (D)	SOT360-1 (PW)	SOT764-1 (BQ)	SOT815-1 (BQ)	SOT362-1 (DGG)
74LVC573A-Q100	Octal D-type transparent latch (3-state)	1.2 - 3.6	± 24	3.4	-40 to 125						•	•	•		
74LVC823A-Q100	9-bit D-type flip-flop; positive-edge trigger (3-state)	1.2 - 3.6	± 24	5.4	-40 to 125									•	
74LVC16374A-Q100	16-bit D-type flip-flop; positive-edge trigger (3-state)	1.2 - 3.6	± 24	3.8	-40 to 125										•
74LVCH16374A-Q100	16-bit D-type flip-flop with bus hold; positive-edge trigger (3-state)	1.2 - 3.6	± 24	3.8	-40 to 125										•
HEF4013B-Q100	Dual D-type flip-flop with set and reset; positive-edge trigger	3.0 - 15	± 2.4	30	-40 to 85	•	•								
HEF4027B-Q100	Dual J-K flip-flop	3.0 - 15	± 2.4	30	-40 to 85				•						

Gates

Type number	Description	Features				Package (suffix)			
		V _{CC} (V)	I _O (mA)	t _{pd} (ns)	T _{amb} (°C)	SOT108-1 (D)	SOT402-1 (PW)	SOT762-1 (BQ)	SOT765-1 (DC)
74AHC00-Q100	Quad 2-input NAND gate	2.0 - 5.5	± 8	3.2	-40 to 125	•	•	•	
74AHCT00-Q100	Quad 2-input NAND gate; TTL-enabled	4.5 - 5.5	± 8	3.3	-40 to 125	•	•	•	
74AHC02-Q100	Quad 2-input NOR gate	2.0 - 5.5	± 8	2.9	-40 to 125	•	•	•	
74AHCT02-Q100	Quad 2-input NOR gate; TTL-enabled	4.5 - 5.5	± 8	3.8	-40 to 125	•	•	•	
74AHC08-Q100	Quad 2-input AND gate	2.0 - 5.5	± 8	3.5	-40 to 125	•	•	•	
74AHCT08-Q100	Quad 2-input AND gate; TTL-enabled	4.5 - 5.5	± 8	5.0	-40 to 125	•	•	•	
74AHC30-Q100	8-input NAND gate	2.0 - 5.5	± 8	3.6	-40 to 125	•	•	•	
74AHCT30-Q100	8-input NAND gate; TTL-enabled	4.5 - 5.5	± 8	3.3	-40 to 125	•	•	•	
74AHC32-Q100	Quad 2-input OR gate	2.0 - 5.5	± 8	3.5	-40 to 125	•	•	•	
74AHCT32-Q100	Quad 2-input OR gate; TTL-enabled	4.5 - 5.5	± 8	5.0	-40 to 125	•	•	•	
74AHC86-Q100	Quad 2-input EXCLUSIVE-OR gate	2.0 - 5.5	± 8	3.4	-40 to 125	•	•	•	
74AHCT86-Q100	Quad 2-input EXCLUSIVE-OR gate; TTL-enabled	4.5 - 5.5	± 8	3.4	-40 to 125	•	•	•	
74ALVC00-Q100	Quad 2-input NAND gate	1.65 - 3.6	± 24	2.1	-40 to 85	•	•	•	

Gates

Types in **bold** represent new products

Type number	Description	Features				Package (suffix)			
		V _{cc} (V)	I _o (mA)	t _{pd} (ns)	T _{amb} (°C)	SOT108-1 (D)	SOT402-1 (PW)	SOT762-1 (BQ)	SOT765-1 (DC)
74ALVC32-Q100	Quad 2-input OR gate	1.65 - 3.6	± 24	2.0	-40 to 125	•	•	•	
74AUP2G00-Q100	Dual 2-input NAND gate	2.0 - 5.5	± 8	3.2	-40 to 125				•
74HC00-Q100	Quad 2-input NAND gate	2.0 - 6.0	± 5.2	7.0	-40 to 125	•	•	•	
74HCT00-Q100	Quad 2-input NAND gate; TTL-enabled	4.5 - 5.5	± 4	10	-40 to 125	•	•	•	
74HC02-Q100	Quad 2-input NOR gate	2.0 - 6.0	± 5.2	7.0	-40 to 125	•	•	•	
74HCT02-Q100	Quad 2-input NOR gate; TTL-enabled	4.5 - 5.5	± 4	9.0	-40 to 125	•	•	•	
74HC03-Q100	Quad 2-input NAND gate; open-drain	2.0 - 6.0	5.2	8.0	-40 to 125	•	•		
74HCT03-Q100	Quad 2-input NAND gate; open-drain; TTL-enabled	4.5 - 5.5	± 4	10	-40 to 125	•	•		
74HC08-Q100	Quad 2-input AND gate	2.0 - 6.0	± 5.2	7.0	-40 to 125	•	•	•	
74HCT08-Q100	Quad 2-input AND gate; TTL-enabled	4.5 - 5.5	± 4	11	-40 to 125	•	•	•	
74HC10-Q100	Triple 3-input NAND gate	2.0 - 6.0	± 5.2	9.0	-40 to 125	•	•		
74HCT10-Q100	Triple 3-input NAND gate; TTL-enabled	4.5 - 5.5	± 4	11	-40 to 125	•	•		
74HC11-Q100	Triple 3-input AND gate	2.0 - 6.0	± 5.2	10	-40 to 125	•	•		
74HCT11-Q100	Triple 3-input AND gate; TTL-enabled	4.5 - 5.5	± 4	11	-40 to 125	•	•		
74HC20-Q100	Dual 4-input NAND gate	2.0 - 6.0	± 5.2	8.0	-40 to 125	•	•		
74HCT20-Q100	Dual 4-input NAND gate; TTL-enabled	4.5 - 5.5	± 4	13	-40 to 125	•		•	
74HC27-Q100	Triple 3-input NOR gate	2.0 - 6.0	± 5.2	8.0	-40 to 125	•	•	•	
74HCT27-Q100	Triple 3-input NOR gate; TTL-enabled	4.5 - 5.5	± 4	10	-40 to 125	•	•	•	
74HC30-Q100	8-input NAND gate	2.0 - 6.0	± 5.2	12	-40 to 125	•	•		
74HCT30-Q100	8-input NAND gate; TTL-enabled	4.5 - 5.5	± 4	12	-40 to 125	•	•		
74HC32-Q100	Quad 2-input OR gate	2.0 - 6.0	± 5.2	6.0	-40 to 125	•	•	•	
74HCT32-Q100	Quad 2-input OR gate; TTL-enabled	4.5 - 5.5	± 4.0	9.0	-40 to 125	•	•	•	
74HC86-Q100	Quad 2-input EXCLUSIVE-OR gate	2.0 - 6.0	± 5.2	11	-40 to 125	•	•		
74HCT86-Q100	Quad 2-input EXCLUSIVE-OR gate; TTL-enabled	4.5 - 5.5	± 4	14	-40 to 125	•	•		
74HC4002-Q100	Dual 4-input NOR gate	2.0 - 6.0	± 5.2	9.0	-40 to 125	•	•		
74HC4075-Q100	Triple 3-input OR gate	2.0 - 6.0	± 5.2	8.0	-40 to 125	•	•		
74HCT4075-Q100	Triple 3-input OR gate; TTL-enabled	4.5 - 5.5	± 4	10	-40 to 125	•	•		
74LV08-Q100	Quad 2-input AND gate	1.0 - 5.5	± 12	7.0	-40 to 125	•	•		
74LVC00A-Q100	Quad 2-input NAND gate	1.2 - 3.6	± 24	2.1	-40 to 125	•	•	•	
74LVC02A-Q100	Quad 2-input NOR gate	1.2 - 3.6	± 24	2.1	-40 to 125	•	•	•	
74LVC08A-Q100	Quad 2-input AND gate	1.2 - 3.6	± 24	2.1	-40 to 125	•	•	•	
74LVC11-Q100	Triple 3-input AND gate	1.2 - 3.7	± 24	3.7	-40 to 125	•	•		
74LVC32A-Q100	Quad 2-input OR gate	1.2 - 3.6	± 24	2.1	-40 to 125	•	•	•	
74VHC02-Q100	Quad 2-input NOR gate	2.0 - 5.5	± 8	2.9	-40 to 125	•	•	•	

Gates

Type number	Description	Features				Package (suffix)			
		V _{cc} (V)	I _o (mA)	t _{pd} (ns)	T _{amb} (°C)	SOT108-1 (D)	SOT402-1 (PW)	SOT762-1 (BQ)	SOT765-1 (DC)
74VHCT02-Q100	Quad 2-input NOR gate; TTL-enabled	4.5 - 5.5	± 8	3.8	-40 to 125	•	•	•	
74VHCT08-Q100	Quad 2-input AND gate; TTL-enabled	4.5 - 5.5	± 8	5.0	-40 to 125	•	•	•	
74VHC32-Q100	Quad 2-input OR gate	2.0 - 5.5	± 8	3.5	-40 to 125	•	•		
74VHCT32-Q100	Quad 2-input OR gate; TTL-enabled	4.5 - 5.5	± 8	5.0	-40 to 125	•	•	•	
HEF4001B-Q100	Quad 2-input NOR gate	3.0 - 15	± 2.4	20	-40 to 85	•			
HEF4011B-Q100	Quad 2-input NAND gate	3.0 - 15	± 2.4	20	-40 to 85	•			
HEF4030B-Q100	Quad 2-input EXCLUSIVE-OR gate	3.0 - 15	± 2.4	30	-40 to 85	•			
HEF4070B-Q100	Quad 2-input EXCLUSIVE-OR gate	3.0 - 15	± 2.4	30	-40 to 85	•			
HEF4081B-Q100	Quad 2-input AND gate	3.0 - 15	± 2.4	20	-40 to 85	•			
HEF4082B-Q100	Dual 4-input AND gate	3.0 - 15	± 2.4	25	-40 to 85	•			

Latches/Registered drivers

Type number	Description	Features				Package (suffix)							
		V _{cc} (V)	I _o (mA)	t _{pd} (ns)	T _{amb} (°C)	SOT109-1 (D)	SOT403-1 (PW)	SOT763-1 (BQ)	SOT163-1 (D)	SOT360-1 (PW)	SOT764-1 (BQ)	SOT362-1 (DGC)	SOT480-1 (DGV)
74AHC573-Q100	Octal D-type transparent latch (3-state)	2.0 - 5.5	± 8	4.2	-40 to 125				•	•	•		
74AHCT573-Q100	Octal D-type transparent latch; TTL-enabled (3-state)	4.5 - 5.5	± 8	3.9	-40 to 125				•	•	•		
74HC259-Q100	8 bit addressable latch	2.0 - 6.0	± 5.2	18	-40 to 125	•	•	•					
74HCT259-Q100	8 bit addressable latch; TTL-enabled	4.5 - 5.5	± 4	20	-40 to 125	•	•	•					
74HC373-Q100	Octal D-type transparent latch (3-state)	2.0 - 6.0	± 7.8	12	-40 to 125				•	•	•		
74HCT373-Q100	Octal D-type transparent latch; TTL-enabled (3-state)	4.5 - 5.5	± 6	14	-40 to 125				•	•	•		
74HC573-Q100	Octal D-type transparent latch (3-state)	2.0 - 6.0	± 7.8	14	-40 to 125				•	•	•		
74HCT573-Q100	Octal D-type transparent latch; TTL-enabled (3-state)	4.5 - 5.5	± 6	17	-40 to 125				•	•	•		
74LVC373A-Q100	Octal D-type transparent latch (3-state)	1.2 - 3.6	± 24	3.0	-40 to 125				•	•	•		
74LVC16373A-Q100	16-bit D-type transparent latch (3-state)	1.2 - 3.6	± 24	2.4	-40 to 125							•	•
74LVCH16373A-Q100	16-bit D-type transparent latch with bushold (3-state)	1.2 - 3.6	± 24	2.4	-40 to 125							•	•
HEF4043B-Q100	Quad R/S latch with set and reset (3-state)	3.0 - 15	± 2.4	25	-40 to 85	•							

Level shifters/Translators

Types in **bold** represent new products

Type number	Description	Features				Package (suffix)													
		V _{cc} (A) (V)	V _{cc} (B) (V)	I _o (mA)	T _{amb} (°C)	SOT402-1 (PW)	SOT109-1 (D)	SOT403-1 (PW)	SOT763-1 (BQ)	SOT137-1 (D)	SOT355-1 (PW)	SOT815-1 (BQ)	SOT362-1 (DGG)	SOT480-1 (DGV)	SOT364-1 (DGG)	SOT360-1 (PW)	SOT764-1 (BQ)	SOT762-1 (BQ)	SOT1161-1 (GU)
74ALVC164245-Q100	16-bit dual-supply voltage level translating transceiver (3-state)	1.5 - 3.6	1.5 - 5.5	± 24	-40 to 125							•							
74AVC4T245-Q100	4-bit dual-supply voltage level translating transceiver (3-state)	0.8 - 3.6	0.8 - 3.6	± 12	-40 to 125		•	•	•										•
74AVC8T245-Q100	8-bit dual-supply voltage level translating transceiver (3-state)	0.8 - 3.6	0.8 - 3.6	± 12	-40 to 125					•	•								
74AVC16T245-Q100	16-bit dual-supply voltage level translating transceiver (3-state)	0.8 - 3.6	0.8 - 3.6	± 12	-40 to 125							•							
74AVC20T245-Q100	20-bit dual-supply voltage-translating transceiver (3-state)	0.8 - 3.6	0.8 - 3.6	± 12	-40 to 125								•						
74AVCH4T245-Q100	4-bit dual-supply voltage translating transceiver with bus hold (3-state)	0.8 - 3.6	0.8 - 3.6	± 12	-40 to 125		•	•	•										
74HC4050-Q100	Hex buffer with 15V tolerant inputs	2.0 - 6.0	n.a	± 5.2	-40 to 125		•	•											
74LVC4T3144-Q100	4-bit dual supply buffer/line driver (3-state)	1.2 to 5.5	1.2 to 5.5	± 24	-40 to 125	•													
74LVC4245A-Q100	8-bit dual-supply voltage translating transceiver (3-state)	1.5 - 5.5	1.5 - 3.6	± 24	-40 to 125					•	•	•							
74LVC8T245-Q100	8-bit dual-supply voltage translating transceiver (3-state)	1.2 - 5.5	1.2 - 5.5	± 24	-40 to 125					•	•								
74LVCH8T245-Q100	8-bit dual-supply voltage translating transceiver with bus hold (3-state)	1.2 - 5.5	1.2 - 5.5	± 24	-40 to 125					•	•								
HEF4104B-Q100	Quad low-to-high voltage translator (3-state)	3.0 - 15.0	3.0 - 15.0	± 2.4	-40 to 85		•												
LSF0108-Q100	8-bit bidirectional level translator; open-drain; push-pull	0.95 - 5.0	0.95 - 5.0	+64	-40 to 125										•	•			
NXB0104-Q100	Dual supply translator; auto direction sensing (3-state)	1.2 - 3.6	1.65 - 5.5	± 0.02	-40 to 125	•													•
NXS0104-Q100	Dual supply translating transceiver; open drain; autosense	1.65 - 3.6	2.3 - 5.5	-0.02/+1	-40 to 125	•													•

Multivibrators

Type number	Description	Features				Package (suffix)		
		V _{cc} (V)	I _o (mA)	t _{pd} (ns)	T _{amb} (°C)	SOT109-1 (D)	SOT403-1 (PW)	SOT763-1 (BQ)
74AHC123A-Q100	Dual retriggerable monostable multivibrator with reset	2.0 - 5.5	± 8	5.1	-40 to 125	•	•	•
74AHC123A-Q100	Dual retriggerable monostable multivibrator with reset; TTL-enabled	4.5 - 5.5	± 8	5.0	-40 to 125	•	•	•
74HC123-Q100	Dual retriggerable monostable multivibrator with reset	2.0 - 6.0	± 7.8	9.0	-40 to 125	•	•	•
74HCT123-Q100	Dual retriggerable monostable multivibrator with reset; TTL-enabled	4.5 - 5.5	± 4	26	-40 to 125	•	•	•
74HC4538-Q100	Dual retriggerable precision monostable multivibrator	2.0 - 6.0	± 5.2	27	-40 to 125	•	•	
74HCT4538-Q100	Dual retriggerable precision monostable multivibrator; TTL-enabled	4.5 - 5.5	± 4	30	-40 to 125	•	•	
HEF4528B-Q100	Dual retriggerable monostable multivibrator with reset	3.0 - 15	± 2.4	40	-40 to 85	•		
HEF4538B-Q100	Dual retriggerable precision monostable multivibrator	3.0 - 15	± 2.4	60	-40 to 85	•		

Schmitt-triggers

Type number	Description	Features				Package (suffix)				
		V_{CC} (V)	I_o (mA)	t_{pd} (ns)	T_{amb} (°C)	SOT108-1 (D)	SOT402-1 (PW)	SOT762-1 (BQ)	SOT163-1 (D)	SOT360-1 (PW)
74AHC14-Q100	Hex inverter Schmitt-trigger	2.0 - 5.5	± 8	3.2	-40 to 125	•	•	•		
74AHCT14-Q100	Hex inverter Schmitt-trigger; TTL-enabled	4.5 - 5.5	± 8	4.0	-40 to 125	•	•	•		
74AHC132-Q100	Quad 2-input NAND gate Schmitt-trigger	2.0 - 5.5	± 8	3.3	-40 to 125	•	•	•		
74AHCT132-Q100	Quad 2-input NAND gate Schmitt-trigger; TTL-enabled	4.5 - 5.5	± 8	3.5	-40 to 125	•	•	•		
74HC7014-Q100	Hex buffer precision Schmitt-trigger	2.0 - 6.0	± 5.2	27	-40 to 125	•				
74HC14-Q100	Hex inverter Schmitt-trigger	2.0 - 6.0	± 5.2	12	-40 to 125	•	•	•		
74HCT14-Q100	Hex inverter Schmitt-trigger; TTL-enabled	4.5 - 5.5	± 4	17	-40 to 125	•	•	•		
74HC132-Q100	Quad 2-input NAND gate Schmitt-trigger	2.0 - 6.0	± 5.2	11	-40 to 125	•	•	•		
74HCT132-Q100	Quad 2-input NAND gate Schmitt-trigger; TTL-enabled	4.5 - 5.5	± 4	17	-40 to 125	•	•	•		
74HC7541-Q100	Octal buffer/line driver Schmitt-trigger (3-State)	2.0 - 6.0	± 7.8	11	-40 to 125				•	•
74HCT7541-Q100	Octal buffer/line driver Schmitt-trigger; TTL-enabled (3-State)	4.5 - 5.5	± 6	16	-40 to 125				•	•
74LV132-Q100	Quad 2-input NAND gate Schmitt-trigger	1.0 - 5.5	± 12	10	-40 to 125	•	•	•		
74LVC14A-Q100	Hex inverter Schmitt-trigger	1.2 - 3.6	± 24	3.2	-40 to 125	•	•	•		
74LVC132A-Q100	Quad 2-input NAND gate Schmitt-trigger	1.2 - 3.6	± 24	3.4	-40 to 125	•	•	•		
HEF40106B-Q100	Hex inverter Schmitt-trigger	4.5 - 15.5	± 2.4	30	-40 to 85	•	•			

Shift registers

Type number	Description	Features				Package (suffix)							
		V _{CC} (V)	I _O (mA)	t _{pd} (ns)	T _{amb} (°C)	SOT108-1 (D)	SOT402-1 (PW)	SOT762-1 (BQ)	SOT109-1 (D)	SOT403-1 (PW)	SOT763-1 (BQ)	SOT163-1 (D)	SOT360-1 (PW)
74AHC164-Q100	8-bit serial-in/parallel-out shift register	2.0 - 5.5	± 8	4.5	-40 to 125	•	•	•					
74AHCT164-Q100	8-bit serial-in/parallel-out shift register; TTL-enabled	4.5 - 5.5	± 8	3.4	-40 to 125	•	•	•					
74AHC594-Q100	8-bit serial-in/parallel-out shift register with output register	2.0 - 5.5	± 8	4.1	-40 to 125				•	•	•		
74AHCT594-Q100	8-bit serial-in/parallel-out shift register with output register; TTL-enabled	4.5 - 5.5	± 8	3.8	-40 to 125				•	•	•		
74AHC595-Q100	8-bit serial-in/parallel-out shift register with output register (3-state)	2.0 - 5.5	± 8	4.0	-40 to 125				•	•	•		
74AHCT595-Q100	8-bit serial-in/parallel-out shift register with output storage; TTL-enabled (3-state)	4.5 - 5.5	± 8	3.8	-40 to 125				•	•	•		
74HC164-Q100	8-bit serial-in/parallel-out shift register	2.0 - 6.0	± 5.2	12	-40 to 125	•	•	•					
74HCT164-Q100	8-bit serial-in/parallel-out shift register; TTL-enabled	4.5 - 5.5	± 4	12	-40 to 125	•	•	•					
74HC165-Q100	8-bit parallel or serial-in/serial-out shift register	2.0 - 6.0	± 5.2	16	-40 to 125				•	•	•		
74HCT165-Q100	8-bit parallel or serial-in/serial-out shift register; TTL-enabled	4.5 - 5.5	± 4	14	-40 to 125				•	•	•		
74HC166-Q100	8-bit parallel or serial-in/serial-out shift register	2.0 - 6.0	± 5.2	15	-40 to 125				•	•			
74HCT166-Q100	8-bit parallel or serial-in/serial-out shift register; TTL-enabled	4.5 - 5.5	± 4	23	-40 to 125				•				
74HC594-Q100	8-bit serial-in/parallel-out shift register with output storage register	2.0 - 6.0	± 7.8	14	-40 to 125			•					
74HCT594-Q100	8-bit serial-in/parallel-out shift register with output storage register; TTL-enabled	4.5 - 5.5	± 6	15	-40 to 125				•				
74HC595-Q100	8-bit serial-in/parallel-out shift register with output storage register (3-state)	2.0 - 6.0	± 7.8	16	-40 to 125				•	•	•		
74HCT595-Q100	8-bit serial-in/parallel-out shift register with output storage register; TTL-enabled (3-state)	4.5 - 5.5	± 6	25	-40 to 125				•	•	•		
74HC597-Q100	8-bit parallel or serial-in/parallel-out shift register with parallel input register	2.0 - 6.0	± 5.2	16	-40 to 125				•	•			
74HCT597-Q100	8-bit parallel or serial-in/parallel-out shift register with parallel input register; TTL-enabled	4.5 - 5.5	± 4	20	-40 to 125				•				
74HC4094-Q100	8-bit serial-in/serial or parallel-out shift register with output register (3-state)	2.0 - 6.0	± 5.2	15	-40 to 125				•	•			
74HCT4094-Q100	8-bit serial-in/serial or parallel-out shift register with output register; TTL-enabled (3-state)	4.5 - 5.5	± 4	19	-40 to 125				•				
74LV164-Q100	8-bit serial-in/parallel-out shift register	1.0 - 5.5	± 12	12	-40 to 125	•	•	•					
74LV165-Q100	8-bit parallel or serial-in/serial-out shift register	1.0 - 5.5	± 12	18	-40 to 125				•	•			

Shift registers

Type number	Description	Features				Package (suffix)							
		V _{cc} (V)	I _o (mA)	t _{pd} (ns)	T _{amb} (°C)	SOT108-1 (D)	SOT402-1 (PW)	SOT762-1 (BQ)	SOT109-1 (D)	SOT403-1 (PW)	SOT763-1 (BQ)	SOT163-1 (D)	SOT360-1 (PW)
74LV165A-Q100	8-bit parallel or serial-in/serial-out shift register	1.0 - 5.5	± 12	7.5	-40 to 125				•	•			
74LV4060-Q100	14-stage binary ripple counter with oscillator	1.0 - 5.5	± 6	29	-40 to 125				•	•			
74LVC594A-Q100	8-bit serial-in/parallel-out shift register with output storage register	1.2 - 5.5	± 24	3.1	-40 to 125				•	•	•		
74VHC595-Q100	8-bit serial-in/parallel-out shift register with output storage register (3-state)	2.0 - 5.5	± 8	4.0	-40 to 125				•	•	•		
74VHCT595-Q100	8-bit serial-in/parallel-out shift register with output storage register; TTL-enabled (3-state)	4.5 - 5.5	± 8	3.8	-40 to 125				•	•	•		
HEF4014B-Q100	8-bit shift register with synchronous parallel enable	3.0 - 15	± 2.4	40	-40 to 85				•				
HEF4021B-Q100	8-bit shift register with asynchronous parallel load	3.0 - 15	± 2.4	40	-40 to 85				•	•			
HEF4094B-Q100	8-bit serial-in/serial or parallel-out shift register with output register (3-state)	3.0 - 15	± 2.4	50	-40 to 85				•	•			
HEF4794B-Q100	8-bit serial-in/serial or parallel-out shift register with output register LED driver (3-state)	3.0 - 15	-20	45	-40 to 85				•				
HEF4894B-Q100	12-bit serial-in/serial or parallel-out shift register with output register LED driver (3-state)	3.0 - 15	-20	45	-40 to 85							•	•
NPIC6C595-Q100	8-bit serial-in/parallel-out shift register with output storage register (3-state)	4.5 - 5.5	-100	90	-40 to 125				•	•	•		
NPIC6C596-Q100	8-bit serial-in/serial or parallel-out shift register with output register LED driver (3-state)	4.5 - 5.5	-100	90	-40 to 125				•	•	•		
NPIC6C596A-Q100	8-bit serial-in/serial or parallel-out shift register with output register LED driver (3-state)	2.3 - 5.5	-100	90	-40 to 125				•	•	•		
NPIC6C4894-Q100	12-bit serial-in/serial or parallel-out shift register with output register LED driver (3-state)	4.5 - 5.5	-100	105	-40 to 125							•	•

Transceivers

Types in **bold** represent new products

Type number	Description	Features				Package (suffix)				
		V _{CC} (V)	I _O (mA)	t _{prop} (ns)	T _{amb} (°C)	SOT163-1 (D)	SOT360-1 (PW)	SOT764-1 (BQ)	SOT362-1 (DGG)	SOT480-1 (DGV)
74AHC245-Q100	Octal transceiver (3-state)	2.0 - 5.5	± 8	3.5	-40 to 125	•	•	•		
74AHCT245-Q100	Octal transceiver; TTL-enabled (3-state)	4.5 - 5.5	± 8	5.0	-40 to 125	•	•	•		
74AVC16245-Q100	16-bit transceiver (3-state)	1.2 - 3.6	± 12	2.0	-40 to 85				•	
74HC245-Q100	Octal transceiver (3-state)	2.0 - 6.0	± 7.8	7.0	-40 to 125	•	•	•		
74HCT245-Q100	Octal transceiver; TTL-enabled (3-state)	4.5 - 5.5	± 6	10	-40 to 125	•	•	•		
74LVC245A-Q100	Octal transceiver (3-state)	1.2 - 3.6	± 24	2.9	-40 to 125	•	•	•		
74LVCH245A-Q100	Octal transceiver with bus hold (3-state)	1.2 - 3.6	± 24	2.9	-40 to 125	•	•	•		
74LVC16245A-Q100	16-bit bus transceiver with diRection pin; 5 V tolerant (3-state)	1.3 - 3.6	± 24	5.2	-40 to 125				•	•
74LVC162245A-Q100	16-bit transceiver with 30 Ω termination resistors (3-state)	1.2 - 3.6	± 12	3.3	-40 to 125				•	•
74LVCH16245A-Q100	16-bit bus transceiver with bus hold with diRection pin; 5 V tolerant (3-state)	1.3 - 3.6	± 24	5.2	-40 to 125				•	•

Q100 mini logic functions and packages

Analog switches

Types in **bold** represent new products

Type number	Description	Features					Package (suffix)						
		Configuration	V _{CC} (V)	R _{ON} (Ω)	R _{ON} (FLAT) (Ω)	T _{amb} (°C)	SOT353-1 (GW)	SOT753 (GV)	SOT363 (GW)	SOT457 (GV)	SOT505-2 (DP)	SOT765-1 (DC)	SOT552-1 (DP)
74AHC1G66-Q100	Single-pole, single-throw analog switch	SPST-NO	2.0 - 5.5	40	5	-40 to 125	•	•					
74AHC1G66-Q100	Single-pole, single-throw analog switch; TTL-enabled	SPST-NO	4.5 - 5.5	40	5	-40 to 125	•	•					
74HC1G66-Q100	Single-pole, single-throw analog switch	SPST-NO	2.0 - 9.0	105	23	-40 to 125	•	•					
74HCT1G66-Q100	Single-pole, single-throw analog switch; TTL-enabled	SPST-NO	4.5 - 5.5	118	23	-40 to 125	•	•					
74HC2G66-Q100	Dual single-pole, single-throw analog switch	SPST-NO	2.0 - 9.0	105	23	-40 to 125					•	•	
74HCT2G66-Q100	Dual single-pole, single-throw analog switch; TTL-enabled	SPST-NO	4.5 - 5.5	118	23	-40 to 125					•	•	
74LVC1G53-Q100	Single-pole, double-throw analog switch	SPDT-Z	1.65 - 5.5	15	1.5	-40 to 125					•	•	
74LVC1G66-Q100	Single-pole, single-throw analog switch	SPST-NO	1.65 - 5.5	15	1.5	-40 to 125	•	•					
74LVC1G384-Q100	Single-pole, single-throw analog switch	SPST-NC	1.65 - 5.5	15	1.5	-40 to 125	•	•					
74LVC1G3157-Q100	Single-pole, double-throw analog switch	SPDT	1.65 - 5.5	15	1.5	-40 to 125			•	•			
74LVC2G3157-Q100	Dual 10 Ω single-pole double-throw analog switch	SPDT	1.65 - 5.5	15	1.5	-40 to 125							•
74LVC2G66-Q100	Dual single-pole, single-throw analog switch	SPST-NO	1.65 - 5.5	15	1.5	-40 to 125					•	•	

Bus switches

Type number	Description	Features				Package (suffix)	
		V _{CC} (V)	V _{PASS} (V)	R _{ON} (Ω)	T _{amb} (°C)	SOT96-1 (D)	SOT530-1 (PW)
CBT3306-Q100	Dual bus switch	4.5 - 5.5	3.9	7	-40 to 85	•	•

Counters/frequency dividers

Types in **bold** represent new products

Type number	Description	Features				Package (suffix)	
		V _{CC} (V)	Output drive capability (mA)	Logic switching levels	t _{pd} (ns)	T _{amb} (°C)	SOT353-1 (GW)
74AHC1G4208-Q100	08-stage divider and oscillator	2.0 - 5.5	±5.2	CMOS	14	-40 to 125	•
74AHC1G4210-Q100	10-stage divider and oscillator	2.0 - 5.5	±8	CMOS	14	-40 to 125	•
74AHC1G4212-Q100	12-stage divider and oscillator	2.0 - 5.5	±8	CMOS	20	-40 to 125	•
74AHC1G4214-Q100	14-stage divider and oscillator	2.0 - 5.5	±8	CMOS	23	-40 to 125	•
74AHC1G4215-Q100	15-stage divider and oscillator	2.0 - 5.5	±8	CMOS	24	-40 to 125	•

Buffers/Inverters

Types in **bold** represent new products

Type number	Description	Features				Package (suffix)							
		V _{CC} (V)	I _O (mA)	t _{prop} (ns)	T _{amb} (°C)	SOT353-1 (GM)	SOT753 (GV)	SOT363 (GW)	SOT457 (GV)	SOT505-2 (DP)	SOT765-1 (DC)	SOT886 (GM)	SOT1202 (GS)
74AHC1GU04-Q100	Single inverter; unbuffered	2.0 - 5.5	± 8	2.6	-40 to 125	•	•						
74AHC3GU04-Q100	Triple inverter; unbuffered	2.0 - 5.5	± 8	2.5	-40 to 125					•	•		
74AHC1G04-Q100	Single inverter	2.0 - 5.5	± 8	3.1	-40 to 125	•	•						
74AHC1G04-Q100	Single inverter; TTL-enabled	4.5 - 5.5	± 8	3.4	-40 to 125	•	•						
74AHC1G07-Q100	Single buffer; open-drain	2.0 - 5.5	8	4.2	-40 to 125	•	•						
74AHC1G17-Q100	Single buffer with Schmitt-trigger inputs	2.0 - 5.5	± 8	3.2	-40 to 125	•							
74AHC1G17-Q100	Single buffer with Schmitt-trigger inputs; TTL-enabled	4.5 - 5.5	± 8	4.1	-40 to 125	•							
74AHC1G125-Q100	Single buffer/line driver (3-state)	2.0 - 5.5	± 8	3.4	-40 to 125	•	•						
74AHC1G125-Q100	Single buffer/line driver; TTL-enabled (3-state)	4.5 - 5.5	± 8	3.4	-40 to 125	•	•						
74AHC1G126-Q100	Single buffer/line driver (3-state)	2.0 - 5.5	± 8	3.4	-40 to 125	•	•						
74AHC1G126-Q100	Single buffer/line driver; TTL-enabled (3-state)	4.5 - 5.5	± 8	3.4	-40 to 125	•	•						
74AHC2G125-Q100	Dual buffer/line driver (3-state)	2.0 - 5.5	± 8	3.4	-40 to 125					•	•		
74AHC2G125-Q100	Dual buffer/line driver; TTL-enabled (3-state)	4.5 - 5.5	± 8	3.4	-40 to 125					•	•		
74AHC2G126-Q100	Dual buffer/line driver (3-state)	2.0 - 5.5	± 8	3.4	-40 to 125					•	•		
74AHC2G126-Q100	Dual buffer/line driver; TTL-enabled (3-state)	4.5 - 5.5	± 8	3.4	-40 to 125					•	•		
74AHC2G241-Q100	Dual buffer/line driver (3-state)	2.0 - 5.5	± 8	3.4	-40 to 125					•	•		
74AHC2G241-Q100	Dual buffer/line driver; TTL-enabled (3-state)	4.5 - 5.5	± 8	3.4	-40 to 125					•	•		
74AHC3G04-Q100	Triple inverter	2.0 - 5.5	± 8	3.1	-40 to 125					•	•		
74AHC3G04-Q100	Triple inverter; TTL-enabled	4.5 - 5.5	± 8	3.0	-40 to 125					•	•		
74AUP1G04-Q100	Single inverter	1.1 - 3.6	± 1.9	4.0	-40 to 125	•	•						
74AUP1G06-Q100	Single inverter; open-drain	1.1 - 3.6	1.9	4.5	-40 to 125	•							
74AUP1G07-Q100	Buffer; open-drain	0.8 - 3.6	1.9	4.5	-40 to 125	•							
74AUP1G34-Q100	Single buffer	1.1 - 3.6	± 1.9	3.9	-40 to 125	•							
74AUP1G125-Q100	Single buffer/line driver (3-state)	1.1 - 3.6	± 1.9	4.3	-40 to 125	•						•	•
74AUP2G04-Q100	Dual inverter	1.1 - 3.6	± 1.9	4.0	-40 to 125			•					
74AUP2GU04-Q100	Dual inverter; unbuffered	1.1 - 3.6	± 1.9	2.3	-40 to 125			•				•	
74HC1GU04-Q100	Single inverter; unbuffered	2.0 - 6.0	± 2.6	5.0	-40 to 125	•	•						
74HC2GU04-Q100	Dual inverter; unbuffered	2.0 - 6.0	± 5.2	5.0	-40 to 125			•	•				
74HC3GU04-Q100	Triple inverter; unbuffered	2.0 - 6.0	± 5.2	6.0	-40 to 125					•	•		
74HC1G04-Q100	Single inverter	2.0 - 6.0	± 2.6	7.0	-40 to 125	•	•						
74HCT1G04-Q100	Single inverter; TTL-enabled	4.5 - 5.5	± 2.0	8.0	-40 to 125	•	•						
74HC1G125-Q100	Single buffer/line driver (3-state)	2.0 - 6.0	± 2.6	9.0	-40 to 125	•	•						

Buffers/Inverters

Type number	Description	Features				Package (suffix)							
		V _{CC} (V)	I _O (mA)	t _{pd} (ns)	T _{amb} (°C)	SOT353-1 (GW)	SOT753 (GV)	SOT363 (GW)	SOT457 (GV)	SOT505-2 (DP)	SOT765-1 (DC)	SOT886 (GM)	SOT1202 (GS)
74HCT1G125-Q100	Single buffer/line driver; TTL-enabled (3-state)	4.5 - 5.5	± 2.0	10	-40 to 125	•	•						
74HC2G04-Q100	Dual inverter	2.0 - 6.0	± 5.2	8.0	-40 to 125			•	•				
74HCT2G04-Q100	Dual inverter; TTL-enabled	4.5 - 5.5	± 4.0	10	-40 to 125			•	•				
74HC2G34-Q100	Dual buffer	2.0 - 6.0	± 5.2	9.0	-40 to 125			•	•				
74HCT2G34-Q100	Dual buffer; TTL-enabled	4.5 - 5.5	± 4.0	10	-40 to 125			•	•				
74HC2G125-Q100	Dual buffer/line driver (3-state)	2.0 - 6.0	± 5.2	10	-40 to 125					•	•		
74HCT2G125-Q100	Dual buffer/line driver; TTL-enabled (3-state)	4.5 - 5.5	± 4.0	12	-40 to 125					•	•		
74HC3G04-Q100	Triple inverter	2.0 - 6.0	± 5.2	8.0	-40 to 125					•	•		
74HCT3G04-Q100	Triple inverter; TTL-enabled	4.5 - 5.5	± 4.0	10	-40 to 125					•	•		
74HC3G07-Q100	Triple buffer; open-drain	2.0 - 6.0	5.2	9.0	-40 to 125					•	•		
74HCT3G07-Q100	Triple buffer; open-drain; TTL-enabled	4.5 - 5.5	4	9.0	-40 to 125					•	•		
74HC3G34-Q100	Triple buffer	2.0 - 6.0	± 5.2	9.0	-40 to 125					•	•		
74HCT3G34-Q100	Triple buffer; TTL-enabled	4.5 - 5.5	± 4.0	10	-40 to 125						•		
74LVC1G04-Q100	Single inverter	1.65 - 5.5	± 32	2.0	-40 to 125	•	•						
74LVC1G06-Q100	Single inverter; open-drain	1.65 - 5.5	32	2.3	-40 to 125	•	•						
74LVC1G07-Q100	Single buffer; open-drain	1.65 - 5.5	32	2.2	-40 to 125	•	•						•
74LVC1G34-Q100	Single buffer	1.65 - 5.5	± 32	2.0	-40 to 125	•	•						
74LVC1G125-Q100	Single buffer/line driver (3-state)	1.65 - 5.5	± 32	2.1	-40 to 125	•	•					•	
74LVC1G126-Q100	Single buffer/line driver (3-state)	1.65 - 5.5	± 32	2.0	-40 to 125	•	•						
74LVC1GU04-Q100	Single inverter; unbuffered	1.65 - 5.5	± 32	1.6	-40 to 125	•	•						
74LVC2G04-Q100	Dual inverter	1.65 - 5.5	± 32	2.7	-40 to 125			•	•				•
74LVC2G06-Q100	Dual inverter; open-drain	1.65 - 5.5	32	2.3	-40 to 125			•	•				
74LVC2G07-Q100	Dual buffer; open-drain	1.65 - 5.5	32	2.6	-40 to 125			•	•				
74LVC2G125-Q100	Dual buffer/line driver (3-state)	1.65 - 5.5	± 32	2.3	-40 to 125					•	•		
74LVC2G126-Q100	Dual buffer/line driver (3-state)	1.65 - 5.5	± 32	2.4	-40 to 125					•	•		
74LVC2G240-Q100	Dual inverter/line driver (3-state)	1.65 - 5.5	± 32	2.5	-40 to 125					•	•		
74LVC2G241-Q100	Dual buffer/line driver (3-state)	1.65 - 5.5	± 32	2.6	-40 to 125					•	•		
74LVC2GU04-Q100	Dual inverter; unbuffered	1.65 - 5.5	± 32	2.3	-40 to 125			•	•				
74LVC3G04-Q100	Triple inverter	1.65 - 5.5	± 32	2.7	-40 to 125					•	•		
74LVC3G07-Q100	Triple buffer; open-drain	1.65 - 5.5	32	2.1	-40 to 125					•	•		
74LVC3G34-Q100	Triple buffer	1.65 - 5.5	± 32	2.2	-40 to 125					•	•		

Digital decoders/Demultiplexers

Type number	Description	Features				Package (suffix)	
		V _{CC} (V)	I _o (mA)	t _{pd} (ns)	T _{amb} (°C)	SOT363 (GW)	SOT457 (GV)
74LVC1G18-Q100	1-to-2 demultiplexer (3-state)	1.65 - 5.5	± 32	2.3	-40 to 125	•	•
74LVC1G19-Q100	1-to-2 demultiplexer	1.65 - 5.5	± 32	1.8	-40 to 125	•	

Digital multiplexers

Types in **bold** represent new products

Type number	Description	Features				Package (suffix)		
		V _{CC} (V)	I _o (mA)	t _{pd} (ns)	T _{amb} (°C)	SOT363 (GW)	SOT457 (GV)	SOT886 (GM)
74AUP1G157-Q100	Single 2-input multiplexer	1.1 - 3.6	± 1.9	3.2	-40 to 125			•
74LVC1G157-Q100	Single 2-input multiplexer	1.65 - 5.5	± 32	2.2	-40 to 125	•	•	

Flip-flops

Type number	Description	Features				Package (suffix)					
		V _{CC} (V)	I _o (mA)	t _{pd} (ns)	T _{amb} (°C)	SOT353-1 (GW)	SOT753 (GV)	SOT363 (GW)	SOT457 (GV)	SOT505-2 (DP)	SOT765-1 (DC)
74AHC1G79-Q100	Single D-type flip-flop; positive-edge trigger	2.0 - 5.5	± 8	3.5	-40 to 125	•	•				
74AHC1G79-Q100	Single D-type flip-flop; positive-edge trigger; TTL-enabled	4.5 - 5.5	± 8	3.5	-40 to 125	•	•				
74AUP1G74-Q100	Single D-type flip-flop with set and reset; positive-edge trigger	1.1 - 3.6	± 1.9	8.1	-40 to 125						•
74AUP1G175-Q100	Single D flip-flop with reset; positive-edge trigger	1.1 - 3.6	± 1.9	7.4	-40 to 125			•			
74AUP1G374-Q100	Single D-type flip-flop; positive-edge trigger (3-state)	1.1 - 3.6	± 1.9	7.9	-40 to 125			•			
74AUP2G79-Q100	Dual D-type flip-flop; positive-edge trigger	1.1 - 3.6	± 1.9	8.5	-40 to 125						•
74LVC1G74-Q100	Single D-type flip-flop with set and reset; positive-edge trigger	1.65 - 5.5	± 32	3.5	-40 to 125					•	•
74LVC1G79-Q100	Single D-type flip-flop; positive-edge trigger	1.65 - 5.5	± 32	2.2	-40 to 125	•	•				
74LVC1G80-Q100	Single D-type flip-flop; positive-edge trigger	1.65 - 5.5	± 32	2.4	-40 to 125	•	•				
74LVC1G175-Q100	Single D flip-flop with reset; positive-edge trigger	1.65 - 5.5	± 32	3.1	-40 to 125			•	•		
74LVC2G74-Q100	Single D-type flip-flop with set and reset; positive-edge trigger	1.65 - 5.5	± 32	3.5	-40 to 125					•	•

Gates

Types in **bold** represent new products

Type number	Description	Features				Package (suffix)							
		V _{cc} (V)	I _o (mA)	t _{pd} (ns)	T _{amb} (°C)	SOT353-1 (GW)	SOT753 (GV)	SOT363 (GW)	SOT457 (GV)	SOT505-2 (DP)	SOT765-1 (DC)	SOT886 (GM)	SOT1203 (GS)
74AHC1G09-Q100	Single 2-input AND gate; open-drain	2.0 - 5.5	± 8	3.2	-40 to 125	•	•						
74AHC1G00-Q100	Single 2-input NAND gate	2.0 - 5.5	± 8	3.5	-40 to 125	•	•						
74AHC1G00-Q100	Single 2-input NAND gate; TTL-enabled	4.5 - 5.5	± 8	3.6	-40 to 125	•	•						
74AHC1G02-Q100	Single 2-input NOR gate	2.0 - 5.5	± 8	3.2	-40 to 125	•	•						
74AHC1G02-Q100	Single 2-input NOR gate; TTL-enabled	4.5 - 5.5	± 8	3.5	-40 to 125	•	•						
74AHC1G08-Q100	Single 2-input AND gate	2.0 - 5.5	± 8	3.2	-40 to 125	•	•						
74AHC1G08-Q100	Single 2-input AND gate; TTL-enabled	4.5 - 5.5	± 8	3.6	-40 to 125	•	•						
74AHC1G32-Q100	Single 2-input OR gate	2.0 - 5.5	± 8	3.2	-40 to 125	•	•						
74AHC1G32-Q100	Single 2-input OR gate; TTL-enabled	4.5 - 5.5	± 8	3.3	-40 to 125	•	•						
74AHC1G86-Q100	2-input EXCLUSIVE-OR gate	2.0 - 5.5	± 8	3.4	-40 to 125	•	•						
74AHC1G86-Q100	2-input EXCLUSIVE-OR gate; TTL-enabled	4.5 - 5.5	± 8	3.5	-40 to 125	•	•						
74AHC2G00-Q100	Dual 2-input NAND gate	2.0 - 5.5	± 8	3.5	-40 to 125					•	•		
74AHC2G00-Q100	Dual 2-input NAND gate; TTL-enabled	4.5 - 5.5	± 8	3.6	-40 to 125					•	•		
74AHC2G08-Q100	Dual 2-input AND gate	2.0 - 5.5	± 8	3.2	-40 to 125					•	•		
74AHC2G08-Q100	Dual 2-input AND gate; TTL-enabled	4.5 - 5.5	± 8	3.6	-40 to 125					•	•		
74AHC2G32-Q100	Dual 2-input OR gate	2.0 - 5.5	± 8	3.2	-40 to 125					•	•		
74AHC2G32-Q100	Dual 2-input OR gate; TTL-enabled	4.5 - 5.5	± 8	3.3	-40 to 125					•	•		
74AUP1G00-Q100	Single 2-input NAND gate	1.1 - 3.6	± 1.9	8.3	-40 to 125	•							
74AUP1G02-Q100	Single 2-input NOR gate	1.1 - 3.6	± 1.9	8.2	-40 to 125	•							
74AUP1G08-Q100	Single 2-input AND gate	1.1 - 3.6	± 1.9	8.2	-40 to 125	•						•	
74AUP1G09-Q100	Single 2-input AND gate; open-drain	2.0 - 5.5	± 8	3.2	-40 to 125	•							
74AUP1G32-Q100	Single 2-input OR gate	1.1 - 3.6	± 1.9	7.9	-40 to 125	•						•	
74AUP1G86-Q100	Single 2-input EXCLUSIVE-OR gate	1.1 - 3.6	± 1.9	3.3	-40 to 125	•							
74AUP1T98-Q100	Configurable gate with voltage level translation	2.3 - 3.6 V	± 1.9	8.7	-40 to 125			•					
74HC1G86-Q100	Single 2-input EXCLUSIVE-OR gate	2.0 - 6.0	± 2.6	9.0	-40 to 125	•	•						
74HC1G00-Q100	Single 2-input NAND gate	2.0 - 6.0	± 2.6	7.0	-40 to 125	•							
74HCT1G00-Q100	Single 2-input NAND gate; TTL-enabled	4.5 - 5.5	± 2	10	-40 to 125	•	•						
74HC1G02-Q100	Single 2-input NOR gate	2.0 - 6.0	± 2.6	7.0	-40 to 125	•	•						
74HCT1G02-Q100	Single 2-input NOR gate; TTL-enabled	4.5 - 5.5	± 2.0	9.0	-40 to 125	•	•						
74HC1G08-Q100	Single 2-input AND gate	2.0 - 6.0	± 5.2	7.0	-40 to 125	•	•						
74HCT1G08-Q100	Single 2-input AND gate; TTL-enabled	4.5 - 5.5	± 2	11	-40 to 125	•	•						
74HC1G32-Q100	Single 2-input OR gate	2.0 - 6.0	± 2.6	8.0	-40 to 125	•	•						
74HCT1G32-Q100	Single 2-input OR gate; TTL-enabled	4.5 - 5.5	± 2.0	10	-40 to 125	•	•						
74HC2G00-Q100	Dual 2-input NAND gate	2.0 - 6.0	± 5.6	9.0	-40 to 125					•	•		
74HCT2G00-Q100	Dual 2-input NAND gate; TTL-enabled	4.5 - 5.5	± 4	12	-40 to 125					•	•		
74HC2G02-Q100	Dual 2-input NOR gate	2.0 - 6.0	± 5.2	9.0	-40 to 125					•	•		

Gates

Types in **bold** represent new products

Type number	Description	Features				Package (suffix)							
		V _{CC} (V)	I _O (mA)	t _{pd} (ns)	T _{amb} (°C)	SOT353-1 (GW)	SOT753 (GV)	SOT363 (GW)	SOT457 (GV)	SOT505-2 (DP)	SOT765-1 (DC)	SOT886 (GM)	SOT1203 (GS)
74HCT2G02-Q100	Dual 2-input NOR gate; TTL-enabled	4.5 - 5.5	± 4	12	-40 to 125					•	•		
74HC2G08-Q100	Dual 2-input AND gate	2.0 - 6.0	± 5.2	9.0	-40 to 125					•	•		
74HCT2G08-Q100	Dual 2-Input AND gate; TTL-enabled	4.5 - 5.5	± 4	14	-40 to 125					•	•		
74HC2G32-Q100	Dual 2-input OR gate	2.0 - 6.0	± 5.2	9.0	-40 to 125					•	•		
74HCT2G32-Q100	Dual 2-input OR gate; TTL-enabled	4.5 - 5.5	± 4.0	13	-40 to 125					•	•		
74HC2G86-Q100	Dual 2-input EXCLUSIVE-OR gate	2.0 - 6.0	± 5.2	9.0	-40 to 125					•	•		
74HCT2G86-Q100	Dual 2-input EXCLUSIVE-OR gate; TTL-enabled	4.5 - 5.5	± 4.0	11	-40 to 125					•	•		
74HCT1G86-Q100	Single 2-input EXCLUSIVE-OR gate; TTL-enabled	4.5 - 5.5	± 2.0	10	-40 to 125	•	•						
74LVC1G00-Q100	Single 2-input NAND gate	1.65 - 5.5	± 32	2.2	-40 to 125	•	•						
74LVC1G02-Q100	Single 2-input NOR gate	1.65 - 5.5	± 32	2.1	-40 to 125	•	•						
74LVC1G08-Q100	Single 2-input AND gate	1.65 - 5.5	± 32	2.1	-40 to 125	•	•						
74LVC1G10-Q100	Single 3-input NAND gate	1.65 - 5.5	± 32	2.6	-40 to 125			•					
74LVC1G11-Q100	Single 3-input AND gate	1.65 - 5.5	± 32	2.6	-40 to 125			•	•				
74LVC1G27-Q100	Single 3-input NOR gate	1.65 - 5.5	± 32	2.6	-40 to 125			•					
74LVC1G32-Q100	Single 2-input OR gate	1.65 - 5.5	± 32	2.1	-40 to 125	•	•						
74LVC1G38-Q100	Single 2-input NAND gate; open-drain	1.65 - 5.5	32	2.3	-40 to 125	•	•						
74LVC1G57-Q100	Configurable gate; Schmitt-trigger	1.65 - 5.5	± 32	3.8	-40 to 125			•	•				
74LVC1G58-Q100	Configurable gate; Schmitt-trigger	1.65 - 5.5	± 32	3.8	-40 to 125			•	•				
74LVC1G86-Q100	Single 2-input EXCLUSIVE-OR gate	1.65 - 5.5	± 32	2.4	-40 to 125	•	•						
74LVC1G97-Q100	Configurable gate; Schmitt-trigger	1.65 - 5.5	± 32	6.3	-40 to 125			•					
74LVC1G332-Q100	Single 3-input OR gate	1.65 - 5.5	± 32	2.6	-40 to 125			•	•				
74LVC1GX04-Q100	Crystal driver	1.65 - 5.5	± 24	2.8	-40 to 125			•	•				
74LVC2G00-Q100	Dual 2-input NAND gate	1.65 - 5.5	± 32	2.2	-40 to 125						•		
74LVC2G02-Q100	Dual 2-input NOR gate	1.65 - 5.5	± 32	2.4	-40 to 125					•	•		
74LVC2G08-Q100	Dual 2-input AND gate	1.65 - 5.5	± 24	2.1	-40 to 125					•	•		•
74LVC2G32-Q100	Dual 2-input OR gate	1.65 - 5.5	± 32	2.2	-40 to 125					•	•		
74LVC2G34-Q100	Dual buffer	1.65 - 5.5	± 32	2.2	-40 to 125			•	•				
74LVC2G86-Q100	Dual 2-input EXCLUSIVE-OR gate	1.65 - 5.5	± 32	2.3	-40 to 125					•	•		

Latches/Registered drivers

Type number	Description	Features				Package (suffix)
		V _{CC} (V)	I _O (mA)	t _{pd} (ns)	T _{amb} (°C)	SOT363 (GW)
74AUP1G373-Q100	Single D-type transparent latch (3-state)	1.1 - 3.6	±1.9	8.5	-40 to 125	•

Multivibrators

Type number	Description	Features				Package (suffix)	
		V _{CC} (V)	I _O (mA)	t _{pd} (ns)	T _{amb} (°C)	SOT505-2 (DP)	SOT765-1 (DC)
74LVC1G123-Q100	Single retriggerable monostable multivibrator	1.65 - 5.5	± 32	3.5	-40 to 125	•	•

Schmitt-triggers

Types in **bold** represent new products

Type number	Description	Features				Package (suffix)						
		V _{CC} (V)	I _O (mA)	t _{pd} (ns)	T _{amb} (°C)	SOT353-1 (GW)	SOT753 (GV)	SOT363 (GW)	SOT457 (GV)	SOT505-2 (DP)	SOT765-1 (DC)	SOT886 (GM)
74AHC1G14-Q100	Single inverter Schmitt-trigger	2.0 - 5.5	± 8	3.2	-40 to 125	•	•					
74AHC1G14-Q100	Single inverter Schmitt-trigger; TTL-enabled	4.5 - 5.5	± 8	4.1	-40 to 125	•	•					
74AHC3G14-Q100	Triple inverter Schmitt-trigger	2.0 - 5.5	± 8	3.2	-40 to 125					•	•	
74AHC3G14-Q100	Triple inverter Schmitt-trigger; TTL-enabled	4.5 - 5.5	± 8	4.1	-40 to 125					•	•	
74AUP1G132-Q100	Single 2-input NAND gate; Schmitt-trigger	1.1 - 3.6	± 1.9	10	-40 to 125	•						
74HC1G14-Q100	Single inverter Schmitt-trigger	2.0 - 6.0	± 2.6	10	-40 to 125	•	•					
74HCT1G14-Q100	Single inverter Schmitt-trigger; TTL-enabled	4.5 - 5.5	± 2.0	15	-40 to 125	•	•					
74HC2G14-Q100	Dual inverter Schmitt-trigger	2.0 - 6.0	± 5.2	16	-40 to 125			•	•			
74HCT2G14-Q100	Dual inverter Schmitt-trigger; TTL-enabled	4.5 - 5.5	± 4.0	21	-40 to 125			•	•			
74HC2G17-Q100	Dual buffer Schmitt-trigger	2.0 - 6.0	± 5.2	12	-40 to 125			•	•			
74HCT2G17-Q100	Dual buffer Schmitt-trigger; TTL-enabled	4.5 - 5.5	± 4.0	21	-40 to 125			•	•			
74HC3G14-Q100	Triple inverter Schmitt-trigger	2.0 - 6.0	± 5.2	16	-40 to 125					•	•	
74HCT3G14-Q100	Triple inverter Schmitt-trigger; TTL-enabled	4.5 - 5.5	± 4.0	21	-40 to 125					•	•	
74LVC1G14-Q100	Single inverter Schmitt-trigger	1.65 - 5.5	± 32	3.0	-40 to 125	•	•					•
74LVC1G17-Q100	Single buffer Schmitt-trigger	1.65 - 5.5	± 32	3.0	-40 to 125	•	•					•
74LVC2G14-Q100	Dual inverter Schmitt-trigger	1.65 - 5.5	± 32	3.9	-40 to 125			•	•			•
74LVC2G17-Q100	Dual buffer Schmitt-trigger	1.65 - 5.5	± 32	3.6	-40 to 125			•	•			
74LVC3G17-Q100	Triple buffer Schmitt-trigger	1.65 - 5.5	± 32	3.6	-40 to 125					•	•	

Level shifters/Translators

Types in **bold** represent new products

Type number	Description	Features				Package (suffix)									
		V _{cc} (A) (V)	V _{cc} (B) (V)	I _o (mA)	T _{amb} (°C)	SOT353-1 (GW)	SOT363 (GW)	SOT505-2 (DP)	SOT765-1 (DC)	SOT552-1 (DP)	SOT833-1 (GT)	SOT886 (GM)	SOT1202 (GS)	SOT1203 (GS)	SOT1160-1 (GU)
74AUP1T34-Q100	Single dual supply translating buffer	1.1 - 3.6	1.1 - 3.6	± 1.9	-40 to 125	•									
74AVC1T45-Q100	Single dual-supply voltage level translating transceiver (3-state)	0.8 - 3.6	0.8 - 3.6	± 12	-40 to 125		•						•		
74AVC2T45-Q100	Dual-bit dual-supply voltage level translating transceiver (3-state)	0.8 - 3.6	0.8 - 3.6	± 12	-40 to 125			•	•		•				
74AVC2T245-Q100	2-bit dual supply configurable translating transceiver (3-state)	0.8 - 3.6	0.8 - 3.6	± 12	-40 to 125										•
74AVCH1T45-Q100	Single dual-supply voltage translating transceiver with bus hold (3-state)	0.8 - 3.6	0.8 - 3.6	± 12	-40 to 125		•								
74AXP1T57-Q100	Dual-supply translating configurable multiple function gate, Schmitt-trigger inputs	0.7 - 2.75	1.2 - 5.5	± 12	-40 to 125				•						
74AXP2T08-Q100	Dual-supply 2-input AND gate	0.7 - 2.75	1.2 - 5.5	± 12	-40 to 125					•					
74LVC1T45-Q100	Single dual-supply voltage level translating transceiver (3-state)	1.2 - 5.5	1.2 - 5.5	± 24	-40 to 125		•					•			
74LVCH1T45-Q100	Single dual-supply voltage translating transceiver with bus hold (3-state)	1.2 - 5.5	1.2 - 5.5	± 24	-40 to 125		•								
74LVC2T45-Q100	Dual-bit dual-supply voltage level translating transceiver (3-state)	1.2 - 5.5	1.2 - 5.5	± 24	-40 to 125				•		•			•	
74LVCH2T45-Q100	Dual-bit dual-supply voltage level translating transceiver with bus hold (3-state)	1.2 - 5.5	1.2 - 5.5	± 24	-40 to 125				•						

Buffers/Inverters/Drivers

Type number	Description	V _{cc} (V)	Logic switching levels	Output drive capability (mA)	Output Load CL (pF)	t _{pd} (ns)	f _{max} (MHz)	T _{amb} (°C)
74ABT04	Hex inverter	4.5 - 5.5	TTL	-15 / 20	50	2.2	100	-40 to 85
74ABT125	Quad buffer/line driver (3-state)	4.5 - 5.5	TTL	-32 / 64	50	3.1	100	-40 to 85
74ABT126	Quad buffer/line driver (3-state)	4.5 - 5.5	TTL	-32 / 64	50	3.0	100	-40 to 85
74ABT162244	16-bit buffer/line driver with 30 Ohm termination resistors (3-state)	4.5 - 5.5	TTL	-32 / 12	50	3.2	100	-40 to 85
74ABT16240A	16-bit inverter/line driver (3-state)	4.5 - 5.5	TTL	-32 / 64	50	2.0	150	-40 to 85
74ABT16244A	16-bit buffer/line driver (3-state)	4.5 - 5.5	TTL	-32 / 64	50	2.1	150	-40 to 85
74ABT244	Octal buffer/line driver (3-state)	4.5 - 5.5	TTL	-32 / 64	50	2.9	100	-40 to 85
74AHC04	Hex inverter	2.0 - 5.5	CMOS	±8	50	3.0	60	-40 to 125
74AHC125	Quad buffer/line driver (3-state)	2.0 - 5.5	CMOS	±8	50	3.0	60	-40 to 125
74AHC126	Quad buffer/line driver (3-state)	2.0 - 5.5	CMOS	±8	50	3.3	60	-40 to 125
74AHC14	Hex inverter; Schmitt-trigger	2.0 - 5.5	CMOS	±8	50	3.2	60	-40 to 125
74AHC1G04	Single inverter	2.0 - 5.5	CMOS	±8	50	3.1	60	-40 to 125
74AHC1G125	Single buffer/line driver (3-state)	2.0 - 5.5	CMOS	±8	50	3.4	60	-40 to 125
74AHC1G126	Single buffer/line driver (3-state)	2.0 - 5.5	CMOS	±8	50	3.4	60	-40 to 125
74AHC1G14	Single inverter; Schmitt-trigger	2.0 - 5.5	CMOS	±8	50	3.2	60	-40 to 125
74AHC1G17	Single buffer with Schmitt-trigger inputs	2.0 - 5.5	CMOS	±8	50	3.2	60	-40 to 125
74AHC1GU04	Single inverter; unbuffered	2.0 - 5.5	CMOS	±8	50	2.6	60	-40 to 125
74AHC244	Octal buffer/line driver (3-state)	2.0 - 5.5	CMOS	±8	50	3.5	60	-40 to 125
74AHC2G125	Dual buffer/line driver (3-state)	2.0 - 5.5	CMOS	±8	50	3.4	60	-40 to 125
74AHC2G126	Dual buffer/line driver (3-state)	2.0 - 5.5	CMOS	±8	50	3.4	60	-40 to 125
74AHC2G241	Dual buffer/line driver (3-state)	2.0 - 5.5	CMOS	±8	50	3.4	60	-40 to 125
74AHC3G04	Triple inverter	2.0 - 5.5	CMOS	±8	50	3.1	60	-40 to 125
74AHC3G14	Triple inverter; Schmitt-trigger	2.0 - 5.5	CMOS	±8	50	3.2	60	-40 to 125
74AHC3GU04	Triple inverter; unbuffered	2.0 - 5.5	CMOS	±8	50	2.5	60	-40 to 125
74AHC541	Octal buffer/line driver (3-state)	2.0 - 5.5	CMOS	±8	50	3.5	60	-40 to 125
74AHC9541A	Octal buffer/line driver; Schmitt-trigger (3-state)	1.8 - 5.5	CMOS	±8	15	3.4	60	-40 to 125
74AHCT04	Hex inverter; TTL-enabled	4.5 - 5.5	TTL	±8	50	3.0	60	-40 to 125
74AHCT04A	Hex inverter; TTL-enabled	4.5 - 5.5	TTL	±8	15	3.1	60	-40 to 125
74AHCT07A	Hex buffer; open-drain; TTL-enabled	4.5 - 5.5	TTL	±8	15	4.0	60	-40 to 125
74AHCT125	Quad buffer/line driver; TTL-enabled (3-state)	4.5 - 5.5	TTL	±8	50	3.0	60	-40 to 125
74AHCT126	Quad buffer/line driver; TTL-enabled (3-state)	4.5 - 5.5	TTL	±8	50	3.0	60	-40 to 125
74AHCT14	Hex inverting; Schmitt-trigger; TTL-enabled	4.5 - 5.5	TTL	±8	50	3.4	60	-40 to 125
74AHCT14A	Hex inverter; Schmitt-trigger; TTL-enabled	4.5 - 5.5	TTL	±8	15	3.7	60	-40 to 125
74AHCT17A	Hex buffer; Schmitt-trigger; TTL-enabled	4.5 - 5.5	TTL	±8	15	3.2	60	-40 to 125
74AHCT1G04	Single inverter; TTL-enabled	4.5 - 5.5	TTL	±8	50	3.4	60	-40 to 125
74AHCT1G125	Single buffer/line driver; TTL-enabled (3-state)	4.5 - 5.5	TTL	±8	50	3.4	60	-40 to 125
74AHCT1G126	Single buffer/line driver; TTL-enabled (3-state)	4.5 - 5.5	TTL	±8	50	3.4	60	-40 to 125
74AHCT1G14	Single inverter; Schmitt-trigger; TTL-enabled	4.5 - 5.5	TTL	±8	50	4.1	60	-40 to 125
74AHCT1G17	Single buffer with Schmitt-trigger inputs; TTL-enabled	4.5 - 5.5	TTL	±8	50	4.1	60	-40 to 125
74AHCT240	Octal inverter/line driver; TTL-enabled (3-state)	4.5 - 5.5	TTL	±8	50	3.0	60	-40 to 125
74AHCT244	Octal buffer/line driver; TTL-enabled (3-state)	4.5 - 5.5	TTL	±8	50	3.5	60	-40 to 125
74AHCT244A	Octal buffer/line driver; TTL-enabled (3-state)	4.5 - 5.5	TTL	±8	15	3.5	60	-40 to 125
74AHCT2G125	Dual buffer/line driver; TTL-enabled (3-state)	4.5 - 5.5	TTL	±8	50	3.4	60	-40 to 125

Buffers/Inverters/Drivers

Types in **bold** represent new products

Type number	Description	V _{cc} (V)	Logic switching levels	Output drive capability (mA)	Output Load CL (pF)	t _{pd} (ns)	f _{max} (MHz)	T _{amb} (°C)
74AHCT2G126	Dual buffer/line driver; TTL-enabled (3-state)	4.5 - 5.5	TTL	±8	50	3.4	60	-40 to 125
74AHCT2G241	Dual buffer/line driver; TTL-enabled (3-state)	4.5 - 5.5	TTL	±8	50	3.4	60	-40 to 125
74AHCT3G04	Triple inverter; TTL-enabled	4.5 - 5.5	TTL	±8	50	3.0	60	-40 to 125
74AHCT3G14	Triple inverter; Schmitt-trigger; TTL-enabled	4.5 - 5.5	TTL	±8	50	4.1	60	-40 to 125
74AHCT541	Octal buffer/line driver; TTL-enabled (3-state)	4.5 - 5.5	TTL	±8	50	3.5	60	-40 to 125
74AHCT541A	Octal buffer/line driver; TTL-enabled (3-state)	4.5 - 5.5	TTL	±8	15	3.5	60	-40 to 125
74AHCU04	Hex inverter; unbuffered	2.0 - 5.5	CMOS	±8	50	2.4	60	-40 to 125
74AHCV05A	Hex inverter; Schmitt trigger; open-drain	2.0 - 5.5	CMOS	±16	15	8.5	10	-40 to 125
74AHCV07A	Hex buffer; Schmitt-trigger; open-drain	1.8 - 5.5	CMOS	16	15	3.8	60	-40 to 125
74AHCV14A	Hex inverter; Schmitt-trigger	1.8 - 5.5	CMOS	±16	15	3.2	60	-40 to 125
74AHCV17A	Hex buffer; Schmitt-trigger	1.8 - 5.5	CMOS	±16	15	3.2	60	-40 to 125
74AHCV244A	Octal buffer/line driver; Schmitt-trigger (3-state)	1.8 - 5.5	CMOS	±16	15	3.0	60	-40 to 125
74AHCV541A	Octal buffer/line driver; Schmitt-trigger (3-state)	1.8 - 5.5	CMOS	±16	15	3.0	60	-40 to 125
74ALVC04	Hex inverter	1.65 - 3.6	TTL	±24	30	2.0	150	-40 to 85
74ALVC125	Quad buffer/line driver (3-state)	1.65 - 3.6	TTL	±24	30	1.8	145	-40 to 85
74ALVC14	Hex inverter; Schmitt-trigger	1.65 - 3.6	TTL	±24	30	2.4	150	-40 to 85
74ALVC16244	16-bit buffer/line driver (3-state)	1.2 - 3.6	TTL	±24	50	1.9	150	-40 to 85
74ALVC244	Octal buffer/line driver (3-state)	1.65 - 3.6	TTL	±24	30	2.9	130	-40 to 85
74ALVC541	Octal buffer/line driver (3-state)	1.65 - 3.6	TTL	±24	30	2.3	130	-40 to 85
74ALVCH162244	16-bit buffer/line driver with bus hold and 30 Ω termination resistors (3-state)	2.3 - 3.6	TTL	±12	30	2.7	150	-40 to 85
74ALVCH16244	16-bit buffer/line driver with bus hold (3-state)	1.2 - 3.6	TTL	±24	30	1.9	150	-40 to 85
74ALVCH162827	20-bit buffer/line driver with bus hold and 30 Ω termination resistors (3-state)	2.3 - 3.6	TTL	±12	30	2.9	150	-40 to 85
74ALVCH16825	18-bit buffer/line driver with bus hold (3-state)	2.3 - 3.6	TTL	±24	30	2.0	150	-40 to 85
74ALVCH16827	20-bit buffer/line driver with bus hold (3-state)	2.3 - 3.6	TTL	±24	30	2.0	150	-40 to 85
74ALVT16244	16-bit buffer/line driver with bus hold (3-state)	2.3 - 3.6	LVTTTL	-32 / 64	50	1.5	200	-40 to 85
74ALVT162827	20-bit buffer/line driver with bus hold and 30 Ω termination resistors (3-state)	2.3 - 3.6	LVTTTL	±12	50	2.2	75	-40 to 85
74ALVT16827	20-bit buffer/line driver with bus hold (3-state)	2.3 - 3.6	LVTTTL	-32 / 64	50	1.3	200	-40 to 85
74AUP1G04	Single inverter	1.1 - 3.6	CMOS	±1.9	30	4.0	70	-40 to 125
74AUP1G06	Single inverter; open drain	1.1 - 3.6	CMOS	1.9	30	4.5	70	-40 to 125
74AUP1G07	Single buffer; open drain	1.1 - 3.6	CMOS	1.9	30	4.4	70	-40 to 125
74AUP1G125	Single buffer/line driver (3-state)	1.1 - 3.6	CMOS	±1.9	30	4.3	70	-40 to 125
74AUP1G126	Single buffer/line driver (3-state)	1.1 - 3.6	CMOS	±1.9	30	4.3	70	-40 to 125
74AUP1G14	Single inverter; Schmitt-trigger	1.1 - 3.6	CMOS	±1.9	30	4.7	70	-40 to 125
74AUP1G16	Single buffer	1.1 - 3.6	CMOS	±1.9	30	4.7	70	-40 to 125
74AUP1G240	Single inverter/line driver (3-state)	1.1 - 3.6	CMOS	±1.9	30	4.2	70	-40 to 125
74AUP1G34	Single buffer	1.1 - 3.6	CMOS	±1.9	30	3.9	70	-40 to 125
74AUP1GU04	Single inverter; unbuffered	1.1 - 3.6	CMOS	±1.9	30	2.3	70	-40 to 125
74AUP1T04	Single supply voltage-translating inverter	2.3 - 3.6	CMOS	±4	15	3.9	70	-40 to 125
74AUP1T14	Single supply voltage-translating inverter	2.3 - 3.6	CMOS	±4	15	3.6	70	-40 to 125
74AUP1T17	Single supply voltage-translating buffer	2.3 - 3.6	CMOS	±4	15	3.6	70	-40 to 125
74AUP1T50	Single supply voltage-translating buffer	2.3 - 3.6	CMOS	±4	15	3.6	70	-40 to 125
74AUP2G04	Dual inverter	1.1 - 3.6	CMOS	±1.9	30	4.0	70	-40 to 125
74AUP2G06	Dual inverter; open drain	1.1 - 3.6	CMOS	1.9	30	4.5	70	-40 to 125

Buffers/Inverters/Drivers

Type number	Description	V _{cc} (V)	Logic switching levels	Output drive capability (mA)	Output Load CL (pF)	t _{pd} (ns)	f _{max} (MHz)	T _{amb} (°C)
74AUP2G07	Dual buffer; open drain	1.1 - 3.6	CMOS	1.9	30	4.4	70	-40 to 125
74AUP2G125	Dual buffer/line driver (3-state)	1.1 - 3.6	CMOS	+1.9	30	4.3	70	-40 to 125
74AUP2G126	Dual buffer/line driver (3-state)	1.1 - 3.6	CMOS	+1.9	30	4.3	70	-40 to 125
74AUP2G14	Dual inverter; Schmitt-trigger	1.1 - 3.6	CMOS	+1.9	30	4.7	70	-40 to 125
74AUP2G16	Dual buffer	1.1 - 3.6	CMOS	+1.9	30	4.7	70	-40 to 125
74AUP2G17	Dual buffer; Schmitt-trigger	1.1 - 3.6	CMOS	+1.9	30	7.8	70	-40 to 125
74AUP2G240	Dual inverter/line driver (3-state)	1.1 - 3.6	CMOS	+1.9	30	4.2	70	-40 to 125
74AUP2G241	Dual buffer/line driver (3-state)	1.1 - 3.6	CMOS	+ 1.9	30	4.3	70	-40 to 125
74AUP2G34	Dual buffer	1.1 - 3.6	CMOS	+1.9	30	3.9	70	-40 to 125
74AUP2GU04	Dual inverter; unbuffered	1.1 - 3.6	CMOS	+1.9	30	2.3	70	-40 to 125
74AUP3G04	Triple inverter	1.1 - 3.6	CMOS	+1.9	30	4.0	70	-40 to 125
74AUP3G14	Triple inverter; Schmitt-trigger	1.1 - 3.6	CMOS	+1.9	30	4.7	70	-40 to 125
74AUP3G16	Triple buffer	1.1 - 3.6	CMOS	+1.9	30	4.0	70	-40 to 125
74AUP3G17	Triple buffer; Schmitt-trigger	1.1 - 3.6	CMOS	+1.9	30	4.7	70	-40 to 125
74AVC16244	16-bit buffer/line driver (3-state)	0.8 - 3.6	CMOS/LVTTL	-12	30	2.0	200	-40 to 85
74AVC1T1004	1-to-4 translating fan-out buffer	0.8 - 3.6	CMOS/LVTTL	±12	15	4.9	200	-40 to 125
74AVC4T3144	4-bit dual-supply buffer/level-translator (3-state)	0.8 - 3.6	CMOS/ LVTTTL	±12	15	3.5	200	-40 to 125
74AVC9112	1-to-4 fan-out buffer	0.8 - 3.6	CMOS/LVTTL	±12	15	4.0	200	-40 to 125
74AVCH16244	16-bit buffer/line driver with bus hold (3-state)	0.8 - 3.6	CMOS/LVTTL	+12	30	2.0	200	-40 to 85
74AXP1G04	Single inverter	0.7 - 2.75	CMOS	+4.5	5	2.6	70	-40 to 85
74AXP1G06	Single inverter; open drain	0.7 - 2.75	CMOS	4.5	5	3.5	70	-40 to 85
74AXP1G07	Single buffer; open-drain	0.7 - 2.75	CMOS	4.5	5	3.5	70	-40 to 85
74AXP1G125	Single buffer/line driver (3-state)	0.7 - 2.75	CMOS	+4.5	5	2.7	70	-40 to 85
74AXP1G14	Single inverter; Schmitt-trigger	0.7 to 2.75	CMOS	+4.5	5	2.9	70	-40 to 85
74AXP1G17	Single buffer; Schmitt-trigger	0.7 to 2.75	CMOS	+4.5	5	2.8	70	-40 to 85
74AXP2G17	Dual buffer; Schmitt-trigger	0.7 to 2.75	CMOS	+4.5	5	2.8	70	-40 to 85
74AXP2G34	Dual buffer	0.7 to 2.75	CMOS	+4.5	5	2.5	70	-40 to 85
74AXP2G3404	Single buffer and Single inverter	0.7 to 2.75	CMOS	+4.5	5	2.5	70	-40 to 85
74HC04	Hex inverter	2.0 - 6.0	CMOS	+5.2	50	7.0	36	-40 to 125
74HC05	Hex inverter; open drain	2.0 - 6.0	CMOS	5.2	50	11	36	-40 to 125
74HC125	Quad buffer/line driver (3-state)	2.0 - 6.0	CMOS	+7.8	50	9.0	36	-40 to 125
74HC126	Quad buffer/line driver (3-state)	2.0 - 6.0	CMOS	+7.8	50	9.0	36	-40 to 125
74HC14	Hex inverter; Schmitt-trigger	2.0 - 6.0	CMOS	+5.2	50	12	36	-40 to 125
74HC1G04	Single inverter	2.0 - 6.0	CMOS	+2.6	50	7.0	36	-40 to 125
74HC1G125	Single buffer/line driver (3-state)	2.0 - 6.0	CMOS	+2.6	50	9.0	36	-40 to 125
74HC1G126	Single buffer/line driver (3-state)	2.0 - 6.0	CMOS	+2.6	50	9.0	36	-40 to 125
74HC1G14	Single inverter; Schmitt-trigger	2.0 - 6.0	CMOS	+2.6	50	10	36	-40 to 125
74HC1GU04	Single inverter; unbuffered	2.0 - 6.0	CMOS	+ 2.6	50	5.0	36	-40 to 125
74HC240	Octal inverter/line driver (3-state)	2.0 - 6.0	CMOS	+7.8	50	9.0	36	-40 to 125
74HC241	Octal buffer/line driver (3-state)	2.0 - 6.0	CMOS	+7.8	50	7.0	36	-40 to 125
74HC244	Octal buffer/line driver (3-state)	2.0 - 6.0	CMOS	+7.8	50	9.0	36	-40 to 125
74HC2G04	Dual inverter	2.0 - 6.0	CMOS	±5.2	50	8.0	36	-40 to 125
74HC2G125	Dual buffer/line driver (3-state)	2.0 - 6.0	CMOS	±5.2	50	10	36	-40 to 125

Buffers/Inverters/Drivers

Type number	Description	V _{cc} (V)	Logic switching levels	Output drive capability (mA)	Output Load CL (pF)	t _{pd} (ns)	f _{max} (MHz)	T _{amb} (°C)
74HC2G14	Dual inverter; Schmitt-trigger	2.0 - 6.0	CMOS	±5.2	50	16	36	-40 to 125
74HC2G17	Dual buffer; Schmitt-trigger	2.0 - 6.0	CMOS	±5.2	50	12	36	-40 to 125
74HC2G34	Dual buffer	2.0 - 6.0	CMOS	±5.2	50	9.0	36	-40 to 125
74HC2GU04	Single inverter; unbuffered	2.0 - 6.0	CMOS	±2.6	50	5.0	36	-40 to 125
74HC365	Hex buffer/line driver (3-state)	2.0 - 6.0	CMOS	±7.8	50	9.0	36	-40 to 125
74HC366	Hex inverter/line driver (3-state)	2.0 - 6.0	CMOS	±7.8	50	10	36	-40 to 125
74HC367	Hex buffer/line driver (3-state)	2.0 - 6.0	CMOS	±7.8	50	8.0	36	-40 to 125
74HC368	Hex inverter/line driver (3-state)	2.0 - 6.0	CMOS	±7.8	50	9.0	36	-40 to 125
74HC3G04	Triple inverter	2.0 - 6.0	CMOS	±5.2	50	8.0	36	-40 to 125
74HC3G06	Triple inverter; open drain	2.0 - 6.0	CMOS	5.2	50	9.0	36	-40 to 125
74HC3G07	Triple buffer; open drain	2.0 - 6.0	CMOS	5.2	50	9.0	36	-40 to 125
74HC3G14	Triple inverter; Schmitt-trigger	2.0 - 6.0	CMOS	±5.2	50	16	36	-40 to 125
74HC3G16	Triple buffer	2.0 - 6.0	CMOS	±5.2	50	9.0	36	-40 to 125
74HC3G34	Triple buffer	2.0 - 6.0	CMOS	±5.2	50	9.0	36	-40 to 125
74HC3GU04	Triple inverter; unbuffered	2.0 - 6.0	CMOS	±5.2	50	6.0	36	-40 to 125
74HC540	Octal inverter/line driver (3-state)	2.0 - 6.0	CMOS	±7.8	50	9.0	36	-40 to 125
74HC541	Octal buffer/line driver (3-state)	2.0 - 6.0	CMOS	±7.8	50	10	36	-40 to 125
74HC7014	Hex buffer; precision Schmitt-trigger	2.0 - 6.0	CMOS	±5.2	50	27	36	-40 to 125
74HC7540	Octal inverter/line driver; Schmitt-trigger (3-State)	2.0 - 6.0	CMOS	±7.8	15	11	36	-40 to 125
74HC7541	Octal buffer/line driver; Schmitt-trigger (3-State)	2.0 - 6.0	CMOS	±7.8	15	10	36	-40 to 125
74HC9114	9-bit inverter; Schmitt-trigger; open-drain (3-state)	2.0 - 6.0	CMOS	5.2	15	12	36	-40 to 125
74HC9115	9-bit buffer; Schmitt-trigger; open-drain (3-state)	2.0 - 6.0	CMOS	5.2	15	12	36	-40 to 125
74HCT04	Hex inverter; TTL-enabled	4.5 - 5.5	TTL	±4	50	8.0	36	-40 to 125
74HCT125	Quad buffer/line driver; TTL-enabled (3-state)	4.5 - 5.5	TTL	±6	50	12	36	-40 to 125
74HCT126	Quad buffer/line driver; TTL-enabled (3-state)	4.5 - 5.5	TTL	±6	50	11	36	-40 to 125
74HCT14	Hex inverter; Schmitt-trigger; TTL-enabled	4.5 - 5.5	TTL	±4	50	17	36	-40 to 125
74HCT1G04	Single inverter; TTL-enabled	4.5 - 5.5	TTL	±2	50	8.0	36	-40 to 125
74HCT1G125	Single buffer/line driver; TTL-enabled (3-state)	4.5 - 5.5	TTL	±2	50	10	36	-40 to 125
74HCT1G126	Single buffer/line driver; TTL-enabled (3-state)	4.5 - 5.5	TTL	±2	50	10	36	-40 to 125
74HCT1G14	Single inverter; Schmitt-trigger; TTL-enabled	4.5 - 5.5	TTL	±2	50	15	36	-40 to 125
74HCT240	Octal inverter/line driver; TTL-enabled (3-state)	4.5 - 5.5	TTL	±6	50	9.0	36	-40 to 125
74HCT241	Octal buffer/line driver; TTL-enabled (3-state)	4.5 - 5.5	TTL	±6	50	11	36	-40 to 125
74HCT244	Octal buffer/line driver; TTL-enabled (3-state)	4.5 - 5.5	TTL	±6	50	11	36	-40 to 125
74HCT2G04	Dual inverter; TTL-enabled	4.5 - 5.5	TTL	±4	50	10	36	-40 to 125
74HCT2G125	Dual buffer/line driver; TTL-enabled (3-state)	4.5 - 5.5	TTL	±4	50	12	36	-40 to 125
74HCT2G14	Dual inverter; Schmitt-trigger; TTL-enabled	4.5 to 5.5	TTL	±4	50	21	36	-40 to 125
74HCT2G17	Dual buffer; Schmitt-trigger; TTL-enabled	4.5 to 5.5	TTL	±4	50	21	36	-40 to 125
74HCT2G34	Dual buffer; TTL-enabled	4.5 - 5.5	TTL	±4	50	10	32	-40 to 125
74HCT365	Hex buffer/line driver; TTL-enabled (3-state)	4.5 - 5.5	TTL	±6	50	11	36	-40 to 125
74HCT366	Hex inverter/line driver; TTL-enabled (3-state)	4.5 - 5.5	TTL	±6	50	11	36	-40 to 125
74HCT367	Hex buffer/line driver; TTL-enabled (3-state)	4.5 - 5.5	TTL	±6	50	11	36	-40 to 125
74HCT368	Hex inverter/line driver; TTL-enabled (3-state)	4.5 - 5.5	TTL	±6	50	11	36	-40 to 125
74HCT3G04	Triple inverter; TTL-enabled	4.5 - 5.5	TTL	±4	50	10	36	-40 to 125

Buffers/Inverters/Drivers

Type number	Description	V _{cc} (V)	Logic switching levels	Output drive capability (mA)	Output Load CL (pF)	t _{pd} (ns)	f _{max} (MHz)	T _{amb} (°C)
74HCT3G06	Triple inverter; open drain; TTL-enabled	4.5 - 5.5	TTL	4	50	9.0	36	-40 to 125
74HCT3G07	Triple buffer; open drain; TTL-enabled	4.5 - 5.5	TTL	4	50	9.0	36	-40 to 125
74HCT3G14	Triple inverter Schmitt-trigger; TTL-enabled	4.5 - 5.5	TTL	±4	50	21	36	-40 to 125
74HCT3G16	Triple buffer; TTL-enabled	4.5 - 5.5	TTL	±4	50	10	36	-40 to 125
74HCT3G34	Triple buffer; TTL-enabled	4.5 - 5.5	TTL	±4	50	10	36	-40 to 125
74HCT540	Octal inverter/line driver; TTL-enabled (3-state)	4.5 - 5.5	TTL	±6	50	11	36	-40 to 125
74HCT541	Octal buffer/line driver; TTL-enabled (3-state)	4.5 - 5.5	TTL	±6	50	12	36	-40 to 125
74HCT7540	Octal inverter/line driver Schmitt-trigger; TTL-enabled (3-State)	4.5 - 5.5	TTL	±6	15	16	36	-40 to 125
74HCT7541	Octal buffer/line driver Schmitt-trigger; TTL-enabled (3-State)	4.5 - 5.5	TTL	±6	15	16	36	-40 to 125
74HCT9114	9-bit inverter Schmitt-trigger; open-drain; TTL-enabled (3-state)	4.5 - 5.5	TTL	4	15	13	36	-40 to 125
74HCU04	Hex inverter; unbuffered	2.0 - 6.0	CMOS	±5.2	50	5.0	36	-40 to 125
74LV04	Hex inverter	1.0 - 5.5	CMOS	±12	50	6.0	30	-40 to 125
74LV04AT	Hex buffer	4.5 - 5.5	TTL	±12	15	3.3	60	-40 to 125
74LV05A	Hex inverter; open-drain	2.0 - 5.5	CMOS	12	15	2.9	60	-40 to 125
74LV07A	Hex buffer; open-drain	2.0 - 5.5	CMOS	16	15	3.6	60	-40 to 125
74LV07AT	Hex buffer; open-drain; TTL-enabled	4.5 - 5.5	TTL	16	15	3.5	60	-40 to 125
74LV14	Hex inverter; Schmitt-trigger	1.0 - 5.5	TTL	±12	50	13	30	-40 to 125
74LV14A	Hex inverter; Schmitt-trigger	2.0 - 5.5	CMOS	±12	15	3.4	60	-40 to 125
74LV17A	Hex buffer; Schmitt-trigger	2.0 - 5.5	CMOS	±12	15	3.4	60	-40 to 125
74LV1T04	Single supply translating inverter	1.6 - 5.5	CMOS	±8	15	3.1	60	-40 to 125
74LV1T34	Single supply translating buffer	1.6 - 5.5	CMOS	±8	15	3.1	60	-40 to 125
74LV1T125	Single supply translating buffer / line driver (3-state)	1.6 - 5.5	CMOS	±8	15	3.2	60	-40 to 125
74LV1T126	Single supply translating buffer / line driver (3-state)	1.6 - 5.5	CMOS	±8	15	3.2	60	-40 to 125
74LV244	Octal buffer/line driver (3-state)	1.0 - 5.5	CMOS	±16	50	8.0	30	-40 to 125
74LV244A	Octal buffer/line driver (3-state)	2.0 - 5.5	CMOS	±16	15	2.9	60	-40 to 125
74LV244AT	Octal buffer/line driver; TTL-enabled (3-state)	4.5 - 5.5	TTL	±16	15	2.8	60	-40 to 125
74LV365	Hex buffer/line driver (3-state)	1.0 - 3.6	CMOS	±8	50	9.0	30	-40 to 125
74LV540A	Octal buffer/line driver (3-state); inverting	1.65 - 5.5	CMOS/LVTTL	±16	15	3.1	60	-40 to 125
74LV541A	Octal buffer/line driver (3-state)	2.0 - 5.5	CMOS	±16	15	2.9	60	-40 to 125
74LV541AT	Octal buffer/line driver; TTL-enabled (3-state)	4.5 - 5.5	TTL	±16	15	2.8	60	-40 to 125
74LVC04A	Hex inverter	1.65 - 5.5	CMOS/LVTTL	±24	50	2.0	175	-40 to 125
74LVC06A	Hex inverter; open drain	1.65 - 5.5	CMOS/LVTTL	32	50	2.2	175	-40 to 125
74LVC07A	Hex buffer; open drain	1.65 - 5.5	CMOS/LVTTL	32	50	2.2	175	-40 to 125
74LVC125A	Quad buffer/line driver (3-state)	1.2 - 3.6	CMOS/LVTTL	±24	50	2.4	175	-40 to 125
74LVC126A	Quad buffer/line driver (3-state)	1.2 - 3.6	CMOS/LVTTL	±24	50	2.4	175	-40 to 125
74LVC14A	Hex inverter; Schmitt-trigger	1.2 - 3.6	CMOS/LVTTL	±24	50	3.2	175	-40 to 125
74LVC162244A	16-bit buffer/line driver with 30 Ω termination resistors (3-state)	1.2 - 3.6	CMOS/LVTTL	±24	50	2.9	175	-40 to 125
74LVC16240A	16-bit inverter/line driver (3-state)	1.2 - 3.6	CMOS/LVTTL	±24	50	2.7	175	-40 to 125
74LVC16241A	16-bit buffer/line driver (3-state)	1.2 - 3.6	CMOS/LVTTL	±24	50	2.9	175	-40 to 125
74LVC16244A	16-bit buffer/line driver (3-state)	1.2 - 3.6	CMOS/LVTTL	±24	50	3.0	175	-40 to 125
74LVC1G04	Single inverter	1.65 - 5.5	CMOS/LVTTL	±32	50	2.0	175	-40 to 125
74LVC1G06	Single inverter; open drain	1.65 - 5.5	CMOS/LVTTL	32	50	2.3	175	-40 to 125
74LVC1G07	Single buffer; open drain	1.65 - 5.5	CMOS/LVTTL	32	50	2.2	175	-40 to 125

Buffers/Inverters/Drivers

Type number	Description	V _{cc} (V)	Logic switching levels	Output drive capability (mA)	Output Load CL (pF)	t _{pd} (ns)	f _{max} (MHz)	T _{amb} (°C)
74LVC1G125	Single buffer/line driver; TTL-enabled (3-state)	1.65 - 5.5	CMOS/LVTTL	±32	50	2.1	175	-40 to 125
74LVC1G126	Single buffer/line driver; TTL-enabled (3-state)	1.65 - 5.5	CMOS/LVTTL	±32	50	2.0	175	-40 to 125
74LVC1G14	Single inverter; Schmitt-trigger	1.65 - 5.5	CMOS/LVTTL	±32	50	3.0	175	-40 to 125
74LVC1G16	Single buffer	1.65 - 5.5	CMOS/LVTTL	±24	50	2.0	175	-40 to 125
74LVC1G17	Single buffer; Schmitt-trigger	1.65 - 5.5	CMOS/LVTTL	±32	50	3.0	175	-40 to 125
74LVC1G34	Single buffer	1.65 - 5.5	CMOS/LVTTL	±24	50	2.0	175	-40 to 125
74LVC1GU04	Single inverter; unbuffered	1.65 - 5.5	CMOS/LVTTL	±32	50	1.6	175	-40 to 125
74LVC2244A	Octal buffer/line driver with 30 Ω termination resistors (3-state)	1.2 - 3.6	CMOS/LVTTL	±12	50	3.1	175	-40 to 125
74LVC240A	Octal inverter/line driver (3-state)	1.2 - 3.6	CMOS/LVTTL	±24	50	3.5	175	-40 to 125
74LVC244A	Octal buffer/line driver (3-state)	1.2 - 3.6	CMOS/LVTTL	±24	50	2.8	175	-40 to 125
74LVC2G04	Dual inverter	1.65 - 5.5	CMOS/LVTTL	±24	50	2.7	175	-40 to 125
74LVC2G06	Dual inverter; open drain	1.65 - 5.5	CMOS/LVTTL	32	50	2.3	175	-40 to 125
74LVC2G07	Dual buffer; open drain	1.65 - 5.5	CMOS/LVTTL	32	50	2.6	175	-40 to 125
74LVC2G125	Dual buffer/line driver; TTL-enabled (3-state)	1.65 - 5.5	CMOS/LVTTL	±32	50	2.3	175	-40 to 125
74LVC2G126	Dual buffer/line driver; TTL-enabled (3-state)	1.65 - 5.5	CMOS/LVTTL	±32	50	2.4	175	-40 to 125
74LVC2G14	Dual inverter; Schmitt-trigger	1.65 - 5.5	CMOS/LVTTL	±32	50	3.9	175	-40 to 125
74LVC2G16	Dual buffer	1.65 - 5.5	CMOS/LVTTL	±24	50	2.0	175	-40 to 125
74LVC2G17	Dual buffer; Schmitt-trigger	1.65 - 5.5	CMOS/LVTTL	±32	50	3.6	175	-40 to 125
74LVC2G240	Dual inverter/line driver (3-state)	1.65 - 5.5	CMOS/LVTTL	±32	50	2.5	175	-40 to 125
74LVC2G241	Dual buffer/line driver (3-state)	1.65 - 5.5	CMOS/LVTTL	±32	50	2.6	175	-40 to 125
74LVC2G34	Dual buffer	1.65 - 5.5	CMOS/LVTTL	±32	50	2.2	175	-40 to 125
74LVC2GU04	Dual inverter; unbuffered	1.65 - 5.5	CMOS/LVTTL	±32	50	2.3	175	-40 to 125
74LVC3G04	Triple inverter	1.65 - 5.5	CMOS/LVTTL	±32	50	2.7	175	-40 to 125
74LVC3G06	Triple inverter; open drain	1.65 - 5.5	CMOS/LVTTL	32	50	2.0	175	-40 to 125
74LVC3G07	Triple buffer; open drain	1.65 - 5.5	CMOS/LVTTL	32	50	2.1	175	-40 to 125
74LVC3G14	Triple inverter; Schmitt-trigger	1.65 - 5.5	CMOS/LVTTL	±32	50	3.2	175	-40 to 125
74LVC3G16	Triple buffer	1.65 - 5.5	CMOS/LVTTL	±24	50	2.0	175	-40 to 125
74LVC3G17	Triple buffer; Schmitt-trigger	1.65 - 5.5	CMOS/LVTTL	±32	50	3.6	175	-40 to 125
74LVC3G34	Triple buffer	1.65 - 5.5	CMOS/LVTTL	±32	50	2.2	175	-40 to 125
74LVC3GU04	Triple inverter; unbuffered	1.65 - 5.5	CMOS/LVTTL	±32	50	2.3	175	-40 to 125
74LVC541A	Octal buffer/line driver (3-state)	1.2 - 3.6	CMOS/LVTTL	±24	50	3.3	175	-40 to 125
74LVC827A	10-bit buffer/line driver (3-state)	1.2 - 3.6	CMOS/LVTTL	±24	50	4.0	175	-40 to 125
74LVCH162244A	16-bit buffer/line driver with bus hold and 30 Ω termination resistors (3-state)	1.2 - 3.6	CMOS/LVTTL	±12	50	2.9	175	-40 to 125
74LVCH16244A	16-bit buffer/line driver with bus hold (3-state)	1.2 - 3.6	CMOS/LVTTL	±24	50	3.0	175	-40 to 125
74LVCH16541A	16-bit buffer/line driver with bus hold (3-state)	1.2 - 3.6	CMOS/LVTTL	±24	50	2.7	175	-40 to 125
74LVCH244A	Octal buffer/line driver with bus hold (3-state)	1.2 - 3.6	CMOS/LVTTL	±24	50	2.8	175	-40 to 125
74LVCU04A	Hex inverter; unbuffered	1.2 - 3.6	CMOS/LVTTL	±24	50	2.0	175	-40 to 125
74LVT04	Hex inverter	2.7 - 3.6	TTL	-20 / 32	50	2.6	150	-40 to 85
74LVT125	Quad buffer/line driver with bus hold (3-state)	2.7 - 3.6	TTL	-32 / 64	50	2.9	150	-40 to 85
74LVT126	Quad buffer/line driver with bus hold (3-state)	2.7 - 3.6	TTL	-32 / 64	50	2.4	150	-40 to 85
74LVT14	Hex inverter; Schmitt-trigger	2.7 - 3.6	TTL	-32 / 64	50	3.8	150	-40 to 85
74LVT162240A	16-bit inverter/line driver with bus hold and 30 Ω termination (3-state)	2.7 - 3.6	TTL	±12	50	2.6	150	-40 to 85
74LVT162244B	16-bit buffer/line driver with bus hold and 30 Ω termination resistors (3-state)	2.7 - 3.6	TTL	±12	50	2.8	150	-40 to 85

Buffers/Inverters/Drivers

Type number	Description	V _{cc} (V)	Logic switching levels	Output drive capability (mA)	Output Load CL (pF)	t _{pd} (ns)	f _{max} (MHz)	T _{amb} (°C)
74LVT16240A	16-bit inverter/line driver with bus hold (3-state)	2.7 - 3.6	TTL	-32 / 64	50	2.0	150	-40 to 85
74LVT16244B	16-bit buffer/line driver with bus hold (3-state)	2.7 - 3.6	TTL	-32 / 64	50	1.8	150	-40 to 85
74LVT2241	Octal buffer/line driver with bus hold and 30 Ω termination resistors (3-state)	2.7 - 3.6	TTL	±12	50	3.3	150	-40 to 85
74LVT2244	Octal buffer/line driver with bus hold and 30 Ω termination resistors (3-state)	2.7 - 3.6	TTL	±12	50	2.9	150	-40 to 85
74LVT240	Octal inverter/line driver with bus hold (3-state)	2.7 - 3.6	TTL	-32 / 64	50	2.5	150	-40 to 85
74LVT241	Octal buffer/line driver with bus hold (3-state)	2.7 - 3.6	TTL	-32 / 64	50	2.8	150	-40 to 85
74LVT244A	Octal buffer/line driver with bus hold (3-state)	2.7 - 3.6	TTL	-32 / 64	50	2.6	150	-40 to 85
74LVT244B	Octal buffer/line driver with bus hold (3-state)	2.7 - 3.6	TTL	-32 / 64	50	2.0	150	-40 to 85
74LVTH125	Quad buffer/line driver with bus hold (3-state)	2.7 - 3.6	TTL	-32 / 64	50	2.9	150	-40 to 85
74LVTH16244B	16-bit buffer/line driver with bus hold (3-state)	2.7 - 3.6	TTL	-32 / 64	50	1.8	150	-40 to 85
74LVTH244A	Octal buffer/line driver with bus hold (3-state)	2.7 - 3.6	TTL	-32 / 64	50	2.6	150	-40 to 85
74LVTH244B	Octal buffer/line driver with bus hold (3-state)	2.7 - 3.6	TTL	-32 / 64	50	2.0	150	-40 to 85
74LVTN16244B	16-bit buffer/line driver (3-state)	2.7 - 3.6	TTL	-32 / 64	50	1.8	150	-40 to 85
74VHC125	Quad buffer/line driver (3-state)	2.0 - 5.5	CMOS	±8	50	3.0	60	-40 to 125
74VHC126	Quad buffer/line driver (3-state)	2.0 - 5.5	CMOS	±8	50	3.3	60	-40 to 125
74VHC14	Hex inverter; Schmitt-trigger	2.0 - 5.5	CMOS	±8	50	3.2	60	-40 to 125
74VHC244	Octal inverter/line driver (3-state)	2.0 - 5.5	CMOS	±8	50	3.5	60	-40 to 125
74VHC541	Octal buffer/line driver (3-state)	2.0 - 5.5	CMOS	±8	50	3.5	60	-40 to 125
74VHCT125	Quad buffer/line driver; TTL-enabled (3-state)	4.5 - 5.5	TTL	±8	50	3.0	60	-40 to 125
74VHCT126	Quad buffer/line driver; TTL-enabled (3-state)	4.5 - 5.5	TTL	±8	50	3.0	60	-40 to 125
74VHCT14	Hex inverter; Schmitt-trigger; TTL-enabled	4.5 - 5.5	TTL	±8	50	4.1	60	-40 to 125
74VHCT244	Octal inverter/line driver; TTL-enabled (3-state)	4.5 - 5.5	TTL	±8	50	5.0	60	-40 to 125
74VHCT541	Octal buffer/line driver; TTL-enabled (3-state)	4.5 - 5.5	TTL	±8	50	3.5	60	-40 to 125
HEF40098B	Hex inverter	3.0 - 15.0	CMOS	-10 / 20	50	25	10	-40 to 125
HEF40244B	Octal buffer/line driver (3-state)	3.0 - 15.0	CMOS	-62 / 45	50	30	10	-40 to 125
HEF4049B	Hex inverter/line driver	3.0 - 15.0	CMOS	-3 / 20	50	20	10	-40 to 125
HEF4050B	Hex buffer/line driver	3.0 - 15.0	CMOS	-3 / 20	50	40	10	-40 to 125
HEF4069UB	Hex inverter; unbuffered	3.0 - 15.0	CMOS	±3.4	50	15	10	-40 to 125
PDI1284P11	Printer parallel interface transceiver/buffer	3.0 - 3.6	LVTTTL	±14	50	13.9		0 to 70
XC7SET04	Single inverter; TTL-enabled	4.5 - 5.5	TTL	±8	50	3.5	60	-40 to 125
XC7SET125	Single buffer/line driver; TTL-enabled (3-state)	4.5 - 5.5	TTL	±8	50	3.4	60	-40 to 125
XC7SET14	Single inverter; Schmitt-trigger; TTL-enabled	4.5 - 5.5	TTL	±8	50	4.1	60	-40 to 125
XC7SH04	Single inverter	2.0 - 5.5	CMOS	±8	50	3.5	60	-40 to 125
XC7SH125	Single buffer/line driver (3-state)	2.0 - 5.5	CMOS	±8	50	3.4	60	-40 to 125
XC7SH14	Single inverter; Schmitt-trigger	2.0 - 5.5	CMOS	±8	50	3.2	60	-40 to 125
XC7SHU04	Single inverter; unbuffered	2.0 - 5.5	CMOS	±8	50	3.5	60	-40 to 125
XC7WH126	Dual buffer/line driver (3-state)	2.0 - 5.5	CMOS	±8	50	3.4	60	-40 to 125
XC7WH14	Triple inverter; Schmitt-trigger	2.0 - 5.5	CMOS	±8	50	3.2	60	-40 to 125
XC7WT14	Triple inverter; Schmitt-trigger; TTL-enabled	4.5 - 5.5	TTL	±8	50	4.1	60	-40 to 125

Schmitt-triggers

Types in **bold** represent new products

Type number	Description	V _{CC} (V)	Logic switching levels	Output drive capability (mA)	t _{pd} (ns)	Output Load C _L (pF)	f _{max} (MHz)	Number of bits	T _{amb} (°C)
74AHC132	Quad 2-input NAND gate Schmitt-trigger	2.0 - 5.5	CMOS	±8	3.3	50	60	4	-40 to 125
74AHC14	Hex inverter Schmitt-trigger	2.0 - 5.5	CMOS	±8	3.2	50	60	6	-40 to 125
74AHC1G14	Single inverter Schmitt-trigger	2.0 - 5.5	CMOS	±8	3.2	50	60	1	-40 to 125
74AHC1G17	Single buffer Schmitt-trigger	2.0 - 5.5	CMOS	±8	3.2	50	60	1	-40 to 125
74AHC3G14	Triple inverter Schmitt-trigger	2.0 - 5.5	CMOS	±8	3.2	50	60	3	-40 to 125
74AHCT132	Quad 2-input NAND gate Schmitt-trigger; TTL-enabled	4.5 - 5.5	TTL	±8	3.5	50	60	4	-40 to 125
74AHCT14	Hex inverter Schmitt-trigger; TTL-enabled	4.5 - 5.5	TTL	±8	4.0	50	60	6	-40 to 125
74AHCT17A	Hex buffer Schmitt-trigger	4.5 - 5.5	TTL	±8	3.2	50	60	8	-40 to 125
74AHCT1G14	Single inverter Schmitt-trigger; TTL-enabled	4.5 - 5.5	TTL	±8	4.1	50	60	1	-40 to 125
74AHCT1G17	Single buffer Schmitt-trigger; TTL-enabled	4.5 - 5.5	TTL	±8	4.1	50	60	1	-40 to 125
74AHCT3G14	Triple inverter Schmitt-trigger; TTL-enabled	4.5 - 5.5	TTL	±8	4.1	50	60	3	-40 to 125
74AHCV05A	Hex inverter; Schmitt trigger; open-drain	2.0 - 5.5	CMOS	±16	5.8	15	10	6	-40 to 125
74AHCV07A	Hex buffer Schmitt-trigger; open-drain	1.8 - 5.5	CMOS	16	3.8	15	60	6	-40 to 125
74AHCV14A	Hex inverter Schmitt-trigger	1.8 - 5.5	CMOS	±16	3.2	15	60	6	-40 to 125
74AHCV17A	Hex buffer Schmitt-trigger	1.8 - 5.5	CMOS	±16	3.2	15	60	6	-40 to 125
74AHCV244A	Octal buffer/line driver Schmitt-trigger (3-state)	1.8 - 5.5	CMOS	±16	3.0	15	60	8	-40 to 125
74AHCV245A	Octal transceiver Schmitt-trigger (3-state)	1.8 - 5.5	CMOS	±16	3.2	15	60	8	-40 to 125
74AHCV541A	Octal buffer/line driver Schmitt-trigger (3-state)	1.8 - 5.5	CMOS	±16	3.0	15	60	8	-40 to 125
74ALVC14	Hex inverter Schmitt-trigger	1.65 - 3.6	TTL	±24	2.4	50	150	6	-40 to 85
74AUP1G132	Single 2-input NAND gate Schmitt-trigger	1.1 - 3.6	CMOS	±1.9	10.0	30	70	1	-40 to 125
74AUP1G14	Single inverter Schmitt-trigger	1.1 - 3.6	CMOS	±1.9	4.7	30	70	1	-40 to 125
74AUP1G17	Single buffer Schmitt-trigger	1.1 - 3.6	CMOS	±1.9	7.8	30	70	1	-40 to 125
74AUP1G57	Configurable gate; Schmitt-trigger	1.1 - 3.6	CMOS	±1.9	8.7	30	70	1	-40 to 125
74AUP1G58	Configurable gate; Schmitt-trigger	1.1 - 3.6	CMOS	±1.9	8.7	30	70	1	-40 to 125
74AUP1G97	Configurable gate; Schmitt-trigger	1.1 - 3.6	CMOS	±1.9	8.7	30	70	1	-40 to 125
74AUP1G98	Configurable gate; Schmitt-trigger	1.1 - 3.6	CMOS	±1.9	8.9	30	70	1	-40 to 125
74AUP2G132	Dual 2-input NAND gate Schmitt-trigger	1.1 - 3.6	CMOS	±1.9	10	30	70	2	-40 to 125
74AUP2G14	Dual inverter Schmitt-trigger	1.1 - 3.6	CMOS	±1.9	4.7	30	70	2	-40 to 125
74AUP2G17	Dual buffer Schmitt-trigger	1.1 - 3.6	CMOS	±1.9	7.8	30	70	2	-40 to 125
74AUP2G58	Dual configurable gate; Schmitt-trigger	1.1 - 3.6	CMOS	±1.9	8.7	30	70	2	-40 to 125
74AUP2G97	Dual configurable gate; Schmitt-trigger	1.1 - 3.6	CMOS	±1.9	8.7	30	70	2	-40 to 125

Schmitt-triggers

Type number	Description	V _{CC} (V)	Logic switching levels	Output drive capability (mA)	t _{pd} (ns)	Output Load C _L (pF)	f _{max} (MHz)	Number of bits	T _{amb} (°C)
74AUP2G98	Dual configurable gate; Schmitt-trigger	1.1 - 3.6	CMOS	±1.9	8.9	30	70	2	-40 to 125
74AUP3G14	Triple inverter Schmitt-trigger	1.1 - 3.6	CMOS	±1.9	2.4	30	70	3	-40 to 125
74AUP3G17	Triple Schmitt-trigger	1.1 - 3.6	CMOS	±1.9	2.4	30	70	3	-40 to 125
74AXP1G14	Single inverter Schmitt-trigger	0.7 - 2.75	CMOS	±4.5	2.9	5	70	1	-40 to 85
74AXP1G17	Single buffer Schmitt-trigger	0.7 - 2.75	CMOS	±4.5	2.8	5	70	1	-40 to 85
74AXP1G57	Configurable gate; Schmitt-trigger	0.7 - 2.75	CMOS	±4.5	4.6	5	70	1	-40 to 85
74AXP1G58	Configurable gate; Schmitt-trigger	0.7 - 2.75	CMOS	±4.5	4.5	5	70	1	-40 to 85
74AXP1G97	Configurable gate; Schmitt-trigger	0.7 - 2.75	CMOS	±4.5	4.5	5	70	1	-40 to 85
74AXP1G98	Configurable gate; Schmitt-trigger	0.7 - 2.75	CMOS	±4.5	4.5	5	70	1	-40 to 85
74AXP1T14	Dual-supply Schmitt-trigger inverter	0.75 - 2.75	CMOS	±12	4.9	5	45	1	-40 to 125
74AXP1T57	Single dual-supply translating configurable gate; Schmitt-trigger inputs	0.75 - 2.75	CMOS	±12	4.8	5	45	1	-40 to 125
74AXP2G14	Dual inverter Schmitt-trigger	0.7 - 2.75	CMOS	±4.5	2.9	5	70	2	-40 to 85
74AXP2G17	Dual buffer Schmitt-trigger	0.7 - 2.75	CMOS	±4.5	2.8	5	70	1	-40 to 85
74HC132	Quad 2-input NAND gate Schmitt-trigger	2.0 - 6.0	CMOS	±5.2	11	50	36	4	-40 to 125
74HC14	Hex inverter Schmitt-trigger	2.0 - 6.0	CMOS	±5.2	12	50	36	6	-40 to 125
74HC1G14	Single inverter Schmitt-trigger	2.0 - 6.0	CMOS	±2.6	10	50	36	1	-40 to 125
74HC2G14	Dual inverter Schmitt-trigger	2.0 - 6.0	CMOS	±5.2	16	50	36	2	-40 to 125
74HC2G17	Dual buffer Schmitt-trigger	2.0 - 6.0	CMOS	±5.2	12	50	36	2	-40 to 125
74HC3G14	Triple inverter Schmitt-trigger	2.0 - 6.0	CMOS	±5.2	16	50	36	3	-40 to 125
74HC7014	Hex buffer precision Schmitt-trigger	2.0 - 6.0	CMOS	±5.2	27	50	36	6	-40 to 125
74HC7540	Octal inverter/line driver Schmitt-trigger (3-state)	2.0 - 6.0	CMOS	±7.8	11	50	36	8	-40 to 125
74HC7541	Octal buffer/line driver Schmitt-trigger (3-state)	2.0 - 6.0	CMOS	±7.8	11	50	36	8	-40 to 125
74HC9114	9-bit inverter Schmitt-trigger; open drain (3-state)	2.0 - 6.0	CMOS	5.2	12	50	36	9	-40 to 125
74HC9115	9-bit buffer Schmitt-trigger; open drain (3-state)	2.0 - 6.0	CMOS	5.2	12	50	36	9	-40 to 125
74HCT132	Quad 2-input NAND gate Schmitt-trigger; TTL-enabled	4.5 - 5.5	TTL	±4	17	50	36	4	-40 to 125
74HCT14	Hex inverter Schmitt-trigger; TTL-enabled	4.5 - 5.5	TTL	±4	17	50	36	6	-40 to 125
74HCT1G14	Single inverter Schmitt-trigger; TTL-enabled	4.5 - 5.5	TTL	±2.0	15	50	36	1	-40 to 125
74HCT2G14	Dual inverter Schmitt-trigger; TTL-enabled	4.5 - 5.5	TTL	±4.0	21	50	36	2	-40 to 125
74HCT2G17	Dual buffer Schmitt-trigger; TTL-enabled	4.5 - 5.5	TTL	±4.0	21	50	36	2	-40 to 125
74HCT3G14	Triple inverter Schmitt-trigger; TTL-enabled	4.5 - 5.5	TTL	±4.0	21	50	36	3	-40 to 125
74HCT7540	Octal inverter/line driver Schmitt-trigger; TTL-enabled (3-state)	4.5 - 5.5	TTL	±6	16	50	36	8	-40 to 125

Schmitt-triggers

Types in **bold** represent new products

Type number	Description	V _{CC} (V)	Logic switching levels	Output drive capability (mA)	t _{pd} (ns)	Output Load C _L (pF)	f _{max} (MHz)	Number of bits	T _{amb} (°C)
74HCT7541	Octal buffer/line driver Schmitt-trigger; TTL-enabled (3-state)	4.5 - 5.5	TTL	±6	16	50	36	8	-40 to 125
74HCT9114	9-bit inverter Schmitt-trigger; open drain; TTL-enabled (3-state)	4.5 - 5.5	TTL	4	13	50	36	9	-40 to 125
74LV132	Quad 2-input NAND gate Schmitt-trigger	1.0 - 5.5	TTL	±12	10	50	30	4	-40 to 125
74LV14	Hex inverter Schmitt-trigger	1.0 - 5.5	TTL	±12	13	50	30	6	-40 to 125
74LV14A	Hex inverter Schmitt-trigger	2.0 - 5.5	CMOS	±12	3.4	15	60	6	-40 to 125
74LV7032A	Quad 2-input OR gate; Schmitt trigger	2.0 - 5.5	CMOS	±12	4.3	15	45	4	-40 to 125
74LVC132A	Quad 2-input NAND gate Schmitt-trigger	1.2 - 3.6	CMOS/LVTTL	±24	3.4	50	175	4	-40 to 125
74LVC14A	Hex inverter Schmitt-trigger	1.2 - 3.6	CMOS/LVTTL	±24	3.2	50	175	6	-40 to 125
74LVC1G14	Single inverter Schmitt-trigger	1.65 - 5.5	CMOS/LVTTL	±32	3.0	50	175	1	-40 to 125
74LVC1G17	Single buffer Schmitt-trigger	1.65 - 5.5	CMOS/LVTTL	±32	3.0	50	175	1	-40 to 125
74LVC1G57	Configurable gate; Schmitt-trigger	1.65 - 5.5	CMOS/LVTTL	±32	6.3	50	150	1	-40 to 125
74LVC1G58	Configurable gate; Schmitt-trigger	1.65 - 5.5	CMOS/LVTTL	±32	6.3	50	150	1	-40 to 125
74LVC1G97	Configurable gate; Schmitt-trigger	1.65 - 5.5	CMOS/LVTTL	±32	6.3	50	150	1	-40 to 125
74LVC1G98	Configurable gate; Schmitt-trigger	1.65 - 5.5	CMOS/LVTTL	±32	6.3	50	150	1	-40 to 125
74LVC1G99	Configurable gate; Schmitt-trigger	1.65 - 5.5	CMOS/LVTTL	±32	8.4	50	150	1	-40 to 125
74LVC2G14	Dual inverter Schmitt-trigger	1.65 - 5.5	CMOS/LVTTL	±32	3.9	50	175	2	-40 to 125
74LVC2G17	Dual buffer Schmitt-trigger	1.65 - 5.5	CMOS/LVTTL	±32	3.6	50	175	2	-40 to 125
74LVC3G14	Triple inverter Schmitt-trigger	1.65 - 5.5	CMOS/LVTTL	±32	3.2	50	175	3	-40 to 125
74LVC3G17	Triple buffer Schmitt-trigger	1.65 - 5.5	CMOS/LVTTL	±32	3.6	50	175	3	-40 to 125
74LVT14	Hex inverter Schmitt-trigger	2.7 - 3.6	TTL	±32	3.8	50	150	6	-40 to 125
74VHC14	Hex inverter Schmitt-trigger	2.0 - 5.5	CMOS	±8	3.2	50	60	6	-40 to 125
74VHCT14	Hex inverter Schmitt-trigger; TTL-enabled	4.5 - 5.5	TTL	±8	4.1	50	60	6	-40 to 125
HEF40106B	Hex inverter Schmitt-trigger	3.0 - 15	CMOS	±2.4	30	50	10	6	-40 to 85
HEF4093B	Quad 2-input NAND gate Schmitt-trigger	3.0 - 15	CMOS	±2.4	30	50	10	4	-40 to 125
XC7SET14	Single inverter Schmitt-trigger; TTL-enabled	4.5 - 5.5	TTL	±8	4.1	50	60	1	-40 to 125
XC7SH14	Single inverter Schmitt-trigger	2.0 - 5.5	CMOS	±8	3.2	50	60	1	-40 to 125
XC7WH14	Triple inverter Schmitt-trigger	2.0 - 5.5	CMOS	±8	3.2	50	60	3	-40 to 125
XC7WT14	Triple inverter Schmitt-trigger; TTL-enabled	4.5 - 5.5	TTL	±8	4.1	50	60	3	-40 to 125

Transceivers

Type number	Description	V _{CC} (V)	Logic switching levels	Output drive capability (mA)	t _{pd} (ns)	Number of bits	f _{max} (MHz)	T _{vj} (°C)
74ABT162245A	16-bit transceiver with 30 ohm termination resistors (3-state)	4.5 - 5.5	TTL	-32 / 12	3.0	16	100	-40 to 85
74ABT16245B	16-bit transceiver (3-state)	4.5 - 5.5	TTL	-32 / 64	2.3	16	150	-40 to 85
74ABT245	Octal transceiver (3-state)	4.5 - 5.5	TTL	-32 / 64	2.9	8	100	-40 to 85
74ABTH162245A	16-bit transceiver with bus hold and 30 ohm termination resistors (3-state)	4.5 - 5.5	TTL	-32 / 12	3.0	16	80	-40 to 85
74AHC245	Octal transceiver (3-state)	2.0 - 5.5	CMOS	±8	3.5	8	60	-40 to 125
74AHCT245	Octal transceiver; TTL-enabled (3-state)	4.5 - 5.5	TTL	±8	5.0	8	60	-40 to 125
74AHCT245A	Octal transceiver; TTL-enabled (3-state)	4.5 - 5.5	TTL	±8	3.0	8	60	-40 to 125
74AHCV245A	Octal transceiver; Schmitt-trigger (3-state)	1.8 - 5.5	CMOS	±16	3.2	8	60	-40 to 125
74ALVC16245	16-bit transceiver (3-state)	1.65 - 3.6	TTL	±24	1.9	16	150	-40 to 85
74ALVC245	Octal transceiver (3-state)	1.65 - 3.6	TTL	±24	2.3	8	130	-40 to 85
74ALVCH162245	16-bit transceiver with bus hold and 30 Ω termination resistors (3-state)	1.65 - 3.6	TTL	±12	2.4	16	150	-40 to 85
74ALVCH16245	16-bit transceiver with bus hold (3-state)	1.65 - 3.6	TTL	±24	1.9	16	150	-40 to 85
74ALVCH162601	18-bit universal bus transceiver with bus hold and 30 Ω termination resistors; positive-edge trigger (3-state)	1.65 - 3.6	TTL	±12	3.1	18	150	-40 to 85
74ALVCH16500	18-bit universal bus transceiver with bus hold; negative edge trigger (3-state)	1.65 - 3.6	TTL	±24	2.9	18	150	-40 to 85
74ALVCH16501	18-bit universal bus transceiver with bus hold; positive edge trigger (3-state)	1.65 - 3.6	TTL	±24	2.8	18	150	-40 to 85
74ALVCH16543	16-bit registered transceiver with bus hold (3-state)	1.65 - 3.6	TTL	±24	3.8	16	150	-40 to 85
74ALVCH16600	18-bit universal bus transceiver with bus hold; negative edge trigger (3-state)	1.65 - 3.6	TTL	±24	2.8	18	150	-40 to 85
74ALVCH16601	18-bit universal bus transceiver with bus hold; positive edge trigger (3-state)	1.65 - 3.6	TTL	±24	2.8	18	150	-40 to 85
74ALVCH16646	16-bit registered transceiver with bus hold (3-state)	1.65 - 3.6	TTL	±24	2.6	16	150	-40 to 85
74ALVCH16652	16-bit registered transceiver with bus hold (3-state)	1.65 - 3.6	TTL	±24	2.6	16	150	-40 to 85
74ALVCH16952	16-bit registered transceiver with bus hold (3-state)	1.65 - 3.6	TTL	±24	3.2	16	150	-40 to 85
74ALVT162245	16-bit transceiver with bus hold and 30 Ω termination resistors (3-state)	2.3 - 3.6	TTL	±12	2.3	16	75	-40 to 85
74AVC16245	16-bit transceiver (3-state)	1.2 - 3.6	CMOS	±12	2.0	16	200	-40 to 85
74AVC4T774	4-bit dual supply translating transceiver (3-state)	0.8 - 3.6	CMOS/ LVTTTL	±12	3.5	4	200	-40 to 125
74AVCH16245	16-bit transceiver with bus hold (3-state)	1.2 - 3.6	CMOS	±12	2.0	16	200	-40 to 85
74HC245	Octal transceiver (3-state)	2.0 - 6.0	CMOS	±7.8	7.0	8	36	-40 to 125
74HCT245	Octal transceiver; TTL-enabled (3-state)	4.5 - 5.5	TTL	±6	10	8	36	-40 to 125
74LV245	Octal transceiver (3-state)	1.0 - 5.5	TTL	±16	7.0	8	30	-40 to 125
74LV245A	Octal transceiver (3-state)	2.0 - 5.5	CMOS	±16	3	8	60	-40 to 125
74LV245AT	Octal transceiver; TTL-enabled (3-state)	4.5 - 5.5	TTL	±16	3	8	60	-40 to 125
74LVC162245A	16-bit transceiver with 30 Ω termination resistors (3-state)	1.2 - 3.6	CMOS/LVTTTL	±12	3.3	16	175	-40 to 125
74LVC16245A	16-bit transceiver (3-state)	1.2 - 3.6	CMOS/LVTTTL	±24	3.0	16	175	-40 to 125
74LVC2245A	Octal transceiver with 30 Ω termination resistors (3-state)	1.2 - 3.6	CMOS/LVTTTL	±12	3.3	8	175	-40 to 125
74LVC245A	Octal transceiver (3-state)	1.2 - 3.6	CMOS/LVTTTL	±24	2.9	8	175	-40 to 125
74LVC32245A	32-bit transceiver (3-state)	1.2 - 3.6	CMOS/LVTTTL	±24	2.2	32	175	-40 to 125
74LVCH162245A	16-bit transceiver with bus hold and 30 Ω termination resistors (3-state)	1.2 - 3.6	CMOS/LVTTTL	±12	3.3	16	175	-40 to 125
74LVCH16245A	16-bit transceiver with bus hold (3-state)	1.2 - 3.6	CMOS/LVTTTL	±24	3.0	16	175	-40 to 125
74LVCH245A	Octal transceiver with bus hold (3-state)	1.2 - 3.6	CMOS/LVTTTL	±24	2.9	8	175	-40 to 125

Transceivers

Type number	Description	V _{CC} (V)	Logic switching levels	Output drive capability (mA)	t _{pd} (ns)	Number of bits	f _{max} (MHz)	T _{vj} (°C)
74LVT162245B	16-bit transceiver with bus hold and 30 Ω termination resistors (3-state)	2.7 - 3.6	TTL	±12	2.5	16	150	-40 to 85
74LVT16245B	16-bit transceiver with bus hold (3-state)	2.7 - 3.6	TTL	-32 / 64	1.9	16	150	-40 to 85
74LVT16543A	16-bit registered transceiver with bus hold (3-state)	2.7 - 3.6	TTL	-32 / 64	2.2	16	150	-40 to 85
74LVT16543A	16-bit registered transceiver with bus hold (3-state)	2.7 - 3.6	TTL	-32 / 64	2	16	150	-40 to 85
74LVT2245	Octal transceiver with bus hold and 30 Ω termination resistors (3-state)	2.7 - 3.6	TTL	±12	3.2	8	150	-40 to 85
74LVT245	Octal transceiver (3-state)	2.7 - 3.6	TTL	-32 / 64	2.4	8	150	-40 to 85
74LVT245B	Octal transceiver (3-state)	2.7 - 3.6	TTL	-32 / 64	2	8	150	-40 to 85
74LVT640	Octal transceiver with bus hold; inverting (3-state)	2.7 - 3.6	TTL	-32 / 64	2.4	8	150	-40 to 85
74LVTH16245B	16-bit transceiver with bus hold (3-state)	2.7 - 3.6	TTL	-32 / 64	1.9	16	150	-40 to 85
74LVTH2245	Octal transceiver with bus hold and 30 Ω termination resistors (3-state)	2.7 - 3.6	TTL	±12	3.2	8	150	-40 to 85
74LVTN16245B	16-bit transceiver (3-state)	2.7 - 3.6	TTL	-32 / 64	1.9	16	150	-40 to 85
74VHC245	Octal transceiver (3-state)	2.0 - 5.5	CMOS	±8	3.5	8	60	-40 to 125
74VHCT245	Octal transceiver; TTL-enabled (3-state)	4.5 - 5.5	TTL	±8	5.0	8	60	-40 to 125

Voltage translators (level-shifters)

Type number	Description	V _{CC(A)} (V)	V _{CC(B)} (V)	Logic switching levels	Output drive capability (mA)	t _{pd} (ns)	Output Load C _L (pF)	Number of bits	T _{amb} (°C)
74ALVC164245	16-bit dual-supply voltage-translating transceiver (3-state)	1.5 - 5.5	1.5 - 3.6	CMOS/LVTTL	±24	2.9	50	16	-40 to 85
74AUP1T00	Single supply 2-input voltage-translating NAND gate	2.3 - 3.6	n.a.	CMOS	±4	3.7	15	1	-40 to 125
74AUP1T02	Single supply 2-input voltage-translating NOR gate	2.3 - 3.6	n.a.	CMOS	±4	3.6	15	1	-40 to 125
74AUP1T04	Single supply voltage-translating inverter	2.3 - 3.6	n.a.	CMOS	±4	3.6	15	1	-40 to 125
74AUP1T08	Single supply 2-input voltage-translating AND gate	2.3 - 3.6	n.a.	CMOS	±4	3.6	15	1	-40 to 125
74AUP1T14	Single supply voltage-translating inverter	2.3 - 3.6	n.a.	CMOS	±4	3.6	15	1	-40 to 125
74AUP1T17	Single supply voltage-translating buffer	2.3 - 3.6	n.a.	CMOS	±4	3.6	15	1	-40 to 125
74AUP1T32	Single supply 2-input voltage-translating OR gate	2.3 - 3.6	n.a.	CMOS	±4	3.6	15	1	-40 to 125
74AUP1T34	Single dual-supply translating buffer	1.1 - 3.6	1.1 - 3.6	CMOS	±4	3.9	15	1	-40 to 125
74AUP1T45	Single dual-supply voltage-translating transceiver (3-state)	1.1 - 3.6	1.1 - 3.6	CMOS	±4	4.5	15	1	-40 to 125
74AUP1T50	Single supply voltage-translating buffer	2.3 - 3.6	n.a.	CMOS	±4	8.7	15	1	-40 to 125
74AUP1T57	Configurable gate with voltage-level translation	2.3 - 3.6	n.a.	CMOS	±4	3.8	15	1	-40 to 125
74AUP1T58	Configurable gate with voltage-level translation	2.3 - 3.6	n.a.	CMOS	±4	3.8	15	1	-40 to 125
74AUP1T86	Single supply 2-input voltage-translating XOR gate	2.3 - 3.6	n.a.	CMOS	±4	8.7	15	1	0
74AUP1T87	Single supply 2-input voltage-translating XNOR gate	2.3 - 3.6	n.a.	CMOS	±4	8.7	15	1	-40 to 125
74AUP1T97	Configurable gate with voltage-level translation	2.3 - 3.6	n.a.	CMOS	±4	3.8	15	1	-40 to 125
74AUP1T98	Configurable gate with voltage-level translation	2.3 - 3.6	n.a.	CMOS	±4	3.8	15	1	-40 to 125

Voltage translators (level-shifters)

Types in **bold** represent new products

Type number	Description	V _{CC(A)} (V)	V _{CC(B)} (V)	Logic switching levels	Output drive capability (mA)	t _{pd} (ns)	Output Load C _L (pF)	Number of bits	T _{amb} (°C)
74AVC1T1004	1-to-4 fan-out buffer	0.8 - 3.6	n.a.	CMOS/ LVTTTL	±12	4.9	15	1	-40 to 125
74AVC1T8128	Single dual-supply translating 2-input NOR with enable	0.8 - 3.6	n.a.	CMOS/ LVTTTL	±12	2.4	15	1	-40 to 125
74AVC1T8832	Single dual-supply translating 2-input OR with strobe	0.8 - 3.6	n.a.	CMOS/ LVTTTL	±12	2.4	15	1	-40 to 125
74AVC16T245	16-bit dual-supply voltage-translating transceiver (3-state)	0.8 - 3.6	0.8 - 3.6	CMOS/ LVTTTL	±12	2.1	30	16	-40 to 125
74AVC1T1022	1-to-4 fan out buffer	0.8 - 3.6	0.8 - 3.6	CMOS/ LVTTTL	±12	2.1	30	1	-40 to 125
74AVC1T45	Single dual-supply voltage-translating transceiver (3-state)	0.8 - 3.6	0.8 - 3.6	CMOS/ LVTTTL	±12	2.1	30	1	-40 to 125
74AVC20T245	20-bit dual-supply voltage-translating transceiver (3-state)	0.8 - 3.6	0.8 - 3.6	CMOS/ LVTTTL	±12	3.5	30	20	-40 to 125
74AVC2T245	2-bit dual-supply voltage-translating transceiver	0.8 - 3.6	0.8 - 3.6	CMOS/ LVTTTL	±12	2.1	30	2	-40 to 125
74AVC2T45	Dual-bit dual-supply voltage-translating transceiver (3-state)	0.8 - 3.6	0.8 - 3.6	CMOS/ LVTTTL	±12	2.1	30	2	-40 to 125
74AVC32T245	32-bit dual-supply voltage-translating transceiver (3-state)	0.8 - 3.6	0.8 - 3.6	CMOS/ LVTTTL	±12	2.1	30	32	-40 to 125
74AVC4T245	4-bit dual-supply voltage-translating transceiver (3-state)	0.8 - 3.6	0.8 - 3.6	CMOS/ LVTTTL	±12	2.1	30	4	-40 to 125
74AVC4T774	4-bit dual supply translating transceiver (3-state)	0.8 - 3.6	0.8 - 3.6	CMOS/ LVTTTL	±12	3.5	15	4	-40 to 125
74AVC4T3144	4-bit dual-supply buffer/level-translator (3-state)	0.8 - 3.6	0.8 - 3.6	CMOS/ LVTTTL	±12	3.5	15	4	-40 to 125
74AVC4TD245	4-bit dual-supply voltage-translating transceiver (3-state)	0.8 - 3.6	0.8 - 3.6	CMOS/ LVTTTL	±12	2.1	30	4	-40 to 125
74AVC8T245	8-bit dual-supply voltage-translating transceiver (3-state)	0.8 - 3.6	0.8 - 3.6	CMOS/ LVTTTL	±12	2.1	30	8	-40 to 125
74AVCH16T245	16-bit dual-supply voltage-translating transceiver with bus hold (3-state)	0.8 - 3.6	0.8 - 3.6	CMOS/ LVTTTL	±12	2.1	30	16	-40 to 125
74AVCH1T45	Single dual-supply voltage-translating transceiver with bus hold (3-state)	0.8 - 3.6	0.8 - 3.6	CMOS/ LVTTTL	±12	2.1	30	1	-40 to 125
74AVCH20T245	20-bit dual-supply voltage-translating transceiver with bus hold (3-state)	0.8 - 3.6	0.8 - 3.6	CMOS/ LVTTTL	±12	3.5	30	20	-40 to 125
74AVCH2T45	Dual-bit dual-supply voltage-translating transceiver with bus hold (3-state)	0.8 - 3.6	0.8 - 3.6	CMOS/ LVTTTL	±12	2.1	30	2	-40 to 125
74AVCH4T245	4-bit dual-supply voltage-translating transceiver with bus hold (3-state)	0.8 - 3.6	0.8 - 3.6	CMOS/ LVTTTL	±12	2.1	30	4	-40 to 125
74AVCH8T245	8-bit dual-supply voltage translating transceiver with bus hold (3-state)	0.8 - 3.6	0.8 - 3.6	CMOS	±12	2.1	15	8	-40 to 125
74AXP1T125	Dual-supply buffer/line driver (3-state)	0.7 - 2.75	1.2 - 5.5	CMOS	±12	4.8	50	1	-40 to 125
74AXP1T14	Dual-supply schmitt-trigger inverter	0.7 - 2.75	1.2 - 5.5	CMOS	±12	3.4	50	1	-40 to 125
74AXP1T32	Dual-supply 2-input or gate	0.7 - 2.75	1.2 - 5.5	CMOS	±12	3.4	50	1	-40 to 125
74AXP1T34	Single dual-supply voltage-translating buffer	0.7 - 2.75	1.2 - 5.5	CMOS	±12	3.4	50	1	-40 to 125
74AXP1T57	Schmitt-trigger inputs. Dual supply configurable multiple function gate	0.7 - 2.75	1.2 - 5.5	CMOS	±12	4.8	50	1	-40 to 85
74AXP2T08	Dual-supply 2-input AND gate	0.7 - 2.75	1.2 - 5.5	CMOS	±12	4.8	50	1	-40 to 125
74AXP2T3407	Dual-supply single buffer and single buffer with open drain	0.7 - 2.75	1.2 - 5.5	CMOS	±12	4.8	50	1	-40 to 125
74AXP4T245	4-bit dual supply translating transceiver; 3-state	0.9 - 5.5	0.9 - 5.5	CMOS	±12	9.1	50	4	-40 to 125
74HC4049	Hex inverter with 15 V-tolerant inputs	2.0 - 6.0	n.a.	CMOS	±5.2	8.0	50	6	-40 to 125
74HC4050	Hex buffer with 15 V-tolerant inputs	2.0 - 6.0	n.a.	CMOS	±5.2	7.0	50	6	-40 to 125
74LV1T00	Single supply 2-input translating NAND gate	1.6 - 5.5	n.a.	CMOS	±8	3.1	15	1	-40 to 125
74LV1T02	Single supply 2-input translating NOR gate	1.6 - 5.5	n.a.	CMOS	±8	3.1	15	1	-40 to 125
74LV1T04	Single supply translating inverter	1.6 - 5.5	n.a.	CMOS	±8	4.1	15	1	-40 to 125

Voltage translators (level-shifters)

Types in **bold** represent new products

Type number	Description	V _{CC(A)} (V)	V _{CC(B)} (V)	Logic switching levels	Output drive capability (mA)	t _{pd} (ns)	Output Load C _L (pF)	Number of bits	T _{amb} (°C)
74LV1T08	Single supply 2-input translating AND gate	1.6 - 5.5	n.a.	CMOS	±8	4.1	15	1	-40 to 125
74LV1T32	Single supply 2-input translating OR gate	1.6 - 5.5	n.a.	CMOS	±8	3.2	15	1	-40 to 125
74LV1T34	Single supply translating buffer	1.6 - 5.5	n.a.	CMOS	±8	3.1	15	1	-40 to 125
74LV1T86	Single supply 2-input translating XOR gate	1.6 - 5.5	n.a.	CMOS	±8	3.4	15	1	-40 to 125
74LV1T87	Single supply 2-input translating XNOR gate	1.6 - 5.5	n.a.	CMOS	±8	3.4	15	1	-40 to 125
74LV1T125	Single supply translating buffer / line driver (3-state)	1.6 - 5.5	n.a.	CMOS	±8	3.2	15	1	-40 to 125
74LV1T126	Single supply translating buffer / line driver (3-state)	1.6 - 5.5	n.a.	CMOS	±8	2.9	15	1	-40 to 125
74LVC1T45	Single dual-supply voltage-translating transceiver (3-state)	1.2 - 5.5	1.2 - 5.5	CMOS/ LVTTTL	±24	2.5	50	1	-40 to 125
74LVC2T45	Dual-bit dual-supply voltage-translating transceiver (3-state)	1.2 - 5.5	1.2 - 5.5	CMOS/ LVTTTL	±24	2.5	50	2	-40 to 125
74LVC4245	8-bit dual-supply voltage-translating transceiver (3-state)	1.2 - 5.5	1.2 - 5.5	CMOS/ LVTTTL	±24	3.5	50	8	-40 to 125
74LVC4245A	8-bit dual-supply voltage-translating transceiver (3-state)	1.2 - 5.5	1.2 - 5.5	CMOS/ LVTTTL	±24	3.5	50	8	-40 to 125
74LVC8T245	8-bit dual-supply voltage-translating transceiver (3-state)	1.2 - 5.5	1.2 - 5.5	CMOS/ LVTTTL	±24	3.5	50	8	-40 to 125
74LVC8T595	Dual supply 8-bit serial-in/serial-out or parallel-out shift register; 3-state	1.1 - 5.5	1.1 - 5.5	CMOS/ LVTTTL	±24	4.1	15	8	-40 to 125
74LVCH1T45	Single dual-supply voltage-translating transceiver with bus hold (3-state)	1.2 - 5.5	1.2 - 5.5	CMOS/ LVTTTL	±24	2.5	50	1	-40 to 125
74LVCH2T45	Dual-bit dual-supply voltage-translating transceiver with bus hold (3-state)	1.2 - 5.5	1.2 - 5.5	CMOS/ LVTTTL	±24	2.5	50	2	-40 to 125
74LVCH8T245	8-bit dual-supply voltage-translating transceiver with bus hold (3-state)	1.2 - 5.5	1.2 - 5.5	CMOS/ LVTTTL	±24	3.5	50	8	-40 to 125
HEF4104B	Quad low-to-high voltage translator (3-state)	3.0 - 15	3.0 - 15	CMOS	±2.4	3.4	50	16	-40 to 85
LSF0108	8-bit bidirectional translator; open-drain; push-pull	0.95 - 5.0	0.95 - 5.0	CMOS	+64	1.5	30	8	-40 to 125
NXB0104	Dual supply translator; auto direction sensing (3-state)	1.2 - 3.6	1.65 - 5.5	CMOS	±0.02	4.9	15	4	-40 to 125
NXS0104	Dual supply translating transceiver; open drain; autosense	1.65 - 3.6	2.3 - 5.5	CMOS	-0.02/+1	4.1	15	4	-40 to 125

Analog Switches

Type number	Description	V _{CC} (V)	Logic switching levels	R _{ON} (Ω)	R _{ON(FLAT)} (Ω)	F _(-3dB) (MHz)	T _{HD} (%)	X _{talk} (dB)	T _{amb} (°C)
74AHC1G66	Single-pole, single-throw analog switch	2.0 - 5.5	CMOS	40	14	280	0.015		-40 to 125
74AHC1G66	Single-pole, single-throw analog switch; TTL-enabled	4.5 - 5.5	TTL	40	14	280	0.015		-40 to 125
74HC1G66	Single-pole, single-throw analog switch	2.0 - 9.0	CMOS	105	23	200	0.02		-40 to 125
74HC2G66	Dual single-pole, single-throw analog switch	2.0 - 9.0	CMOS	105	23	200	0.02	-60	-40 to 125
74HC4016	Quad single-pole, single-throw analog switch	2.0 - 10	CMOS	300	80	160	0.4	-60	-40 to 125
74HC4051	Single-pole, octal-throw analog switch	2.0 - 10	CMOS	200	20	180	0.02		-40 to 125
74HC4052	Dual single-pole, quad-throw analog switch	2.0 - 10	CMOS	200	20	180	0.02	-60	-40 to 125
74HC4053	Triple single-pole, double-throw analog switch	2.0 - 10	CMOS	200	20	170	0.02		-40 to 125
74HC4066	Quad single-pole, single-throw analog switch	2.0 - 10	CMOS	105	23	200	0.02	-60	-40 to 125
74HC4067	Single-pole, 16-throw analog switch	2.0 - 10	CMOS	200	25	100	0.02		-40 to 125
74HC4316	Quad single-pole, single-throw analog switch with translation	2.0 - 10	CMOS	300	80	160	0.4	-60	-40 to 125

Analog Switches

Type number	Description	V _{CC} (V)	Logic switching levels	R _{ON} (Ω)	R _{ON(FLAT)} (Ω)	f _(-3dB) (MHz)	T _{HD} (%)	X _{talk} (dB)	T _{amb} (°C)
74HC4351	Single-pole, octal-throw analog switch with latch	2.0 - 10	CMOS	200	20	180	0.02		-40 to 125
74HC4851	Single-pole, octal-throw analog switch	2.0 - 10	CMOS	220					-40 to 125
74HC4852	Dual single-pole, quad-throw analog switch; TTL-enabled	2.0 - 10	CMOS	220					-40 to 125
74HCT1G66	Single-pole, single-throw analog switch; TTL-enabled	4.5 - 5.5	TTL	118	23	180	0.04		-40 to 125
74HCT2G66	Dual single-pole, single-throw analog switch; TTL-enabled	4.5 - 5.5	TTL	118	23	180	0.04	-60	-40 to 125
74HCT4051	Single-pole, octal-throw analog switch; TTL-enabled	4.5 - 5.5	TTL	225	20	170	0.04		-40 to 125
74HCT4052	Dual single-pole, quad-throw analog switch; TTL-enabled	4.5 - 5.5	TTL	225	20	170	0.04	-60	-40 to 125
74HCT4053	Triple single-pole, double-throw analog switch; TTL-enabled	4.5 - 5.5	TTL	225	20	160	0.04		-40 to 125
74HCT4066	Quad single-pole, single-throw analog switch; TTL-enabled	4.5 - 5.5	TTL	118	23	180	0.04	-60	-40 to 125
74HCT4067	Single-pole, 16-throw analog switch; TTL-enabled	4.5 - 5.5	TTL	225	25	90	0.04		-40 to 125
74HCT4316	Quad single-pole, single-throw analog switch with translation; TTL-enabled	4.5 - 5.5	TTL	400	50	150	0.8	-60	-40 to 125
74HCT4351	Single-pole, octal-throw analog switch with latch; TTL-enabled	4.5 - 5.5	TTL	225	20	170	0.04		-40 to 125
74HCT4851	Single-pole, octal-throw analog switch; TTL-enabled	4.5 - 5.5	TTL	240					-40 to 125
74HCT4852	Dual single-pole, quad-throw analog switch; TTL-enabled	4.5 - 5.5	TTL	240					-40 to 125
74LV4051	Single-pole, octal-throw analog switch	1.0 - 6.0	TTL	135	35	200	0.4	-60	-40 to 125
74LV4052	Dual single-pole, quad-throw analog switch	1.0 - 6.0	TTL	125	15	180	0.4	-60	-40 to 125
74LV4053	Triple single-pole, double-throw analog switch	1.0 - 6.0	TTL	150	30	180	0.4	-60	-40 to 125
74LV4066	Quad single-pole, single-throw analog switch	1.0 - 6.0	TTL	50	3.0	180	0.02	-60	-40 to 125
74LVC1G3157	Single-pole, double-throw analog switch	1.65 - 5.5	CMOS/LVTTL	15	1.5	300	0.078		-40 to 125
74LVC1G384	Single-pole, single-throw analog switch	1.65 - 5.5	CMOS/LVTTL	15	1.5	440	0.001		-40 to 125
74LVC1G53	Single-pole, double-throw analog switch	1.65 - 5.5	CMOS/LVTTL	15	1.5	300	0.078		-40 to 125
74LVC1G66	Single-pole, single-throw analog switch	1.65 - 5.5	CMOS/LVTTL	15	1.5	440	0.001		-40 to 125
74LVC2G3157	Dual single-pole, double-throw analog switch	1.65 - 5.5	CMOS/LVTTL	15	1.5	300	0.078	-54	-40 to 125
74LVC2G53	Single-pole, double-throw analog switch	1.65 - 5.5	CMOS/LVTTL	15	1.5	300	0.078		-40 to 125
74LVC2G66	Dual single-pole, single-throw analog switch	1.65 - 5.5	CMOS/LVTTL	15	1.5	440	0.005	-56	-40 to 125
74LVC4066	Quad single-pole, single-throw analog switch	1.65 - 5.5	CMOS/LVTTL	15	1.5	440	0.005	-58	-40 to 125
74LVCV2G66	Dual single-pole, single-throw analog switch; overvoltage tolerant	2.3 - 5.5	CMOS/LVTTL	15	3.0	210	0.01	-55	-40 to 125
HEF4016B	Quad single-pole, single-throw analog switch	3.0 - 15	CMOS	350	65	90	0.04	-50	-40 to 85
HEF4051B	Single-pole, octal-throw analog switch	3.0 - 15	CMOS	175	30	70	0.04	-50	-40 to 85
HEF4052B	Dual single-pole, quad-throw analog switch	3.0 - 15	CMOS	175	30	70	0.04	-50	-40 to 85
HEF4053B	Triple single-pole, double-throw analog switch	3.0 - 15	CMOS	175	30	70	0.04	-50	-40 to 85
HEF4066B	Quad single-pole, single-throw analog switch	3.0 - 15	CMOS	175	20	90	0.04	-50	-40 to 85
HEF4067B	Single-pole, 16-throw analog switch	3.0 - 15	CMOS	175	20	13	0.04	-50	-40 to 85

Bus Switches

Type number	Description	V _{CC} (V)	V _{PASS} (V)	Logic switching levels	R _{ON} (Ω)	f _(-3dB) (MHz)	Number of bits	t _{pd} (ns)	T _{amb} (°C)
74CB3Q3253	Dual 1-of-4 FET multiplexer/ demultiplexer with charge pump	2.3 - 3.6	V _{CC}	CMOS/LVTTL	4	500	2	0.2	-40 to 85
74CB3Q3257	Quad 1-of-2 FET multiplexer/ demultiplexer with charge pump	2.3 - 3.6	V _{CC}	CMOS/LVTTL	4	500	4	0.2	-40 to 85
74CBTLV16211	24-bit bus switch	2.3 - 3.6	3.3	CMOS/LVTTL	7	400	10	0.2	-40 to 125
74CBTLV1G125	Single bus switch	2.3 - 3.6	3.3	CMOS/LVTTL	7	400	1	0.2	-40 to 125
74CBTLV3125	Quad bus switch	2.3 - 3.6	3.3	CMOS/LVTTL	7	400	4	0.2	-40 to 125
74CBTLV3126	Quad bus switch	2.3 - 3.6	3.3	CMOS/LVTTL	7	400	4	0.2	-40 to 125
74CBTLV3244	Octal bus switch	2.3 - 3.6	3.3	CMOS/LVTTL	7	400	8	0.2	-40 to 125
74CBTLV3245	Octal bus switch	2.3 - 3.6	3.3	CMOS/LVTTL	7	400	8	0.2	-40 to 125
74CBTLV3253	Dual 4:1 mux/demux	2.3 - 3.6	3.3	CMOS/LVTTL	7	400	2	0.2	-40 to 125
74CBTLV3257	Quad 2:1 mux/demux	2.3 - 3.6	3.3	CMOS/LVTTL	7	400	4	0.2	-40 to 125
74CBTLV3306	2-bit bus switch	2.3 - 3.6	5.0	CMOS/LVTTL	7	400	2	0.2	-40 to 125
74CBTLV3384	10-bit bus switch	2.3 - 3.6	3.3	CMOS/LVTTL	7	400	10	0.2	-40 to 125
74CBTLV3861	10-bit bus switch	2.3 - 3.6	3.3	CMOS/LVTTL	7	400	10	0.2	-40 to 125
74CBTLVD3244	Octal bus switch level translator	3.0 - 3.6	1.8	CMOS/LVTTL	7	400	8	0.2	-40 to 125
74CBTLVD3245	Octal bus switch level translator	3.0 - 3.6	1.8	CMOS/LVTTL	7	400	8	0.2	-40 to 125
74CBTLVD3384	10-bit bus switch level translator	3.0 - 3.6	1.8	CMOS/LVTTL	7	400	10	0.2	-40 to 125
74CBTLVD3861	10-bit bus switch level translator	3.0 - 3.6	1.8	CMOS/LVTTL	7	400	10	0.2	-40 to 125
CBT16210	20-bit bus switch	4.5 - 5.5	3.9	TTL	7	300	20	0.25	-40 to 85
CBT3125	Quad bus switch	4.5 - 5.5	3.9	TTL	7	300	4	0.25	-40 to 85
CBT3244A	Octal bus switch	4.5 - 5.5	3.9	TTL	7	300	8	0.25	-40 to 85
CBT3245A	Octal bus switch	4.5 - 5.5	3.9	TTL	7	300	8	0.25	-40 to 85
CBT3251	8:1 mux/demux	4.5 - 5.5	3.9	TTL	7	300	8	0.25	-40 to 85
CBT3253	Dual 4:1 mux/demux	4.5 - 5.5	3.9	TTL	7	300	2	0.25	-40 to 85
CBT3253A	Dual 4:1 mux/demux	4.5 - 5.5	3.9	TTL	7	300	2	0.25	-40 to 85
CBT3257A	Quad 2:1 mux/demux	4.5 - 5.5	3.9	TTL	7	300	4	0.25	-40 to 85
CBT3306	Dual bus switch	4.5 - 5.5	3.9	TTL	7	300	2	0.25	-40 to 85
CBT3861	10-bit bus switch	4.5 - 5.5	3.9	TTL	7	300	10	0.25	-40 to 85
CBTD16210	20-bit bus switch level translator	4.5 - 5.5	3.3	TTL	7	300	20	0.25	-40 to 85
CBTD3306	Dual bus switch level translator	4.5 - 5.5	3.3	TTL	7	300	2	0.25	-40 to 85
CBTD3384	10-bit bus switch level translator	4.5 - 5.5	3.3	TTL	7	300	10	0.25	-40 to 85
CBTD3861	10-bit bus switch level translator	4.5 - 5.5	3.3	TTL	7	300	10	0.25	-40 to 85

Decoders/Demultiplexers

Type number	Description	V _{cc} (V)	Logic switching levels	Output drive capability (mA)	t _{pd} (ns)	Output Load C _L (pF)	T _{amb} (°C)
74AHC138	3-to-8 line decoder/demultiplexer; inverting	2.0 - 5.5	CMOS	±8	4.4	50	-40 to 125
74AHC139	Dual 2-to-4 line decoder/demultiplexer	2.0 - 5.5	CMOS	±8	3.9	50	-40 to 125
74AHCT138	3-to-8 line decoder/demultiplexer; inverting; TTL-enabled	4.5 - 5.5	TTL	±8	4.4	50	-40 to 125
74AHCT139	Dual 2-to-4 line decoder/demultiplexer; TTL-enabled	4.5 - 5.5	TTL	±8	3.6	50	-40 to 125
74AUP1G18	1-to-2 demultiplexer (3-state)	1.1 - 3.6	CMOS	±1.9	3.2	30	-40 to 125
74AUP1G19	1-to-2 decoder/demultiplexer	1.1 - 3.6	CMOS	±1.9	3.0	30	-40 to 125
74HC137	3-to-8 line decoder/demultiplexer with address latches; inverting	2.0 - 6.0	CMOS	±5.2	18	50	-40 to 125
74HC138	3-to-8 line decoder/demultiplexer; inverting	2.0 - 6.0	CMOS	±5.2	12	50	-40 to 125
74HC139	Dual 2-to-4 line decoder/demultiplexer	2.0 - 6.0	CMOS	±5.2	14	50	-40 to 125
74HC154	4-to-16 line decoder/demultiplexer	2.0 - 6.0	CMOS	±5.2	11	50	-40 to 125
74HC237	3-to-8 decoder/demultiplexer with address latches	2.0 - 6.0	CMOS	±5.2	18	50	-40 to 125
74HC238	3-to-8 decoder/demultiplexer	2.0 - 6.0	CMOS	±5.2	14	50	-40 to 125
74HC42	BCD to decimal decoder (1-of-10)	2.0 - 6.0	CMOS	±5.2	17	50	-40 to 125
74HC4511	BCD to 7-segment latch/decoder/driver with lamp test input	2.0 - 6.0	CMOS	-10	28	50	-40 to 125
74HC4514	4-to-16 decoder/demultiplexer with address latches	2.0 - 6.0	CMOS	±5.2	27	50	-40 to 125
74HC4515	4-to-16 decoder/demultiplexer with address latches; inverting	2.0 - 6.0	CMOS	±5.2	29	50	-40 to 125
74HCT138	3-to-8 line decoder/demultiplexer; inverting; TTL-enabled	4.5 - 5.5	TTL	±4	19	50	-40 to 125
74HCT139	Dual 2-to-4 line decoder/demultiplexer; TTL-enabled	4.5 - 5.5	TTL	±4	16	50	-40 to 125
74HCT154	4-to-16 line decoder/demultiplexer; TTL-enabled	4.5 - 5.5	TTL	±4	13	50	-40 to 125
74HCT238	3-to-8 decoder/demultiplexer; TTL-enabled	4.5 - 5.5	TTL	±4	18	50	-40 to 125
74HCT4511	BCD to 7-segment latch/decoder/driver with lamp test input; TTL-enabled	4.5 - 5.5	TTL	-10	28	50	-40 to 125
74HCT4514	4-to-16 decoder/demultiplexer with address latches; TTL-enabled	4.5 - 5.5	TTL	±4	30	50	-40 to 125
74LV138	3-to-8 line decoder/demultiplexer; inverting	1.0 - 5.5	TTL	±12	12	50	-40 to 125
74LVC138A	3-to-8 line decoder/demultiplexer; inverting	1.2 - 3.6	CMOS/LVTTL	±24	2.7	50	-40 to 125
74LVC139	Dual 2-to-4 line decoder/demultiplexer	1.2 - 3.6	CMOS/LVTTL	±24	2.5	50	-40 to 125
74LVC1G18	1-to-2 demultiplexer (3-state)	1.65 - 5.5	CMOS/LVTTL	±32	2.3	50	-40 to 125
74LVC1G19	1-to-2 decoder/demultiplexer	1.65 - 5.5	CMOS/LVTTL	±32	1.8	50	-40 to 125
HEF4028B	1-of-10 decoder	3.0 - 15.0	CMOS	±2.4	30	50	-40 to 85
HEF4543B	BCD to 7-segment latch/decoder/driver with phase input	3.0 - 15.0	CMOS	±2.4	55	50	-40 to 85
HEF4555B	Dual 1-to-4 line decoder/demultiplexer	3.0 - 15.0	CMOS	±2.4	30	50	-40 to 85

Digital Multiplexers

Type number	Description	V _{CC} (V)	Logic switching levels	Output drive capability (mA)	Output Load C _L (pF)	t _{pd} (ns)	T _{amb} (°C)
74AHC157	Quad 2-input multiplexer	2.0 - 5.5	CMOS	±8	50	3.2	-40 to 125
74AHC257	Quad 2-input multiplexer (3-state)	2.0 - 5.5	CMOS	±8	50	2.9	-40 to 125
74AHCT157	Quad 2-input multiplexer; TTL-enabled	4.5 - 5.5	TTL	±8	50	3.2	-40 to 125
74AHCT257	Quad 2-input multiplexer; TTL-enabled (3-state)	4.5 - 5.5	TTL	±8	50	3.7	-40 to 125
74AUP1G157	Single 2-input multiplexer	1.1 - 3.6	CMOS	±1.9	30	3.2	-40 to 125
74AUP1G158	Single 2-input multiplexer; inverting	1.1 - 3.6	CMOS	±1.9	30	3.2	-40 to 125
74AUP2G157	Single 2-input multiplexer	1.1 - 3.6	CMOS	±1.9	30	3.4	-40 to 125
74AXP1G157	Single 2-input multiplexer	0.7 - 2.75	CMOS	±4.5	5	2.7	-40 to 85
74HC151	8-input multiplexer	2.0 - 6.0	CMOS	±5.2	50	17	-40 to 125
74HC153	Dual 4-input multiplexer	2.0 - 6.0	CMOS	±5.2	50	17	-40 to 125
74HC157	Quad 2-input multiplexer	2.0 - 6.0	CMOS	±5.2	50	11	-40 to 125
74HC158	Quad 2-input multiplexer; inverting	2.0 - 6.0	CMOS	±5.2	50	12	-40 to 125
74HC251	8-input multiplexer (3-state)	2.0 - 6.0	CMOS	±5.2	50	18	-40 to 125
74HC253	Dual 4-input multiplexer (3-state)	2.0 - 6.0	CMOS	±7.8	50	17	-40 to 125
74HC257	Quad 2-input multiplexer (3-state)	2.0 - 6.0	CMOS	±7.8	50	11	-40 to 125
74HCT151	8-input multiplexer; TTL-enabled	4.5 - 5.5	TTL	±4	50	19	-40 to 125
74HCT153	Dual 4-input multiplexer; TTL-enabled	4.5 - 5.5	TTL	±4	50	19	-40 to 125
74HCT157	Quad 2-input multiplexer; TTL-enabled	4.5 - 5.5	TTL	±4	50	13	-40 to 125
74HCT251	8-input multiplexer; TTL-enabled (3-state)	4.5 - 5.5	TTL	±4	50	22	-40 to 125
74HCT253	Dual 4-input multiplexer; TTL-enabled (3-state)	4.5 - 5.5	TTL	±6	50	17	-40 to 125
74HCT257	Quad 2-input multiplexer; TTL-enabled (3-state)	4.5 - 5.5	TTL	±6	50	13	-40 to 125
74LVC157A	Quad 2-input multiplexer	1.2 - 3.6	CMOS/LVTTL	±24	50	2.5	-40 to 125
74LVC1G157	Single 2-input multiplexer	1.65 - 5.5	CMOS/LVTTL	±32	50	2.2	-40 to 125
74LVC257A	Quad 2-input multiplexer (3-state)	1.2 - 3.6	CMOS/LVTTL	±24	50	2.4	-40 to 125

Shift Registers

Type number	Description	V _{CC} (V)	Logic switching levels	Output drive capability (mA)	t _{pd} (ns)	f _{max} (MHz)	Number of bits	T _{amb} (°C)
74HC194	4-bit bidirectional parallel or serial-in/parallel-out shift register	2.0 - 6.0	CMOS	+/- 5.2	14	102	4	-40 to 125
74AHC164	8-bit serial-in/parallel-out shift register	2.0 - 5.5	CMOS	+/- 8	4.5	115	8	-40 to 125
74AHCT164	8-bit serial-in/parallel-out shift register; TTL enabled	4.5 - 5.5	TTL	+/- 8	3.4	115	8	-40 to 125
74AHC594	8-bit serial-in/parallel-out shift register with output storage register	2.0 - 5.5	CMOS	+/- 8	4.1	160	8	-40 to 125
74AHCT594	8-bit serial-in/parallel-out shift register with output storage register; TTL enabled	4.5 - 5.5	TTL	+/- 8	3.8	160	8	-40 to 125
74AHC595	8-bit serial-in/parallel-out shift register with output storage register (3-state)	2.0 - 5.5	CMOS	+/- 8	4	170	8	-40 to 125
74AHCT595	8-bit serial-in/parallel-out shift register with output storage register; TTL enabled (3-state)	4.5 - 5.5	TTL	+/- 8	3.8	170	8	-40 to 125
74HC299	8-bit universal shift register (3-state)	2.0 - 6.0	CMOS	+/- 7.8	19	54	8	-40 to 125

Shift Registers

Type number	Description	V _{CC} (V)	Logic switching levels	Output drive capability (mA)	t _{pd} (ns)	f _{max} (MHz)	Number of bits	T _{amb} (°C)
74HC164	8-bit serial-in/parallel-out shift register	2.0 - 6.0	CMOS	+/- 5.2	12	78	8	-40 to 125
74HCT164	8-bit serial-in/parallel-out shift register; TTL enabled	2.0 - 6.0	TTL	+/- 5.2	12	78	8	-40 to 125
74HC165	8-bit parallel or serial-in/serial-out shift register	2.0 - 6.0	CMOS	+/- 5.2	16	56	8	-40 to 125
74HCT165	8-bit parallel or serial-in/serial-out shift register; TTL enabled	4.5 - 5.5	TTL	+/- 4	14	48	8	-40 to 125
74HC166	8-bit parallel or serial-in/serial-out shift register	2.0 - 6.0	CMOS	+/- 5.2	15	63	8	-40 to 125
74HCT166	8-bit parallel or serial-in/serial-out shift register; TTL enabled	4.5 - 5.5	TTL	+/- 4.0	23	50	8	-40 to 125
74HC594	8-bit serial-in/parallel-out shift register with output storage register	2.0 - 6.0	CMOS	+/- 7.8	14	109	8	-40 to 125
74HCT594	8-bit serial-in/parallel-out shift register with output storage register; TTL enabled	4.5 - 5.5	TTL	+/- 6	15	100	8	-40 to 125
74HC595	8-bit serial-in/parallel-out shift register with output storage register (3-state)	2.0 - 6.0	CMOS	+/- 7.8	16	108	8	-40 to 125
74HCT595	8-bit serial-in/parallel-out shift register with output storage register; TTL enabled (3-state)	4.5 - 5.5	TTL	+/- 6	25	57	8	-40 to 125
74HC597	8-bit parallel or serial-in/parallel-out shift register with parallel input storage register	2.0 - 6.0	CMOS	+/- 5.2	16	108	8	-40 to 125
74HCT597	8-bit parallel or serial-in/parallel-out shift register with parallel input storage register; TTL enabled	4.5 - 5.5	TTL	+/- 4	20	83	8	-40 to 125
74HC4094	8-bit serial-in/serial or parallel-out shift register with output register (3-state)	2.0 - 6.0	CMOS	+/- 5.2	15	95	8	-40 to 125
74HCT4094	8-bit serial-in/serial or parallel-out shift register with output register; TTL enabled (3-state)	4.5 - 5.5	TTL	+/- 4	19	86	8	-40 to 125
74LV164	8-bit serial-in/parallel-out shift register	1.0 - 5.5	CMOS	+/- 12	12	78	8	-40 to 125
74LV165	8-bit parallel or serial-in/serial-out shift register	1.0 - 5.5	CMOS	+/- 12	18	78	8	-40 to 125
74LV165A	8-bit parallel or serial-in/serial-out shift register	1.0 - 5.5	CMOS	+/- 12	7.5	115	8	-40 to 125
74LV595	8-bit serial-in/parallel-out shift register with output storage register (3-state)	1.0 - 3.6	CMOS	+/- 8	15	77	8	-40 to 125
74LV4094	8-bit serial-in/serial or parallel-out shift register with output register (3-state)	1.0 - 3.6	CMOS	+/- 6	14	95	8	-40 to 125
74LVC594A	8-bit serial-in/parallel-out shift register with output storage register	1.2 - 5.5	CMOS/LVTTL	+/- 24	3.1	180	8	-40 to 125
74LVC595A	8-bit serial-in/parallel-out shift register with output storage register (3-state)	1.2 - 5.5	CMOS/LVTTL	+/- 24	4	180	8	-40 to 125
74LVC8T595	Dual supply 8-bit serial-in/serial-out or parallel-out shift register; 3-state	1.1 - 5.5	CMOS/LVTTL	±24	4.1	15	8	-40 to 125
74VHC595	8-bit serial-in/parallel-out shift register with output storage register (3-state)	2.0 - 5.5	CMOS	+/- 8	4	170	8	-40 to 125
74VHCT595	8-bit serial-in/parallel-out shift register with output storage register; TTL enabled (3-state)	4.5 - 5.5	TTL	+/- 8	3.8	170	8	-40 to 125
NPIC6C595	8-bit serial-in/parallel-out shift register with output storage register (3-state); open-drain	4.5 - 5.5	CMOS	100	90	10	8	-40 to 125
NPIC6C596	8-bit serial-in/serial or parallel-out shift register with output register LED driver (3-state); open-drain	4.5 - 5.5	CMOS	100	90	10	8	-40 to 125
NPIC6C596A	8-bit serial-in/serial or parallel-out shift register with output register LED driver (3-state); open-drain	2.3 - 5.5	CMOS	100	90	10	8	-40 to 125
NPIC6C4894	12-bit shift registers; open-drain	4.5 - 5.5	CMOS	100	90	10	12	-40 to 125
HEF4014B	8-bit shift register with synchronous parallel enable	4.5 - 15	CMOS	+/- 2.4	40	40	8	-40 to 85
HEF4015B	dual 4-bit serial-in/parallel-out shift register	4.5 - 15	CMOS	+/- 2.4	40	44	2	-40 to 85
HEF4021B	8-bit shift register with asynchronous parallel load	4.5 - 15	CMOS	+/- 2.4	40	40	8	-40 to 85
HEF4094B	8-bit serial-in/serial or parallel-out shift register with output register (3-state)	4.5 - 15	CMOS	+/- 2.4	50	28	8	-40 to 85
HEF4557B	1-to-64 bit shift register with variable length	4.5 - 15	CMOS	+/- 2.4	65	20	64	-40 to 85
HEF4794B	8-bit serial-in/serial or parallel-out shift register with output register LED driver (3-state)	4.5 - 15	CMOS	-20	45	28	8	-40 to 85
HEF4894B	12-bit serial-in/serial or parallel-out shift register with output register LED driver (3-state)	4.5 - 15	CMOS	-20	45	28	12	-40 to 85

Latches/Registered drivers

Type number	Description	V _{CC} (V)	Logic switching levels	Output drive capability (mA)	t _{pd} (ns)	Output Load C _L (pF)	Number of bits	T _{amb} (°C)
74AHC373	Octal D-type transparent latch (3-state)	2.0 - 5.5	CMOS	±8	4.3	50	8	-40 to 125
74AHC573	Octal D-type transparent latch (3-state)	2.0 - 5.5	CMOS	±8	4.2	50	8	-40 to 125
74AHCT573	Octal D-type transparent latch; TTL-enabled (3-state)	4.5 - 5.5	TTL	±8	3.9	50	8	-40 to 125
74ALVC162334A	16-bit registered driver with 30 Ω termination resistors (3-state)	1.65 - 3.6	TTL	±24	6.0	50	16	-40 to 85
74ALVC162834A	18-bit registered driver with 30 Ω termination resistors (3-state)	1.65 - 3.6	TTL	±24	6.0	50	18	-40 to 85
74ALVC162835A	18-bit registered driver with 30 Ω termination resistors (3-state)	1.65 - 3.6	TTL	±24	6.0	50	18	-40 to 85
74ALVC162836A	20-bit registered driver with 30 Ω termination resistors (3-state)	1.65 - 3.6	TTL	±24	6.0	50	20	-40 to 85
74ALVC16834A	18-bit registered driver (3-state)	1.65 - 3.6	TTL	±24	4.0	50	18	-40 to 85
74ALVC16835A	18-bit registered driver (3-state)	1.65 - 3.6	TTL	±24	4.0	50	18	-40 to 85
74ALVC16836A	20-bit registered driver (3-state)	1.65 - 3.6	TTL	±24	4.0	50	20	-40 to 85
74ALVC373	Octal D-type transparent latch (3-state)	1.65 - 3.6	TTL	±24	2.2	50	8	-40 to 85
74ALVC573	Octal D-type transparent latch (3-state)	1.65 - 3.6	TTL	±24	2.2	50	8	-40 to 85
74ALVCH16373	16-bit D-type transparent latch with bus hold (3-state)	2.3 - 3.6	TTL	±24	2.1	50	16	-40 to 85
74ALVCH16841	20-bit D-type transparent latch with bus hold (3-state)	2.3 - 3.6	TTL	±24	2.4	50	20	-40 to 85
74ALVCH16843	18-bit D-type transparent latch with bus hold (3-state)	2.3 - 3.6	TTL	±24	2.1	50	18	-40 to 85
74ALVCH32973	16-bit transceiver and transparent D-type latch with 8 independent buffers	1.8 - 3.6	TTL	±24	2.5	50	16	-40 to 85
74ALVT16373	16-bit D-type transparent latch with bus hold (3-state)	2.3 - 3.6	TTL	-32 / 64	1.8	50	16	-40 to 85
74AUP1G373	Single D-type transparent latch (3-state)	1.1 - 3.6	CMOS	±1.9	8.5	30	1	-40 to 125
74AVC16334A	16-bit registered driver (3-state)	1.2 - 3.6	CMOS	±12	2.0	30	16	-40 to 85
74AVC16373	16-bit D-type transparent latch (3-state)	1.2 - 3.6	CMOS	±12	2.0	30	16	-40 to 85
74AVC16834A	18-bit registered driver (3-state)	1.2 - 3.6	CMOS	±12	2.0	30	18	-40 to 85
74AVC16835A	18-bit registered driver (3-state)	1.2 - 3.6	CMOS	±12	2.0	30	18	-40 to 85
74AVC16836A	20-bit registered driver (3-state)	1.2 - 3.6	CMOS	±12	2.0	30	20	-40 to 85
74HC259	8-bit addressable latch	2.0 - 6.0	CMOS	±5.2	18	50	8	-40 to 125
74HC373	Octal D-type transparent latch (3-state)	2.0 - 6.0	CMOS	±7.8	12	50	8	-40 to 125
74HC573	Octal D-type transparent latch (3-state)	2.0 - 6.0	CMOS	±7.8	14	50	8	-40 to 125
74HC75	Quad bistable transparent latch	2.0 - 6.0	CMOS	±5.2	11	50	4	-40 to 125
74HCT259	8-bit addressable latch; TTL-enabled	4.5 - 5.5	TTL	±4	20	50	8	-40 to 125
74HCT373	Octal D-type transparent latch; TTL-enabled (3-state)	4.5 - 5.5	TTL	±6	14	50	8	-40 to 125
74HCT573	Octal D-type transparent latch; TTL-enabled (3-state)	4.5 - 5.5	TTL	±6	17	50	8	-40 to 125
74LVC162373A	16-bit D-type transparent latch with 30 Ω termination resistors (3-state)	1.2 - 3.6	CMOS/LVTTL	±12	3.2	50	16	-40 to 125
74LVC16373A	16-bit D-type transparent latch (3-state)	1.2 - 3.6	CMOS/LVTTL	±24	3.0	50	16	-40 to 125
74LVC373A	Octal D-type transparent latch (3-state)	1.2 - 3.6	CMOS/LVTTL	±24	3.0	50	8	-40 to 125
74LVC573A	Octal D-type transparent latch (3-state)	1.2 - 3.6	CMOS/LVTTL	±24	3.4	50	8	-40 to 125
74LVCH162373A	16-bit D-type transparent latch with bus hold and 30 Ω termination resistors (3-state)	1.2 - 3.6	CMOS/LVTTL	±24	3.2	50	16	-40 to 125
74LVCH16373A	16-bit D-type transparent latch with bus hold (3-state)	1.2 - 3.6	CMOS/LVTTL	±24	3.0	50	16	-40 to 125
74LVT162373	16-bit D-type transparent latch with bus hold and 30 Ω termination resistors (3-state)	2.7 - 3.6	TTL	±12	2.5	50	16	-40 to 85

Latches/Registered drivers

Type number	Description	V_{CC} (V)	Logic switching levels	Output drive capability (mA)	t_{pd} (ns)	Output Load C_L (pF)	Number of bits	T_{amb} (°C)
74LVT16373A	16-bit D-type transparent latch with bus hold (3-state)	2.7 - 3.6	TTL	-32 / 64	1.9	50	16	-40 to 85
74LVT573	Octal D-type transparent latch (3-state)	2.7 - 3.6	TTL	-32 / 64	2.7	50	8	-40 to 85
HEF40373B	Octal D-type transparent latch (3-state)	3.0 - 15.0	CMOS	-50 / 62	40	50	8	-40 to 85
HEF4043B	Quad R/S latch with set and reset (3-state)	3.0 - 15.0	CMOS	± 2.4	25	50	4	-40 to 85

Flip-flops

Type number	Description	V _{cc} (V)	Logic switching levels	Output drive capability (mA)	t _{pd} (ns)	Output Load C _L (pF)	f _{max} (MHz)	T _{amb} (°C)
74AHC1G79	Single D-type flip-flop; positive-edge trigger	2.0 - 5.5	CMOS	±8	3.5	50	90	-40 to 125
74AHC273	Octal D-type flip-flop with reset; positive-edge trigger	2.0 - 5.5	CMOS	±8	4.2	50	165	-40 to 125
74AHC374	Octal D-type flip-flop; positive-edge trigger (3-state)	2.0 - 5.5	CMOS	±8	4.4	50	185	-40 to 125
74AHC377	Octal D-type flip-flop with data enable; positive-edge trigger	2.0 - 5.5	CMOS	±8	3.9	50	175	-40 to 125
74AHC574	Octal D-type flip-flop; positive-edge trigger (3-state)	2.0 - 5.5	CMOS	±8	4.4	50	130	-40 to 125
74AHC74	Dual D-type flip-flop with set and reset; positive-edge trigger	2.0 - 5.5	CMOS	±8	3.7	50	170	-40 to 125
74AHCT1G79	Single D-type flip-flop; positive-edge trigger; TTL-enabled	4.5 - 5.5	TTL	±8	3.5	50	90	-40 to 125
74AHCT273	Octal D-type flip-flop with reset; positive-edge trigger; TTL-enabled	4.5 - 5.5	TTL	±8	4.0	50	120	-40 to 125
74AHCT374	Octal D-type flip-flop; positive-edge trigger (3-state)	4.5 - 5.5	TTL	±8	4.3	50	140	-40 to 125
74AHCT377	Octal D-type flip-flop with data enable; positive-edge trigger; TTL-enabled	4.5 - 5.5	TTL	±8	4.0	50	140	-40 to 125
74AHCT574	Octal D-type flip-flop; positive-edge trigger; TTL-enabled (3-state)	4.5 - 5.5	TTL	±8	4.4	50	130	-40 to 125
74AHCT74	Dual D-type flip-flop with set and reset; positive-edge trigger; TTL-enabled	4.5 - 5.5	TTL	±8	3.3	50	160	-40 to 125
74ALVC374	Octal D-type flip-flop; positive-edge trigger (3-state)	1.65 - 3.6	TTL	±24	2.5	50	300	-40 to 85
74ALVC574	Octal D-type flip-flop; positive-edge trigger (3-state)	1.65 - 3.6	TTL	±24	2.5	50	300	-40 to 85
74ALVC74	Dual D-type flip-flop with set and reset; positive-edge trigger	1.65 - 3.6	TTL	±24	2.3	50	425	-40 to 85
74ALVCH16374	16-bit D-type flip-flop with bus hold; positive-edge trigger (3-state)	1.2 - 3.6	TTL	±24	2.3	50	350	-40 to 85
74ALVCH16821	20-bit D-type flip-flop; positive-edge trigger (3-state)	2.3 - 3.6	TTL	±24	2.5	50	350	-40 to 85
74ALVCH16823	18-bit D-type flip-flop with bus hold; positive-edge trigger (3-state)	1.2 - 3.6	TTL	±24	2.1	50	350	-40 to 85
74ALVT162821	20-bit D-type flip-flop; positive-edge trigger (3-state)	2.3 - 3.6	TTL	±12	3.2	50	150	-40 to 85
74ALVT162823	18-bit buffer/line driver with bus hold and 30 Ω termination resistors (3-state)	2.3 - 3.6	TTL	±12	3.0	50	150	-40 to 85
74ALVT16821	20-bit D-type flip-flop; positive-edge trigger (3-state)	2.3 - 3.6	TTL	-32 / 64	1.8	50	150	-40 to 85
74ALVT16823	18-bit D-type flip-flop with bus hold; positive-edge trigger (3-state)	2.3 - 3.6	TTL	-32 / 64	1.9	50	250	-40 to 85
74AUP1G175	Single D flip-flop with reset; positive-edge trigger	1.1 - 3.6	CMOS	±1.9	7.4	30	70	-40 to 125
74AUP1G374	Single D-type flip-flop; positive-edge trigger (3-state)	1.1 - 3.6	CMOS	±1.9	7.9	30	400	-40 to 125
74AUP1G74	Single D-type flip-flop with set and reset; positive-edge trigger	1.1 - 3.6	CMOS	±1.9	9.2	30	400	-40 to 125
74AUP1G79	Single D-type flip-flop; positive-edge trigger	1.1 - 3.6	CMOS	±1.9	9.1	30	400	-40 to 125
74AUP1G80	Single D-type flip-flop; positive-edge trigger	1.1 - 3.6	CMOS	±1.9	9.1	30	400	-40 to 125
74AUP2G79	Dual D-type flip-flop; positive-edge trigger	1.1 - 3.6	CMOS	±1.9	8.5	30	400	-40 to 125
74AUP2G80	Dual D-type flip-flop; positive-edge trigger	1.1 - 3.6	CMOS	±1.9	9.1	30	400	-40 to 125
74AVC16374	16-bit D-type flip-flop; positive-edge trigger (3-state)	1.2 - 3.6	CMOS	±12	1.5	30	350	-40 to 85
74HC107	Dual JK-type flip-flop with reset; negative-edge trigger	2.0 - 6.0	CMOS	±5.2	16	50	78	-40 to 125
74HC109	Dual JK-type flip-flop with set and reset; positive-edge trigger	2.0 - 6.0	CMOS	±5.2	15	50	75	-40 to 125
74HC112	Dual JK-type flip-flop with set and reset; negative-edge trigger	2.0 - 6.0	CMOS	±5.2	15	50	66	-40 to 125
74HC173	Quad D-type flip-flop; positive-edge trigger (3-state)	2.0 - 6.0	CMOS	±7.8	17	50	88	-40 to 125
74HC174	Hex D-type flip-flop with reset; positive-edge trigger	2.0 - 6.0	CMOS	±5.2	17	50	99	-40 to 125
74HC175	Quad D-type flip-flop with reset; positive-edge trigger	2.0 - 6.0	CMOS	±5.2	17	50	83	-40 to 125
74HC273	Octal D-type flip-flop with reset; positive-edge trigger	2.0 - 6.0	CMOS	±5.2	15	50	122	-40 to 125

Flip-Flops

Type number	Description	V _{cc} (V)	Logic switching levels	Output drive capability (mA)	t _{pd} (ns)	Output Load C _L (pF)	f _{max} (MHz)	T _{amb} (°C)
74HC374	Octal D-type flip-flop; positive-edge trigger (3-state)	2.0 - 6.0	CMOS	±7.8	14	50	83	-40 to 125
74HC377	Octal D-type flip-flop with data enable; positive-edge trigger	2.0 - 6.0	CMOS	±7.8	13	50	83	-40 to 125
74HC574	Octal D-type flip-flop; positive-edge trigger (3-state)	2.0 - 6.0	CMOS	±7.8	14	50	133	-40 to 125
74HC73	Dual JK-type flip-flop with reset; negative-edge trigger	2.0 - 6.0	CMOS	±5.2	16	50	77	-40 to 125
74HC74	Dual D-type flip-flop with set and reset; positive-edge trigger	2.0 - 6.0	CMOS	±5.2	14	50	82	-40 to 125
74HCT107	Dual JK-type flip-flop with reset; negative-edge trigger; TTL-enabled	4.5 - 5.5	TTL	±4	16	50	73	-40 to 125
74HCT109	Dual JK-type flip-flop with set and reset; positive-edge trigger; TTL-enabled	4.5 - 5.5	TTL	±4	17	50	61	-40 to 125
74HCT112	Dual JK-type flip-flop with set and reset; negative-edge trigger; TTL-enabled	4.5 - 5.5	TTL	±4	19	50	70	-40 to 125
74HCT173	Quad D-type flip-flop; positive-edge trigger; TTL-enabled (3-state)	4.5 - 5.5	TTL	±6	17	50	88	-40 to 125
74HCT174	Hex D-type flip-flop with reset; positive-edge trigger; TTL-enabled	4.5 - 5.5	TTL	±4	18	50	69	-40 to 125
74HCT175	Quad D-type flip-flop with reset; positive-edge trigger; TTL-enabled	4.5 - 5.5	TTL	±4	16	50	54	-40 to 125
74HCT273	Octal D-type flip-flop with reset; positive-edge trigger; TTL-enabled	4.5 - 5.5	TTL	±4	15	50	36	-40 to 125
74HCT374	Octal D-type flip-flop; positive-edge trigger; TTL-enabled (3-state)	4.5 - 5.5	TTL	±6	13	50	48	-40 to 125
74HCT377	Octal D-type flip-flop with data enable; positive-edge trigger; TTL-enabled	4.5 - 5.5	TTL	±6	14	50	53	-40 to 125
74HCT574	Octal D-type flip-flop; positive-edge trigger; TTL-enabled (3-state)	4.5 - 5.5	TTL	±6	15	50	76	-40 to 125
74HCT74	Dual D-type flip-flop with set and reset; positive-edge trigger; TTL-enabled	4.5 - 5.5	TTL	±4	15	50	59	-40 to 125
74LV74	Dual D-type flip-flop with set and reset; positive-edge trigger	1.0 - 5.5	TTL	±12	11	50	75	-40 to 125
74LVC16374A	16-bit D-type flip-flop; positive-edge trigger (3-state)	1.2 - 3.6	CMOS/LVTTL	±24	3.8	50	150	-40 to 125
74LVC1G175	Single D flip-flop with reset; positive-edge trigger	1.65 - 5.5	CMOS/LVTTL	±32	3.1	50	300	-40 to 125
74LVC1G74	Single D-type flip-flop with set and reset; positive-edge trigger	1.65 - 5.5	CMOS/LVTTL	±32	3.5	50	280	-40 to 125
74LVC1G79	Single D-type flip-flop; positive-edge trigger	1.65 - 5.5	CMOS/LVTTL	±32	2.2	50	450	-40 to 125
74LVC1G80	Single D-type flip-flop; positive-edge trigger	1.65 - 5.5	CMOS/LVTTL	±32	2.4	50	450	-40 to 125
74LVC273	Octal D-type flip-flop with reset; positive-edge trigger	1.2 - 3.6	CMOS/LVTTL	±24	6.0	50	230	-40 to 125
74LVC2G74	Single D-type flip-flop with set and reset; positive-edge trigger	1.65 - 5.5	CMOS/LVTTL	±32	3.5	50	280	-40 to 125
74LVC374A	Octal D-type flip-flop; positive-edge trigger (3-state)	1.2 - 3.6	CMOS/LVTTL	±24	2.7	50	100	-40 to 125
74LVC377	Octal D-type flip-flop with data enable; positive-edge trigger	1.2 - 3.6	CMOS/LVTTL	±24	6.0	50	230	-40 to 125
74LVC574A	Octal D-type flip-flop; positive-edge trigger (3-state)	1.2 - 3.6	CMOS/LVTTL	±24	3.2	50	150	-40 to 125
74LVC74A	Dual D-type flip-flop with set and reset; positive-edge trigger	1.2 - 3.6	CMOS/LVTTL	±24	2.5	50	250	-40 to 125
74LVC823A	9-bit D-type flip-flop; positive-edge trigger (3-state)	1.2 - 3.6	CMOS/LVTTL	±24	5.4	50	150	-40 to 125
74LVCH162374A	16-bit D-type flip-flop with bus hold and 30 Ω termination resistors; positive-edge trigger (3-state)	1.2 - 3.6	CMOS/LVTTL	±24	3.8	50	150	-40 to 125
74LVCH16374A	16-bit D-type flip-flop with bus hold; positive-edge trigger (3-state)	1.2 - 3.6	CMOS/LVTTL	±24	3.8	50	150	-40 to 125
74LVT162374	16-bit D-type flip-flop with bus hold and 30 Ω termination resistors; positive-edge trigger (3-state)	2.7 - 3.6	TTL	±12	3.0	50	150	-40 to 85
74LVT16374A	16-bit D-type flip-flop with bus hold; positive-edge trigger (3-state)	2.7 - 3.6	TTL	-32 / 64	3.0	50	150	-40 to 85
74LVTH16374A	16-bit D-type flip-flop with bus hold; positive-edge trigger (3-state)	2.7 - 3.6	TTL	-32 / 64	3.0	50	150	-40 to 85
HEF4013B	Dual D-type flip-flop with set and reset; positive-edge trigger	3.0 - 15.0	CMOS	±2.4	30	50	40	-40 to 85
HEF40175B	Quad D-type flip-flop with reset; positive-edge trigger	3.0 - 15.0	CMOS	±2.4	25	50	45	-40 to 85
HEF4027B	Dual JK-type flip-flop	3.0 - 15.0	CMOS	±2.4	30	50	30	-40 to 85

FIFO registers

Type number	Description	V _{cc} (V)	Logic switching levels	Output drive capability (mA)	t _{pd} (ns)	Output Load C _L (pF)	f _{max} (MHz)	T _{amb} (°C)
74HC40105	4-bit x 16-word FIFO register	2.0 - 6.0	CMOS	±5.2	15	50	30	-40 to 125

Counters/frequency dividers

Types in **bold** represent new products

Type number	Description	V _{cc} (V)	Output drive capability (mA)	Logic switching levels	t _{pd} (ns)	Output Load C _L (pF)	f _{max} (MHz)	T _{amb} (°C)
74AHC1G4208	08-stage divider and oscillator	2.0 - 5.5	±8	CMOS	14	15	165	-40 to 125
74AHC1G4210	10-stage divider and oscillator	2.0 - 5.5	±5.2	CMOS	17	15	125	-40 to 125
74AHC1G4212	12-stage divider and oscillator	2.0 - 5.5	±5.2	CMOS	20	15	125	-40 to 125
74AHC1G4214	14-stage divider and oscillator	2.0 - 5.5	±5.2	CMOS	23	15	125	-40 to 125
74AHC1G4215	14-stage divider and oscillator	2.0 - 5.5	± 8	CMOS	24	15	165	-40 to 125
74HC160	Presetable synchronous BCD decade counter; asynchronous reset	2.0 - 6.0	±5.2	CMOS	18	50	55	-40 to 125
74HC161	Presetable synchronous 4-bit binary counter; asynchronous reset	2.0 - 6.0	±5.2	CMOS	19	50	48	-40 to 125
74HCT161	Presetable synchronous 4-bit binary counter; asynchronous reset; TTL-enabled	4.5 - 5.5	±4.0	TTL	20	50	41	-40 to 125
74HCT163	Presetable synchronous 4-bit binary counter; synchronous reset; TTL-enabled	4.5 - 5.5	±4.0	TTL	20	50	50	-40 to 125
74HC191	Presetable synchronous 4-bit binary up/down counter	2.0 - 6.0	±5.2	CMOS	22	50	36	-40 to 125
74HC193	Presetable synchronous 4-bit binary up/down counter; separate up/down clocks	2.0 - 6.0	±5.2	CMOS	20	50	49	-40 to 125
74HCT193	Presetable synchronous 4-bit binary up/down counter; separate up/down clocks; TTL-enabled	4.5 - 5.5	±4.0	TTL	20	50	43	-40 to 125
74HC390	Dual decade ripple counter	2.0 - 6.0	±5.2	CMOS	14	50	60	-40 to 125
74HCT390	Dual decade ripple counter; TTL-enabled	4.5 - 5.5	±4.0	TTL	18	50	55	-40 to 125
74HC393	Dual 4-bit binary ripple counter	2.0 - 6.0	±5.2	CMOS	12	50	107	-40 to 125
74HCT393	Dual 4-bit binary ripple counter; TTL-enabled	4.5 - 5.5	±4.0	TTL	20	50	53	-40 to 125
74HC4017	Johnson decade counter with 10 decoded outputs	2.0 - 6.0	±5.2	CMOS	18	50	77	-40 to 125
74HCT4017	Johnson decade counter with 10 decoded outputs; TTL-enabled	4.5 - 5.5	±4.0	TTL	21	50	67	-40 to 125
74HC4020	14-stage binary ripple counter	2.0 - 6.0	±5.2	CMOS	11	50	52	-40 to 125
74HCT4020	14-stage binary ripple counter; TTL-enabled	4.5 - 5.5	±4.0	TTL	15	50	52	-40 to 125
74HC4040	12-stage binary ripple counter	2.0 - 6.0	±5.2	CMOS	14	50	90	-40 to 125
74HCT4040	12-stage binary ripple counter; TTL-enabled	4.5 - 5.5	±4.0	TTL	16	50	79	-40 to 125
74HC4060	14-stage binary ripple counter with oscillator	2.0 - 6.0	±5.2	CMOS	31	50	95	-40 to 125
74HCT4060	14-stage binary ripple counter with oscillator; TTL-enabled	4.5 - 5.5	±4.0	TTL	31	50	88	-40 to 125
74HC4520	Dual 4-bit synchronous binary counter	2.0 - 6.0	±5.2	CMOS	24	50	64	-40 to 125
74HCT4520	Dual 4-bit synchronous binary counter; TTL-enabled	4.5 - 5.5	±4.0	TTL	24	50	64	-40 to 125
74HC5555	Programmable delay timer with oscillator	2.0 - 6.0	-0.8	CMOS	89	50	24	-40 to 125
74HC6323	Programmable ripple counter with oscillator (3-state)	2.0 - 6.0	±7.8	CMOS	17	50	100	-40 to 125
74HCT6323	Programmable ripple counter with oscillator (3-state); TTL-enabled	4.5 - 5.5	±4.0	TTL	17	50	85	-40 to 125
74HC40103	8-bit synchronous binary down counter	2.0 - 6.0	±5.2	CMOS	15	50	14	-40 to 125
74HC4024	7-stage binary ripple counter	2.0 - 6.0	±5.2	CMOS	14	50	90	-40 to 125
74HC590	8-bit binary counter with output register (3-state)	2.0 - 6.0	±5.2	CMOS	19	50	61	-40 to 125
74LV393	Dual 4-bit binary ripple counter	1.0 - 3.6	±6	TTL	12	50	90	-40 to 125
74LV4020	14-stage binary ripple counter	1.0 - 5.5	±6	TTL	16	50	100	-40 to 125
74LV4060	14-stage binary ripple counter with oscillator	1.0 - 5.5	±6	TTL	29	50	100	-40 to 125

Counters/frequency dividers

Type number	Description	V _{cc} (V)	Output drive capability (mA)	Logic switching levels	t _{pd} (ns)	Output Load C _L (pF)	f _{max} (MHz)	T _{amb} (°C)
74LVC161	Presetable synchronous 4-bit binary counter; asynchronous reset	1.2 - 3.6	±24	CMOS/LVTTL	4.9	50	200	-40 to 125
74LVC163	Presetable synchronous 4-bit binary counter; synchronous reset	1.2 - 3.6	±24	CMOS/LVTTL	4.9	50	200	-40 to 125
HEF4017B	Johnson decade counter with 10 decoded outputs	3.0 - 15	±2.4	CMOS	40	50	30	-40 to 85
HEF4020B	14-stage binary ripple counter	3.0 - 15	±2.4	CMOS	35	50	35	-40 to 85
HEF4024B	7-stage binary ripple counter	3.0 - 15	±2.4	CMOS	30	50	35	-40 to 85
HEF4040B	12-stage binary ripple counter	3.0 - 15	±2.4	CMOS	35	50	50	-40 to 85
HEF4060B	14-stage binary ripple counter with oscillator	3.0 - 15	±2.4	CMOS	50	50	30	-40 to 85
HEF4518B	Dual BCD counter	3.0 - 15	±2.4	CMOS	40	50	40	-40 to 85
HEF4520B	Dual 4-bit synchronous binary counter	3.0 - 15	±2.4	CMOS	15	50	40	-40 to 85
HEF4521B	24-stage frequency divider and oscillator	3.0 - 15	±2.4	CMOS	220	50	35	-40 to 85
HEF4541B	Programmable timer	3.0 - 15	- 4/ 2.7	CMOS	38	50	150	-40 to 85

Multivibrators

Type number	Description	V _{cc} (V)	Logic switching levels	Output drive capability (mA)	t _{pd} (ns)	Output Load C _L (pF)	T _{amb} (°C)
74AHC123A	Dual retriggerable monostable multivibrator with reset	2.0 - 5.5	CMOS	±8	5.1	50	-40 to 125
74AHC123A	Dual retriggerable monostable multivibrator with reset; TTL-enabled	4.5 - 5.5	TTL	±8	5.0	50	-40 to 125
74HC123	Dual retriggerable monostable multivibrator with reset	2.0 - 6.0	CMOS	±7.8	9.0	50	-40 to 125
74HCT123	Dual retriggerable monostable multivibrator with reset; TTL-enabled	4.5 - 5.5	TTL	±4	26	50	-40 to 125
74HCT221	dual non-retriggerable monostable multivibrator with reset; TTL-enabled	4.5 - 5.5	TTL	±4	32	50	-40 to 125
74HC423	Dual retriggerable monostable multivibrator with reset	2.0 - 6.0	CMOS	±5.2	23	50	-40 to 125
74HCT423	Dual retriggerable monostable multivibrator with reset; TTL-enabled	4.5 - 5.5	TTL	±4	26	50	-40 to 125
74HC4538	Dual retriggerable precision monostable multivibrator	2.0 - 6.0	CMOS	±5.2	27	50	-40 to 125
74HCT4538	Dual retriggerable precision monostable multivibrator; TTL-enabled	4.5 - 5.5	TTL	±4	30	50	-40 to 125
74LV123	Dual retriggerable monostable multivibrator with reset	1.0 - 5.5	TTL	±12	20	50	-40 to 125
74LVC1G123	Single retriggerable monostable multivibrator	1.65 - 5.5	CMOS/LVTTL	±32	3.5	50	-40 to 125
HEF4047B	Monostable/astable multivibrator	3.0 - 15	CMOS	±2.4	50	50	-40 to 85
HEF4528B	Dual retriggerable monostable multivibrator with reset	3.0 - 15	CMOS	±2.4	40	50	-40 to 85
HEF4538B	Dual retriggerable precision monostable multivibrator	3.0 - 15	CMOS	±2.4	60	50	-40 to 85

Phase-locked loops

Type number	Description	V _{cc} (V)	Logic switching levels	Output drive capability (mA)	t _{pd} (ns)	Output Load C _L (pF)	F _{max} (MHz)	T _{amb} (°C)
74HC4046A	Phase-locked loop with VCO	3.0 - 6.0	CMOS	±5.2	18	50	21	-40 to 125
74HCT4046A	Phase-locked loop with VCO; TTL-enabled	4.5 - 5.5	TTL	±4	23	50	19	-40 to 125
74HCT9046A	Phase-locked loop with bandgap controlled VCO; TTL-enabled	4.5 - 5.5	TTL	±4	23	50	19	-40 to 125
HEF4046B	Phase-locked loop with VCO	3.0 - 15.0	CMOS	±2.4		50	2.7	-40 to 125

AND Gates

Types in **bold** represent new products

Type number	Description	V _{cc} (V)	Logic switching levels	Output drive capability (mA)	t _{pd} (ns)	Output Load C _L (typ) (pF)	f _{max} (MHz)	Number of bits	T _{amb} (°C)
74ABT08	Quad 2-input AND gate	4.5 - 5.5	TTL	-15 / 20	2.4	50	100	4	-40 to 85
74AHC08	Quad 2-input AND gate	2.0 - 5.5	CMOS	±8	3.5	50	60	4	-40 to 125
74AHC1G08	Single 2-input AND gate	2.0 - 5.5	CMOS	±8	3.2	50	60	1	-40 to 125
74AHC1G09	Single 2-input AND gate; open drain	2.0 - 5.5	CMOS	±8	3.2	50	60	1	-40 to 125
74AHC2G08	Dual 2-input AND gate	2.0 - 5.5	CMOS	±8	3.2	50	60	2	-40 to 125
74AHCT08	Quad 2-input AND gate; TTL-enabled	4.5 - 5.5	TTL	±8	5.0	50	60	4	-40 to 125
74AHCT1G08	Single 2-input AND gate; TTL-enabled	4.5 - 5.5	TTL	±8	3.6	50	60	1	-40 to 125
74AHCT2G08	Dual 2-input AND gate; TTL-enabled	4.5 - 5.5	TTL	±8	3.6	50	60	2	-40 to 125
74ALVC08	Quad 2-input AND gate	1.65 - 3.6	CMOS/ LVTTTL	±24	2.0	50	145	4	-40 to 85
74AUP1G08	Single 2-input AND gate	1.1 - 3.6	CMOS	±1.9	8.2	30	70	1	-40 to 125
74AUP1G09	Single 2-input AND gate; open drain	1.1 - 3.6	CMOS	1.9	8.5	30	70	1	-40 to 125
74AUP1G11	Single 3-input AND gate	1.1 - 3.6	CMOS	±1.9	6.9	30	70	1	-40 to 125
74AUP1T08	Single supply 2-input voltage-translating AND gate	2.3 - 3.6	CMOS	±4	3.6	15	70	1	-40 to 125
74AUP2G08	Dual 2-input AND gate	1.1 - 3.6	CMOS	±1.9	8.2	30	70	2	-40 to 125
74AXP1G08	Single 2-input AND gate	0.7 - 2.75	CMOS	±4.5	2.6	5	70	1	-40 to 85
74AXP1G09	Single 2-input AND gate with open-drain output	0.7 - 2.75	CMOS	±4.5	2.6	5	70	1	-40 to 85
74AXP1G11	Single 3-input AND gate	0.7 - 2.75	CMOS	±4.5	2.6	5	70	1	-40 to 85
74HC08	Quad 2-input AND gate	2.0 - 6.0	CMOS	±5.2	7.0	50	36	4	-40 to 125
74HC11	Triple 3-input AND gate	2.0 - 6.0	CMOS	±5.2	10	50	36	3	-40 to 125
74HC1G08	Single 2-input AND gate	2.0 - 6.0	CMOS	±5.2	7.0	50	36	1	-40 to 125
74HC21	Dual 4-input AND gate	2.0 - 6.0	CMOS	±5.2	10	50	36	2	-40 to 125
74HC2G08	Dual 2-input AND gate	2.0 - 6.0	CMOS	±5.2	9.0	50	36	2	-40 to 125
74HCT08	Quad 2-input AND gate; TTL-enabled	4.5 - 5.5	TTL	±4	11	50	36	4	-40 to 125
74HCT11	Triple 3-input AND gate	4.5 - 5.5	TTL	±4	11	50	36	3	-40 to 125
74HCT1G08	Single 2-input AND gate; TTL-enabled	4.5 - 5.5	TTL	±2	11	50	36	1	-40 to 125
74HCT2G08	Dual 2-input AND gate; TTL-enabled	4.5 - 5.5	TTL	±4	14	50	36	2	-40 to 125
74LV08	Quad 2-input AND gate	1.0 - 5.5	TTL	±12	7.0	50	30	4	-40 to 125
74LV08A	Quad 2-input AND gate	2.0 - 5.5	CMOS	±12	4.3	15	45	4	-40 to 125
74LV1T08	Single supply 2-input translating AND gate	1.6 - 5.5	CMOS	±8	13.4	15	60	1	-40 to 125
74LVC08A	Quad 2-input AND gate	1.2 - 3.6	CMOS/ LVTTTL	±24	2.1	50	150	4	-40 to 125
74LVC11	Triple 3-input AND gate	1.2 - 3.6	CMOS/ LVTTTL	±24	3.7	50	150	3	-40 to 125
74LVC1G08	Single 2-input AND gate	1.65 - 5.5	CMOS/ LVTTTL	±24	2.1	50	150	1	-40 to 125
74LVC1G11	Single 3-input AND gate	1.65 - 5.5	CMOS/ LVTTTL	±24	2.6	50	150	1	-40 to 125
74LVC2G08	Dual 2-input AND gate	1.65 - 5.5	CMOS/ LVTTTL	±24	2.1	50	150	2	-40 to 125
74LVT08	Quad 2-input AND gate	2.7 - 3.6	TTL	-20 / 32	3.4	50	150	4	-40 to 85
74VHC08	Quad 2-input AND gate	2.0 - 5.5	CMOS	±8	3.5	50	60	4	-40 to 125
74VHCT08	Quad 2-input AND gate; TTL-enabled	4.5 - 5.5	TTL	±8	5.0	50	60	4	-40 to 125
HEF4073B	Triple 3-input AND gate	3.0 - 15	CMOS	±2.4	20	50	10	3	-40 to 85
HEF4081B	Quad 2-input AND gate	3.0 - 15	CMOS	±2.4	20	50	10	4	-40 to 85
HEF4082B	Dual 4-input AND gate	3.0 - 15	CMOS	±2.4	25	50	10	2	-40 to 85
XC7SET08	Single 2-input AND gate; TTL-enabled	4.5 - 5.5	TTL	±8	3.6	50	60	1	-40 to 125
XC7SH08	Single 2-input AND gate	2.0 - 5.5	CMOS	±8	3.2	50	60	1	-40 to 125

Combination Gates

Type number	Description	V _{CC} (V)	Logic switching levels	Output drive capability (mA)	t _{pd} (ns)	Output Load C _L (typ) (pF)	f _{max} (MHz)	Number of bits	T _{amb} (°C)
74AUP1G0832	Single 3-input AND-OR gate	1.1 - 3.6	CMOS	±1.9	6.7	30	70	1	-40 to 125
74AUP1G3208	Single 3-input OR-AND gate	1.1 - 3.6	CMOS	±1.9	7.4	30	70	1	-40 to 125
74AUP1G885	Dual function gate	1.1 - 3.6	CMOS	±1.9	7.6	30	70	1	-40 to 125
74AUP1Z04	Crystal driver with enable and internal resistor	1.1 - 3.6	CMOS	±1.9	5.6	30	70	1	-40 to 125
74AUP1Z125	Crystal driver with enable and internal resistor (3-state)	1.1 - 3.6	CMOS	±1.9	4.7	30	70	1	-40 to 125
74AUP2G0604	Inverter with open drain and inverter	1.1 - 3.6	CMOS	±1.9	4.0	30	70	2	-40 to 125
74AUP2G3404	Buffer and inverter	1.1 - 3.6	CMOS	±1.9	4.0	30	70	2	-40 to 125
74AUP2G3407	Buffer and buffer with open drain	1.1 - 3.6	CMOS	±1.9	4.1	30	70	2	-40 to 125
74AUP3G0434	Dual inverter and single buffer	1.1 - 3.6	CMOS	±1.9	4.0	30	70	3	-40 to 125
74AUP3G3404	Dual buffer and single inverter	1.1 - 3.6	CMOS	±1.9	4.0	30	70	3	-40 to 125
74LVC1GX04	Crystal driver	1.65 - 5.5	CMOS/ LVTTTL	±24	2.8	50	150	1	-40 to 125
HEF4007UB	Dual complementary paIR and inverter	3.0 - 15	CMOS	±3.4	15	50	10	2	-40 to 85

Configurable Gates

Type number	Description	V _{CC} (V)	Logic switching levels	Output drive capability (mA)	t _{pd} (ns)	Output Load C _L (typ) (pF)	f _{max} (MHz)	Number of bits	T _{amb} (°C)
74AUP1G57	Configurable gate; Schmitt-trigger	1.1 - 3.6	CMOS	±1.9	8.7	30	70	1	-40 to 125
74AUP1G58	Configurable gate; Schmitt-trigger	1.1 - 3.6	CMOS	±1.9	8.7	30	70	1	-40 to 125
74AUP1G97	Configurable gate; Schmitt-trigger	1.1 - 3.6	CMOS	±1.9	8.7	30	70	1	-40 to 125
74AUP1G98	Configurable gate; Schmitt-trigger	1.1 - 3.6	CMOS	±1.9	8.9	30	70	1	-40 to 125
74AUP1G3208	Configurable multiple function gate	0.8 - 3.6	CMOS	±4	6.6	30	70	1	-40 to 125
74AUP1T57	Configurable gate with voltage-level translation	2.3 - 3.6	CMOS	±4	3.8	15	70	1	-40 to 125
74AUP1T58	Configurable gate with voltage-level translation	2.3 - 3.6	CMOS	±4	3.8	15	70	1	-40 to 125
74AUP1T97	Configurable gate with voltage-level translation	2.3 - 3.6	CMOS	±4	3.8	15	70	1	-40 to 125
74AUP1T98	Configurable gate with voltage-level translation	2.3 - 3.6	CMOS	±4	3.8	15	70	1	-40 to 125
74AUP2G57	Dual configurable gate; Schmitt-trigger	0.8 - 3.6	CMOS	±4	6.6	30	70	1	-40 to 125
74AUP2G58	Dual configurable gate; Schmitt-trigger	0.8 - 3.6	CMOS	±4	6.6	30	70	1	-40 to 125
74AUP2G97	Dual configurable gate; Schmitt-trigger	0.8 - 3.6	CMOS	±4	6.6	30	70	1	-40 to 125
74AUP2G98	Dual configurable gate; Schmitt-trigger	0.8 - 3.6	CMOS	±4	6.6	30	70	1	-40 to 125
74AXP1G57	Configurable gate; Schmitt-trigger	0.7 - 2.75	CMOS	±4.5	4.6	5	70	1	-40 to 85
74AXP1G58	Configurable gate; Schmitt-trigger	0.7 - 2.75	CMOS	±4.5	4.5	5	70	1	-40 to 85
74AXP1G97	Configurable gate; Schmitt-trigger	0.7 - 2.75	CMOS	±4.5	4.5	5	70	1	-40 to 85
74AXP1G98	Configurable gate; Schmitt-trigger	0.7 - 2.75	CMOS	±4.5	4.5	5	70	1	-40 to 85
74LVC1G57	Configurable gate; Schmitt-trigger	1.65 - 5.5	CMOS/ LVTTTL	±32	6.3	50	150	1	-40 to 125
74LVC1G58	Configurable gate; Schmitt-trigger	1.65 - 5.5	CMOS/ LVTTTL	±32	6.3	50	150	1	-40 to 125
74LVC1G97	Configurable gate; Schmitt-trigger	1.65 - 5.5	CMOS/ LVTTTL	±32	6.3	50	150	1	-40 to 125
74LVC1G98	Configurable gate; Schmitt-trigger	1.65 - 5.5	CMOS/ LVTTTL	±32	6.3	50	150	1	-40 to 125
74LVC1G99	Configurable gate; Schmitt-trigger	1.65 - 5.5	CMOS/ LVTTTL	±32	8.4	50	150	1	-40 to 125

EXCLUSIVE-NOR Gates

Type number	Description	V _{CC} (V)	Logic switching levels	Output drive capability (mA)	t _{pd} (ns)	Output Load C _L (typ) (pF)	f _{max} (MHz)	T _{amb} (°C)
74AUP1T87	Single supply 2-input translating EXCLUSIVE-NOR gate	2.3 - 3.6	CMOS	±4	3.9	15	70	-40 to 125
74LV1T87	Single supply 2-input translating EXCLUSIVE-NOR gate	1.6 - 5.5	CMOS	±8	15.8	15	60	-40 to 125
HEF4077	Quad 2-input EXCLUSIVE-NOR gate	3.0 - 15	CMOS	±2.4	30	50	10	-40 to 85

EXCLUSIVE-OR Gates

Type number	Description	V _{CC} (V)	Logic switching levels	Output drive capability (mA)	t _{pd} (ns)	Output Load C _L (typ) (pF)	f _{max} (MHz)	Number of bits	T _{amb} (°C)
74AHC1G86	2-input EXCLUSIVE-OR gate	2.0 - 5.5	CMOS	±8	3.4	50	60	1	-40 to 125
74AHCT1G86	2-input EXCLUSIVE-OR gate; TTL-enabled	4.5 - 5.5	TTL	±8	3.5	50	60	1	-40 to 125
74AHC86	Quad 2-input EXCLUSIVE-OR gate	2.0 - 5.5	CMOS	±8	3.4	50	60	4	-40 to 125
74AHCT86	Quad 2-input EXCLUSIVE-OR gate; TTL-enabled	4.5 - 5.5	TTL	±8	3.4	50	60	4	-40 to 125
74AUP1G386	Single 3-input EXCLUSIVE-OR gate	1.1 - 3.6	CMOS	±1.9	8.6	30	70	1	-40 to 125
74AUP1G86	Single 2-input Exclusive-OR gate	1.1 - 3.6	CMOS	±1.9	9.0	30	70	1	-40 to 125
74AUP1T86	Single supply 2-input translating EXCLUSIVE-OR gate	2.3 - 3.6	CMOS	±1.9	3.8	15	70	1	-40 to 125
74AUP2G86	Dual 2-input EXCLUSIVE-OR gate	1.1 - 3.6	CMOS	±1.9	9.0	30	70	2	-40 to 125
74AXP1G86	Single 2-input Exclusive-OR gates	0.7 - 2.75	CMOS	±4.5	4.5	5	70	1	-40 to 85
74HC1G86	Single 2-input EXCLUSIVE-OR gate	2.0 - 6.0	CMOS	±2.6	9.0	50	36	1	-40 to 125
74HCT1G86	Single 2-input EXCLUSIVE-OR gate; TTL-enabled	4.5 - 5.5	TTL	±2.0	10	50	36	1	-40 to 125
74HC2G86	Dual 2-input EXCLUSIVE-OR gate	2.0 - 6.0	CMOS	±5.2	9.0	50	36	2	-40 to 125
74HCT2G86	Dual 2-input EXCLUSIVE-OR gate; TTL-enabled	4.5 - 5.5	TTL	±4.0	11	50	36	2	-40 to 125
74HC86	Quad 2-input EXCLUSIVE-OR gate	2.0 - 6.0	CMOS	±5.2	11	50	36	4	-40 to 125
74HCT86	Quad 2-input EXCLUSIVE-OR gate; TTL-enabled	4.5 - 5.5	TTL	±4	14	50	36	4	-40 to 125
74LV1T86	Single supply 2-input translating EXCLUSIVE-OR gate	1.6 - 5.5	CMOS	±8	13.3	15	60	1	-40 to 125
74LVC1G386	Single 3-Input EXCLUSIVE-OR gate	1.65 - 5.5	CMOS/ LVTTTL	±32	4.5	50	150	1	-40 to 125
74LVC1G86	Single 2-input EXCLUSIVE-OR gate	1.65 - 5.5	CMOS/ LVTTTL	±32	2.4	50	150	1	-40 to 125
74LVC2G86	Dual 2-input EXCLUSIVE-OR gate	1.65 - 5.5	CMOS/ LVTTTL	±32	2.3	50	150	2	-40 to 125
74LVC86	Quad 2-input EXCLUSIVE-OR gate	1.2 - 3.6	CMOS/ LVTTTL	±24	3.0	50	150	4	-40 to 125
HEF4030B	Quad 2-input EXCLUSIVE-OR gate	3.0 - 15	CMOS	±2.4	30	50	10	4	-40 to 85
HEF4070B	Quad 2-input EXCLUSIVE-OR gate	3.0 - 15	CMOS	±2.4	30	50	10	4	-40 to 85
XC7SET86	2-input EXCLUSIVE-OR gate; TTL-enabled	4.5 - 5.5	TTL	±8	3.5	50	60	1	-40 to 125
XC7SH86	2-input EXCLUSIVE-OR gate	2.0 - 5.5	CMOS	±8	3.4	50	60	1	-40 to 125

NAND Gates

Type number	Description	V _{CC} (V)	Logic switching levels	Output drive capability (mA)	t _{pd} (ns)	Output Load C _L (typ) (pF)	f _{max} (MHz)	Number of bits	T _{amb} (°C)
74ABT00	Quad 2-input NAND gate	4.5 - 5.5	TTL	-15 / 20	2.5	50	100	4	-40 to 85
74ABT20	Dual 4-input NAND gate	4.5 - 5.5	TTL	-15 / 20	2.7	50	100	2	-40 to 85
74AHC00	Quad 2-input NAND gate	2.0 - 5.5	CMOS	±8	3.2	50	60	4	-40 to 125
74AHC132	Quad 2-input NAND gate Schmitt-trigger	2.0 - 5.5	CMOS	±8	3.3	50	60	4	-40 to 125
74AHC1G00	Single 2-input NAND gate	2.0 - 5.5	CMOS	±8	3.5	50	60	1	-40 to 125
74AHC2G00	Dual 2-input NAND gate	2.0 - 5.5	CMOS	±8	3.5	50	60	2	-40 to 125
74AHCT00	Quad 2-input NAND gate; TTL-enabled	4.5 - 5.5	TTL	±8	3.3	50	60	4	-40 to 125
74AHCT132	Quad 2-input NAND gate Schmitt-trigger; TTL-enabled	4.5 - 5.5	TTL	±8	3.5	50	60	4	-40 to 125

NAND Gates

Types in **bold** represent new products

Type number	Description	V _{cc} (V)	Logic switching levels	Output drive capability (mA)	t _{pd} (ns)	Output Load C _L (typ) (pF)	f _{max} (MHz)	Number of bits	T _{amb} (°C)
74AHCT1G00	Single 2-input NAND gate; TTL-enabled	4.5 - 5.5	TTL	±8	3.6	50	60	1	-40 to 125
74AHCT2G00	Dual 2-input NAND gate; TTL-enabled	4.5 - 5.5	TTL	±8	3.6	50	60	2	-40 to 125
74AUP1T00	Single supply 2-input voltage-translating NAND gate	2.3 - 3.6	CMOS	±1.9	3.7	15	70	1	-40 to 125
74AUP2G132	Dual 2-input NAND gate Schmitt-trigger	1.1 - 3.6	CMOS	±1.9	10	30	70	2	-40 to 125
74AXP1G00	Single 2-input NAND gate	0.7 - 2.75	CMOS	±4.5	2.7	5	70	1	-40 to 85
74AXP1G10	Single 3-input NAND gate	0.7 - 2.75	CMOS	±4.5	2.6	5	70	1	-40 to 85
74HC132	Quad 2-input NAND gate Schmitt-trigger	2.0 - 6.0	CMOS	±5.2	11	50	36	4	-40 to 125
74HCT132	Quad 2-input NAND gate Schmitt-trigger; TTL-enabled	4.5 - 5.5	TTL	±4	17	50	36	4	-40 to 125
74LV00A	Quad 2-input NAND gate	2.0 - 5.5	CMOS	±12	4.3	15	45	4	-40 to 125
74LV132	Quad 2-input NAND gate Schmitt-trigger	1.0 - 5.5	TTL	±12	10	50	30	4	-40 to 125
74LVC132A	Quad 2-input NAND gate Schmitt-trigger	1.2 - 3.6	CMOS/ LVTTTL	±24	3.4	50	175	4	-40 to 125
HEF4093B	Quad 2-input NAND gate Schmitt-trigger	3.0 - 15	CMOS	±2.4	3.0	50	10	4	-40 to 85
74AHC30	8-input NAND gate	2.0 - 5.5	CMOS	±8	3.6	50	60	1	-40 to 125
74AHCT30	8-input NAND gate; TTL-enabled	4.5 - 5.5	TTL	±8	3.3	50	60	1	-40 to 125
74ALVC00	Quad 2-input NAND gate	1.65 - 3.6	CMOS/ LVTTTL	±24	2.1	50	145	4	-40 to 85
74AUP1G00	Single 2-input NAND gate	1.1 - 3.6	CMOS	±1.9	8.3	30	70	1	-40 to 125
74AUP1G132	Single 2-input NAND gate Schmitt trigger	1.1 - 3.6	CMOS	±1.9	10	30	70	1	-40 to 125
74AUP1G38	Single 2-input NAND gate; open drain	1.1 - 3.6	CMOS	1.9	8.5	30	70	1	-40 to 125
74AUP2G00	Dual 2-input NAND gate	1.1 - 3.6	CMOS	±1.9	8.3	30	70	2	-40 to 125
74AUP2G38	Dual 2-input NAND gate; open drain	1.1 - 3.6	CMOS	1.9	8.5	30	70	2	-40 to 125
74HC00	Quad 2-input NAND gate	2.0 - 6.0	CMOS	±5.2	7.0	50	36	4	-40 to 125
74HC03	Quad 2-input NAND gate; open drain	2.0 - 6.0	CMOS	5.2	8.0	50	36	4	-40 to 125
74HC10	Triple 3-input NAND gate	2.0 - 6.0	CMOS	±5.2	9.0	50	36	3	-40 to 125
74HC1G00	Single 2-input NAND gate	2.0 - 6.0	CMOS	±2.6	7.0	50	36	1	-40 to 125
74HC20	Dual 4-input NAND gate	2.0 - 6.0	CMOS	±5.2	8.0	50	36	2	-40 to 125
74HC2G00	Dual 2-input NAND gate	2.0 - 6.0	CMOS	±5.6	9.0	50	36	2	-40 to 125
74HC30	8-input NAND gate	2.0 - 6.0	CMOS	±5.2	12	50	36	1	-40 to 125
74HCT00	Quad 2-input NAND gate; TTL-enabled	4.5 - 5.5	TTL	±4	10	50	36	4	-40 to 125
74HCT03	Quad 2-input NAND gate; TTL-enabled; open drain	4.5 - 5.5	TTL	±4	10	50	36	4	-40 to 125
74HCT10	Triple 3-input NAND gate; TTL-enabled	4.5 - 5.5	TTL	±4	11	50	36	3	-40 to 125
74HCT1G00	Single 2-input NAND gate; TTL-enabled	4.5 - 5.5	TTL	±2	10	50	36	1	-40 to 125
74HCT20	Dual 4-input NAND gate; TTL-enabled	4.5 - 5.5	TTL	±4	13	50	36	2	-40 to 125
74HCT2G00	Dual 2-input NAND gate; TTL-enabled	4.5 - 5.5	TTL	±4	12	50	36	2	-40 to 125
74HCT30	8-input NAND gate; TTL-enabled	4.5 - 5.5	TTL	±4	12	50	36	1	-40 to 125
74LV00	Quad 2-input NAND gate	1.0 - 5.5	TTL	±12	7	50	30	4	-40 to 125
74LV03	Quad 2-input NAND gate; TTL-enabled; open drain	1.0 - 5.5	TTL	±12	8.0	50	30	4	-40 to 125
74LV1T00	Single supply 2-input translating NAND gate	1.6 - 5.5	CMOS	±8	3.1	15	60	1	-40 to 125
74LVC00A	Quad 2-input NAND gate	1.2 - 3.6	CMOS/ LVTTTL	±24	2.1	50	150	4	-40 to 125
74LVC10A	Triple 3-input NAND gate	1.2 - 3.6	CMOS/ LVTTTL	±24	3.9	50	150	3	-40 to 125
74LVC1G00	Single 2-input NAND gate	1.65 - 5.5	CMOS/ LVTTTL	±32	2.2	50	175	1	-40 to 125
74LVC1G10	Single 3-input NAND gate	1.65 - 5.5	CMOS/ LVTTTL	±32	2.6	50	175	1	-40 to 125
74LVC1G38	Single 2-input NAND gate; open drain	1.65 - 5.5	CMOS/ LVTTTL	32	2.3	50	175	1	-40 to 125
74LVC2G00	Dual 2-input NAND gate	1.65 - 5.5	CMOS/ LVTTTL	±32	2.2	50	175	2	-40 to 125
74LVC2G38	Dual 2-input NAND gate; open drain	1.65 - 5.5	CMOS/ LVTTTL	32	2.1	50	175	2	-40 to 125
74LVC30A	8-input NAND gate	1.65 - 5.5	CMOS/ LVTTTL	24	3.6	50	175	1	-40 to 125
HEF4011B	Quad 2-input NAND gate	3.0 - 15	CMOS	±2.4	20	50	10	4	-40 to 85

NOR Gates

Types in **bold** represent new products

Type number	Description	V _{CC} (V)	Logic switching levels	Output drive capability (mA)	t _{pd} (ns)	Output Load C _L (typ) (pF)	f _{max} (MHz)	Number of bits	T _{amb} (°C)
74AHC02	Quad 2-input NOR gate	2.0 - 5.5	CMOS	±8	2.9	50	60	4	-40 to 125
74AHCT02	Quad 2-input NOR gate; TTL-enabled	4.5 - 5.5	TTL	±8	3.8	50	60	4	-40 to 125
74AHC1G02	Single 2-input NOR gate	2.0 - 5.5	CMOS	±8	3.2	50	60	1	-40 to 125
74AHCT1G02	Single 2-input NOR gate; TTL-enabled	4.5 - 5.5	TTL	±8	3.5	50	60	1	-40 to 125
74ALVC02	Quad 2-input NOR gate	1.65 - 3.6	CMOS/ LVTTTL	±24	2.2	50	150	4	-40 to 85
74AUP1G02	Single 2-input NOR gate	1.1 - 3.6	CMOS	±1.9	8.3	30	70	1	-40 to 125
74AUP1T02	Single supply 2-input voltage-translating NOR gate	2.3 - 3.6	CMOS	±1.9	3.6	15	70	1	-40 to 125
74AUP2G02	Dual 2-input NOR gate	1.1 - 3.6	CMOS	±1.9	8.3	30	70	2	-40 to 125
74AXP1G02	Single 2-input NOR gate	0.7 - 2.75	CMOS	±4.5	2.6	5	70	1	-40 to 85
74HC02	Quad 2-input NOR gate	2.0 - 6.0	CMOS	±5.2	7.0	50	36	4	-40 to 125
74HCT02	Quad 2-input NOR gate; TTL-enabled	4.5 - 5.5	TTL	±4	9.0	50	36	4	-40 to 125
74HC1G02	Single 2-input NOR gate	2.0 - 6.0	CMOS	±2.6	7.0	50	36	1	-40 to 125
74HCT1G02	Single 2-input NOR gate; TTL-enabled	4.5 - 5.5	TTL	±2.0	9.0	50	36	1	-40 to 125
74HC27	Triple 3-input NOR gate	2.0 - 6.0	CMOS	±5.2	8.0	50	36	3	-40 to 125
74HCT27	Triple 3-input NOR gate; TTL-enabled	4.5 - 5.5	TTL	±4	10	50	36	3	-40 to 125
74HC2G02	Dual 2-input NOR gate	2.0 - 6.0	CMOS	±5.2	9.0	50	36	2	-40 to 125
74HCT2G02	Dual 2-input NOR gate; TTL-enabled	4.5 - 5.5	TTL	±4	12	50	36	2	-40 to 125
74HC4002	Dual 4-input NOR gate	2.0 - 6.0	CMOS	±5.2	9.0	50	36	2	-40 to 125
74HCT4002	Dual 4-input NOR gate; TTL-enabled	4.5 - 5.5	TTL	±4	11	50	36	2	-40 to 125
74LV02	Quad 2-input NOR gate	1.0 - 5.5	TTL	±12	6.0	50	30	4	-40 to 125
74LV02A	Quad 2-input NOR gate	2.0 - 5.5	CMOS	±12	4.3	15	45	4	-40 to 125
74LV1T02	Single supply 2-input translating NOR gate	1.6 - 5.5	CMOS	±8	3.2	15	60	1	-40 to 125
74LVC02A	Quad 2-input NOR gate	1.2 - 3.6	CMOS/ LVTTTL	±24	2.1	50	150	4	-40 to 125
74LVC1G02	Single 2-input NOR gate	1.65 - 5.5	CMOS/ LVTTTL	±32	2.1	50	150	1	-40 to 125
74LVC1G27	Single 3-input NOR gate	1.65 - 5.5	CMOS/ LVTTTL	±32	2.6	50	150	1	-40 to 125
74LVC2G02	Dual 2-input NOR gate	1.65 - 5.5	CMOS/ LVTTTL	±32	2.4	50	150	2	-40 to 125
74LVT02	Quad 2-input NOR gate	2.7 - 3.6	TTL	-20 / 32	2.8	50	150	4	-40 to 85
74VHC02	Quad 2-input NOR gate	2.0 - 5.5	CMOS	±8	2.9	50	60	4	-40 to 125
74VHCT02	Quad 2-input NOR gate; TTL-enabled	4.5 - 5.5	TTL	±8	3.8	50	60	4	-40 to 125
HEF4001B	Quad 2-input NOR gate	3.0 - 15	CMOS	±2.4	20	50	10	4	-40 to 85
HEF4002B	Dual 4-input NOR gate	3.0 - 15	CMOS	±2.4	20	50	10	4	-40 to 85
XC7SET02	Single 2-input NOR gate; TTL-enabled	4.5 - 5.5	TTL	±8	3.5	50	60	1	-40 to 125
XC7SH02	Single 2-input NOR gate	2.0 - 5.5	CMOS	±8	3.2	50	60	1	-40 to 125

OR Gates

Types in **bold** represent new products

Type number	Description	V _{cc} (V)	Logic switching levels	Output drive capability (mA)	t _{pd} (ns)	Output Load C _L (typ) (pF)	f _{max} (MHz)	Number of bits	T _{amb} (°C)
74ABT32	Quad 2-input OR gate	4.5 - 5.5	TTL	-15 / 20	2.3	50	100	4	-40 to 85
74AHC1G32	Single 2-input OR gate	2.0 - 5.5	CMOS	±8	3.2	50	60	1	-40 to 125
74AHCT1G32	Single 2-input OR gate	4.5 - 5.5	TTL	±8	3.3	50	60	1	-40 to 125
74AHC2G32	Dual 2-input OR gate	2.0 - 5.5	CMOS	±8	3.2	50	60	2	-40 to 125
74AHCT2G32	Dual 2-input OR gate	4.5 - 5.5	TTL	±8	3.3	50	60	2	-40 to 125
74AHC32	Quad 2-input OR gate	2.0 - 5.5	CMOS	±8	3.5	50	60	4	-40 to 125
74AHCT32	Quad 2-input OR gate; TTL-enabled	4.5 - 5.5	TTL	±8	5.0	50	60	4	-40 to 125
74ALVC32	Quad 2-input OR gate	1.65 - 3.6	CMOS/LVTTL	±24	2.0	50	150	4	-40 to 125
74AUP1G32	Single 2-input OR gate	1.1 - 3.6	CMOS	±1.9	7.9	30	70	1	-40 to 125
74AUP1G332	Single 3-input OR gate	1.1 - 3.6	CMOS	±1.9	6.8	30	70	1	-40 to 125
74AUP1T32	Single supply 2-input voltage-translating OR gate	2.3 - 3.6	CMOS	±1.9	3.6	15	70	1	-40 to 125
74AUP2G32	Dual 2-input OR gate	1.1 - 3.6	CMOS	±1.9	7.9	30	70	2	-40 to 125
74AXP1G32	Single 2-input OR gate	0.7 - 2.75	CMOS	±4.5	2.5	5	70	1	-40 to 85
74HC1G32	Single 2-input OR gate	2.0 - 6.0	CMOS	±2.6	8.0	50	36	1	-40 to 125
74HCT1G32	Single 2-input OR gate; TTL-enabled	4.5 - 5.5	TTL	±2.0	10	50	36	1	-40 to 125
74HC2G32	Dual 2-input OR gate	2.0 - 6.0	CMOS	±5.2	9.0	50	36	2	-40 to 125
74HCT2G32	Dual 2-input OR gate; TTL-enabled	4.5 - 5.5	TTL	±4.0	13	50	36	2	-40 to 125
74HC32	Quad 2-input OR gate	2.0 - 6.0	CMOS	±5.2	6.0	50	36	4	-40 to 125
74HCT32	Quad 2-input OR gate	4.5 - 5.5	TTL	±4.0	9.0	50	36	4	-40 to 125
74HC4075	Triple 3-input OR gate	2.0 - 6.0	CMOS	±5.2	8.0	50	36	3	-40 to 125
74HCT4075	Triple 3-input OR gate; TTL-enabled	4.5 - 5.5	TTL	±4	10	50	36	3	-40 to 125
74LV1T32	Single supply 2-input translating OR gate	1.6 - 5.5	CMOS	±8	4.4	15	60	1	-40 to 125
74LV32A	Quad 2-input OR gate	2.0 - 5.5	CMOS	±12	4.2	15	45	4	-40 to 125
74LV7032A	Quad 2-input OR gate; Schmitt trigger	2.0 - 5.5	CMOS	±12	4.3	15	45	4	-40 to 125
74LVC1G32	Single 2-input OR gate	1.65 - 5.5	CMOS/LVTTL	±32	2.1	50	150	1	-40 to 125
74LVC1G332	Single 3-input OR gate	1.65 - 5.5	CMOS/LVTTL	±32	2.6	50	150	1	-40 to 125
74LVC2G32	Dual 2-input OR gate	1.65 - 5.5	CMOS/LVTTL	±32	2.2	50	150	2	-40 to 125
74LVC32A	Quad 2-input OR gate	1.2 - 3.6	CMOS/LVTTL	±24	2.1	50	150	4	-40 to 125
74VHC32	Quad 2-input OR gate	2.0 - 5.5	CMOS	±8	3.5	50	60	4	-40 to 125
74VHCT32	Quad 2-input OR gate; TTL-enabled	4.5 - 5.5	TTL	±8	5.0	50	60	4	-40 to 125
HEF4071B	Quad 2-input OR gate	3.0 - 15	CMOS	±2.4	20	50	10	4	-40 to 125
XC7SET32	Single 2-input OR gate; TTL-enabled	4.5 - 5.5	TTL	±8	3.3	50	60	1	-40 to 125
XC7SH32	Single 2-input OR gate	2.0 - 5.5	CMOS	±8	3.2	50	60	1	-40 to 125

Digital comparators

Type number	Description	V _{CC} (V)	Logic switching levels	Output drive capability (mA)	t _{pd} (ns)	Output Load C _L (pF)	T _{amb} (°C)
74HC688	8-bit magnitude comparator	2.0 - 6.0	CMOS	±5.2	17	50	-40 to 125
74HCT688	8-bit magnitude comparator; TTL-enabled	4.5 - 5.5	TTL	±4	17	50	-40 to 125
74HC85	4-bit magnitude comparator	2.0 - 6.0	CMOS	±5.2	23	50	-40 to 125
74HCT85	4-bit magnitude comparator; TTL-enabled	4.5 - 5.5	TTL	±4	26	50	-40 to 125

Parity generators-checkers

Type number	Description	V _{CC} (V)	Logic switching levels	Output drive capability (mA)	t _{pd} (ns)	Output Load C _L (pF)	T _{amb} (°C)
74HC280	9-bit odd/even parity generator/checker	2.0 - 6.0	CMOS	±5.2	17	50	-40 to 125
74HCT280	9-bit odd/even parity generator/checker; TTL-enabled	4.5 - 5.5	TTL	±4	18	50	-40 to 125

Standard logic functions

74 XXX XXX XXX

Logic family	Function number	Package type
ABT		BQ DQFN
AHC(T)		D SO
ALVC		DB SSOP
ALVT		DGG TSSOP
AUP		DGV TVSOP
AVC		DL SSOP
CB3Q		DS QSOP
CBT(D)		EV BGA
CBTLV(D)		GU XQFN
HC(T)		GU12 XQFN
HEF4000B		PW TSSOP
LV		T SO
LV-A(T)		TS SSOP
LVC		TT TSSOP
LVT		
NPIC		
VHC(T)		
XC7		

Mini logic functions

74 XXX XG
XT XXX XXX

Logic family	Gate format	Translator format	Function number	Package type
AHC(T)	1G Single-gate			DC PicoGate
AUP	2G Dual-gate			DP PicoGate
AVC	3G Triple-gate			GF MicroPak
AXP				GM MicroPak
CBT(D)				GN MicroPak
CBTLV(D)				GS MicroPak
HC(T)	1T Single-translator			GT MicroPak
LV	2T Dual-translator			GU MicroPak
LVC	3T Triple-translator			GU33 MicroPak
XC7	4T Quad-translator			GV PicoGate
				GW PicoGate
				GX MicroPak
				GX4 MicroPak
				PW PicoGate
				UK MicroPak





Package details and packing methods	170
Package details and packing methods SMD.....	170
Package details and packing methods WLCSP.....	174
Packing details glass diodes, single ended and through hole packages.....	175
Packing letter codes used in orderable part number.....	176
Package cross reference list.....	178
Package cross reference matrix.....	184
Competitive cross reference - Logic.....	186
Competitive cross reference - Analog & logic ICs.....	186
Packing methods.....	188
Product orientation (tape and reel pack)	188
Minimized outline drawings and reflow soldering footprint	192
2-pin SMD packages.....	192
3-pin SMD packages.....	197
5-pin SMD packages.....	202
6-pin SMD packages.....	203
6-pin SMD packages.....	204
7-pin SMD packages.....	207
8-pin SMD packages.....	207
8-pin SMD packages.....	211
10-pin SMD packages.....	211
12-pin SMD packages.....	212
14-pin SMD packages.....	212
16-pin SMD packages.....	213
20-pin SMD packages.....	214
24-pin SMD packages.....	215
24-pin SMD packages.....	216
32-pin SMD packages.....	216
48-pin SMD packages.....	216
56-pin SMD packages.....	217

Package details and packing methods WLCSP

Package name	# of balls	Package size (l x w x h) (mm)	Pitch (mm)	Image	Basic type
WLCSP4	4	0.76 x 0.76 x 0.47	0.4		IP4369CX4
		0.8 x 0.8 x 0.15			PMCM4401UNE
					PMCM4401UPE
					PMCM4401VNE
					PMCM4401VPE
					PMCM4402UPE
					PMCM440VNE
WLCSP5	5	0.77 x 1.17 x 0.57	0.4		PCMF1HDMI14S
					PCMF1HDMI2S
					PCMF1USB30
					PCMF1USB3B
					PCMF1USB3S
					PESD1USB30
					PESD1USB3B
					PESD1USB3S
WLCSP6	6	0.95 x 1.34 x 0.6	0.4		IP3319CX6
		0.65 x 0.44 x 0.27	0.44		74AUP1G34UK
			74AUP1G97UK		
			74AUP1T97UK		
		1.45 x 1 x 0.35	0.5		PMCM6501UNE
					PMCM6501UPE
		1.5 x 1 x 0.35			PMCM6501VNE
					PMCM6501VPE
PMCM650CUNE					
WLCSP9	9	1.48 x 1.48 x 0.35	0.5		PMCM950ENE
WLCSP10	10	1.57 x 1.17 x 0.57	0.4		PCMF2HDMI14S
					PCMF2HDMI2S
					PCMF2USB30
					PCMF2USB3B
					PCMF2USB3S
					PESD2USB30
					PESD2USB3B
					PESD2USB3S
WLCSP15	15	2.37 x 1.17 x 0.57	0.4		PCMF3HDMI14S
					PCMF3HDMI2S
					PCMF3USB30

Package details and packing methods WLCSP

Package name	# of balls	Package size (l x w x h) (mm)	Pitch (mm)	Image	Basic type
WLCSP15	15	2.37 x 1.17 x 0.57	0.4		PCMF3USB3B
					PCMF3USB3S
					PESD3USB30
					PESD3USB3B
					PESD3USB3S
WLCSP25	25	2 x 2 x 0.5	0.4		IP4856CX25

Packing details glass diodes, single ended and through hole packages

Pins/ leads	Package	Packing method and tape/reel/tube dimensions	Package	Ordering code (12 NC ending)	Packing quantity
2	SOD27	26 mm tape ammo pack, axial		-143	5000 pcs
		52 mm tape ammo pack, axial		-133	10000 pcs
		52 mm reel pack, axial		-113	10000 pcs
	SOD66	52 mm tape ammo pack, axial		-133	10000 pcs
		52 mm reel pack, axial		-113	10000 pcs
	SOD68	26 mm tape ammo pack, axial		-143	5000 pcs
52 mm reel pack, axial		-113		10000 pcs	
52 mm tape ammo pack, axial		-133		10000 pcs	
3	SOT78 (TO-220)	Rail packing, 50 pcs/tube, tube length = 520 mm		-127	1000 pcs
	I2PAK (SOT226)	Rail packing, 50 pcs/tube, tube length = 520 mm		-127	1000 pcs

Packing letter codes used in orderable part number

Packing letter	3NC	Packing type short name	Packing type description	Short packing type description
E	551	TRAYBDP	STANDARD MARKING * TRAY DRY PACK, BAKEABLE, SINGLE	Tray Dry Pack, Bakeable, Single
E	551	TRAYBDP	STANDARD MARKING * TRAY DRY PACK, BAKEABLE, SINGLE	Tray Dry Pack, Bakeable, Single
F	135	REELLG	REEL 13" Q1/T1 *STANDARD MARK SMD LARGE PQ	Reel Pack, SMD, Large
FL	113	REELA52	STANDARD MARKING * REEL PACK, AXIAL, STANDARD, 52MM	Reel Pack, Axial, Standard
H	125	REELR	REEL 7" Q3/T4 *STANDARD MARK	Reel Pack, 7" Q3/T4
HL	653	REEL13	REEL 13" Q1/T1 *STANDARD MARK SMD (CECC)	Reel Pack, SMD, 13", Q1/T1 CECC
HP	128	REEL13T	REEL 13" Q2/T3 *STANDARD MARK SMD	Reel Pack, SMD, 13", Q2/T3
J	118	REEL13	REEL 13" Q1/T1 *STANDARD MARK SMD	Reel Pack, SMD, 13" Q1/T1
JL	652	TUBE-BULK	STANDARD MARKING - TUBE, CECC	Bulk Pack, CECC
K	557	TRAYDPM	STANDARD MARKING * TRAY DRY PACK, BAKEABLE, MULTIPLE	Tray Dry Pack, Bakeable, Multiple
KL	602	TUBE-BULK	STANDARD MARKING - TUBE (SIGNETICS)	Tube (Signetics)
M	699	SPEC	SEE SPEC. ON ORDER FOR MARKING, BRANDING, PACKING	See specification on order for Marking, Branding, Packi
Q	127	RAILH	STANDARD MARKING * HORIZONTAL, RAIL PACK	Horizontal, Rail Pack
QP	116	REEL48	STANDARD MARKING * REEL PACK, 48MM WIDE, 400MM DIA	Reel Pack, Radial
R	215	REELLP	REEL 7" Q3/T4 *STANDARD MARK SMD LOW PROFILE	Reel Pack, SMD, 7" Q3/T4 Low Profile
RL	133	AMMOA52	STANDARD MARKING * AMMOPACK, AXIAL, 52M	Ammopack, Axial, 52mm
RP	143	AMMOA26	STANDARD MARKING * AMMOPACK, AXIAL, 26MM	Ammopack, Axial, 26mm
S	512	TUBEDP	STANDARD MARKING * TUBE DRY PACK	Tube Dry Pack
U	112	TUBE-BULK	STANDARD MARKING * IC'S TUBE - DSC BULK PACK	Bulk Pack
VL	235	REELGLP	REEL 11" Q3/T4 *STANDARD MARK SMD LOW PROFILE LARGE PQ	Reel Pack, SMD, 11" Q3/T4 Low Profile, Large
X	115	REEL7	REEL 7" Q1/T1 *STANDARD MARK SMD	Reel Pack, SMD 7" Q1/T1
XL	132	REEL7SMDM	REEL 7" Q1/T1, Q3/T4 *STANDARD MARK SMD	Reel 7" Q1/T1, Q3/T4
XP	623	REEL13	REEL 13" Q1/T1 *STANDARD MARK SMD (SIGNETICS)	Reel Pack, SMD, 13" (Signetics)
Y	518	REEL13DP	REEL 13" Q1/T1 *STANDARD MARK SMD DP	Reel Dry Pack, SMD, 13" Q1/T1
YL	315	REELP2	REEL 7" Q1/T1 *STANDARD MARK SMD PITCH 2MM	Reel Pack, SMD, 7" Q1/T1 Pitch 2mm
Z	023	REEL7	REEL 7" Q1/T1 *STANDARD MARK CIRCUIT ELEMENT	Reel 7" Q1/T1
Z	084	REEL7LPQ	REEL 7" Q1/T1 *STANDARD MARK CHIPS LARGE PQ	REEL 7" Q1/T1 Large
Z	147	REEL90D EGREET	REEL 7" Q2/T3 *STANDARD MARK	Reel 7" Q2/T3
Z	134	REEL13 LARGE PQ	REEL 13" Q1/T1 *STANDARD MARK SMD LARGE PQ	Reel 13" Q1/T1 in LargePack
Z	013	REEL13T180	REEL 13" Q4/T2 *STANDARD MARK	Reel Pack 13", 180 degree turned
Z	146	REEL270 DEGREEET	REEL 7" Q4/T2 *STANDARD MARK	Reel 7" Q4/T2
Z	471	REEL7SBB1	REEL 7" Q1/T1 *STANDARD MARK SBB	Reel 7" Q1/T1 in Sulfur Barrier Bag

Packing letter codes used in orderable part number

Packing letter	3NC	Packing type short name	Packing type description	Short packing type description
Z	165	REELLGR	REEL 11" Q3/T4 *STANDARD MARK SMD LARGE PQ	Reel Pack, SMD, Large, Reverse
Z	185	REEL4PM	MULTI-REEL 7" Q3/T4 *STANDARD MARK SMD PITCH4MM	Multi-Reel Pack, SMD 7" Q3/T4 Pitch 4mm
Z	012	REEL7SMDP	REEL 7" Q1/T1 *SPECIAL MARK CHIPS DP	Reel 7" Q1/T1 in Drypack
Z	139	REEL13Q4	REEL 13" Q4/T2 *STANDARD MARK	Reel 13" Q4/T2
Z	317	REELP2LPQ	REEL 7" Q1/T1-Q2/T3*STANDARD MARK SMD PITCH2MM LPQ	REEL 7" Q1/T1-Q2/T3 SMD Pitch 2mm Large
Z	145	REELM	MULTI-REEL 7" Q1/T1 *STANDARD MARK SMD	Multi-Reel Pack, SMD
Z	335	REELGP2	REEL 11" Q1/T1 *STANDARD MARK SMD PITCH2MM LARGE PQ	Reel Pack, SMD, 11" Q1/T1 Large, Pitch 2mm
Z	184	REEL7SMD	REEL 7" Q1/T1 *STANDARD MARK SMD	Reel 7" Q1/T1
Z	014	REEL7SM	REEL 7" Q1/T1 *SPECIAL MARK CHIPS	Reel 7" Q1/T1
Z	087	REEL7SMC2	REEL 7" Q2/T3 *STANDARD MARK CHIPS	Reel 7" Q2/T3
Z	300	REEL11MUL3	MULTI-REEL 11" T4/Q3 *STANDARD MARK SMD PITCH4MM	Multi-reel 11" T4/Q3 SMD Pitch 4mm
Z	301	REEL11MUL1	MULTI-REEL 11" T1/Q1 *STANDARD MARK SMD PITCH4MM	Multi-reel 11" T1/Q1 SMD Pitch 4mm

Package cross reference list

Type	Competitor	Nexperia	Pins/Leads
6 Lead DFN	ON Semi	DFN2020-6 (SOT1118)	6
CL2	Toshiba	DSN0402-2 (SOD992)	2
CLP0603	Vishay	DSN0603-2 (SOD962)	2
CMAK/ CMPAK	Renesas	SOT323	3
CMPAK-5(T)	Renesas	SOT353	5
CMPAK-6	Renesas	SOT363	6
CMPAK/ CMAK	Renesas	SOT323	3
CP4	Toshiba	SOT143B	4
CS6	Toshiba	DFN1010-6 (SOT891)	6
CST3	Toshiba	DFN1006-3 (SOT883)	3
CST3	Toshiba	DFN1006B-3 (SOT883B)	3
CTS2 (fSC)	Toshiba	DFN1006-2 (SOD882)	2
CTS2 (fSC)	Toshiba	DFN1006D-2 (SOD882D)	2
D2PAK	Infineon	D2PAK (SOT404)	3
D2PAK	ON Semi	D2PAK (SOT404)	3
D2PAK	ST	D2PAK (SOT404)	3
D2PAK	Toshiba	D2PAK (SOT404)	3
D2PAK	Vishay	D2PAK (SOT404)	3
D2PAK	Infineon	LFPAK88 (SOT1235)	4
D2PAK	ON Semi	LFPAK88 (SOT1235)	4
D2PAK	ST	LFPAK88 (SOT1235)	4
D2PAK	Vishay	LFPAK88 (SOT1235)	4
D2PAK	Infineon	D2PAK (SOT404)	3
D2PAK	ST	D2PAK (SOT404)	3
D2PAK	Vishay	D2PAK (SOT404)	3
D2PAK 3	ON Semi	D2PAK (SOT404)	3
D2PAK 3	ON Semi	LFPAK88 (SOT1235)	4
D2PAK 3	ON Semi	D2PAK (SOT404)	3
D2PAK-3	ON Semi	D2PAK (SOT404)	3
D2PAK-7	Infineon	LFPAK88 (SOT1235)	4
D2PAK-7	ON Semi	LFPAK88 (SOT1235)	4
D2PAK-7	Vishay	LFPAK88 (SOT1235)	4
D2PAK*	Diodes Inc.	D2PAK (SOT404)	3
D2PAK+	Toshiba	LFPAK88 (SOT1235)	4
DFN-5	ON Semi	LFPAK56 (SOT669)	4
DFN-8	ON Semi	LFPAK56D (SOT1205)	8
DFN1006-3	Diodes Inc.	DFN1006-3 (SOT883)	3
DFN1006H4-3	Diodes Inc.	DFN1006-3 (SOT883)	3
DFN1411*	Diodes Inc.	DFN1010D-3 (SOT1215)	3
DFN2	ST	DSN0603-2 (SOD962)	2
DSN2, 0.4 x 0.2	ON Semi	DSN0402-2 (SOD992)	2
DSN2, 0.6 x 0.3	ON Semi	DSN0603-2 (SOD962)	2
DSN2, 1.0 x 0.6	ON Semi	DSN1006-2 (SOD993)	2

Type	Competitor	Nexperia	Pins/Leads
DSN2, 1.0 x 0.6	ON Semi	DFN1006D-2 (SOD882D)	2
DSN2, 1.6 x 0.8	ON Semi	DFN1608D-2 (SOD1608)	2
EMD2	Rohm	SOD523	2
EMD3/EMT3	Rohm	DFN1006-3 (SOT883)	3
EMT3/EMD3	Rohm	DFN1006-3 (SOT883)	3
EMT3F*	Rohm	DFN1006-3 (SOT883)	3
ESC/TESC	Toshiba	SOD523	2
ESM	Toshiba	DFN1006-3 (SOT883)	3
FM8	Toshiba	SOT96	8
FS6*	Toshiba	DFN1010B-6 (SOT1216)	6
GMD2	Rohm	DSN0603-2 (SOD962)	2
H2PAK-2	ST	D2PAK (SOT404)	3
HSMT8	Rohm	LFPAK33 (SOT1210)	8
HSON-8	Renesas	LFPAK56 (SOT669)	4
HSON-8 Dual	Renesas	LFPAK56D (SOT1205)	8
HSOP8 (Dual)	Rohm	LFPAK56D (SOT1205)	8
HSOP8 (Single)	Rohm	LFPAK56 (SOT669)	4
HSOP8 (Single)	Rohm	LFPAK56E (SOT1023)	4
HUML2020L8 (Dual)	Rohm	DFN2020-6 (SOT1118)	6
HUML2020L8 (Single)	Rohm	DFN2020MD-6 (SOT1220)	6
I2PAK	ON Semi	I2PAK (SOT226)	3
I2PAK	ST	I2PAK (SOT226)	3
KMD2	Rohm	DFN1608D-2 (SOD1608)	2
LDBAK(S)-(1)	Renesas	D2PAK (SOT404)	3
LFPAK	Renesas	LFPAK56 (SOT669)	5
LFPAK 5x6	ST	LFPAK56 (SOT669)	4
LFPAK4	ON Semi	LFPAK56 (SOT669)	4
LFPAK56, HSON-8	Renesas	LFPAK56E (SOT1023)	4
LFPAK8	ON Semi	LFPAK56E (SOT1023)	4
LG A 1.0 x 0.6mm	Texas Instruments	DFN1006B-3 (SOT883B)	3
LLD	Renesas	SOD80C	2
LLDS	Rohm	SOD80C	2
LLP1006-2L	Vishay	DFN1006-2 (SOD882)	2
LLP1006-2L	Vishay	DFN1006D-2 (SOD882D)	2
LLP1006-2M	Vishay	DFN1006-2 (SOD882)	2
LLP1006-2M	Vishay	DFN1006D-2 (SOD882D)	2
LLP75-7L	Vishay	DFN1616-6 (SOT1189)	6
LPDS/LPTS	Rohm	D2PAK (SOT404)	3
LPTS	Rohm	D2PAK (SOT404)	3
LPTS/LPDS	Rohm	D2PAK (SOT404)	3
M-Flat	Toshiba	SOD128	2
Micro 3	Int. Rectifier	SOT23	3
Micro 6	Int. Rectifier	SOT457	6

Types with * show footprint compatibility only

Package cross reference list

Type	Competitor	Nexperia	Pins/ Leads
MICRO FOOT 0.8 x 0.8	Vishay	WLCSP4	4
MICRO FOOT 0.8 x 0.8*	Vishay	DFN1010D-3 (SOT1215)	3
MICRO FOOT 1 x 1.2*	Vishay	DFN1010D-3 (SOT1215)	3
MICRO FOOT 1 x 1.5*	Vishay	DFN1010D-3 (SOT1215)	3
MICRO FOOT 1 x 1*	Vishay	DFN1010D-3 (SOT1215)	3
MICRO FOOT 1.5 x 1.0	Vishay	WLCSP6	6
MICRO FOOT 1.6 x 1.6*	Vishay	DFN2020MD-6 (SOT1220)	6
MICRO FOOT*	Vishay	DFN2020MD-6 (SOT1220)	6
MicroFET	FalRchild	DFN2020MD-6 (SOT1220)	6
MicroFET 1.6 x 1.6*	FalRchild	DFN2020MD-6 (SOT1220)	6
MiniMelf	Diodes Inc.	SOD80C	2
MiniMelf	ST	SOD80C	2
MiniMelf	Vishay	SOD80C	2
MP-25(K)	Renesas	TO-220 (SOT78)	3
MP-25SK	Renesas	I2PAK (SOT226)	3
MP-25ZT	Renesas	D2PAK (SOT404)	3
MP6	Renesas	DSN0603-2 (SOD962)	2
MPAK	Renesas	SOT23	3
MPAK-4R	Renesas	SOT143B	4
MPT3	Rohm	SOT89	3
PG-TD SON-8	Infineon	LFPAK56 (SOT669)	5
PG-TD- SON-8	Infineon	LFPAK56E (SOT1023)	4
PG-TDSON-8	Infineon	LFPAK56D (SOT1205)	8
PG-TDSON-8	Infineon	LFPAK56 (SOT669)	4
PG-TO220-3	Infineon	TO-220 (SOT78)	3
PG-TO262-3	Infineon	I2PAK (SOT226)	3
PG-TO263-3	Infineon	D2PAK (SOT404)	3
PG-TSDSON-8	Infineon	LFPAK33 (SOT1210)	8
PMDT	Rohm	SOD128	2
PMDU	Rohm	SOD123W	2
Power DI3333-8	Diodes Inc.	LFPAK33 (SOT1210)	8
Power DI5060-8	Diodes Inc.	LFPAK56D (SOT1205)	8
Power DI5060-8	Diodes Inc.	LFPAK56 (SOT669)	4
Power FLAT 3.3 x 3.3	ST	LFPAK33 (SOT1210)	8
Power FLAT 5x6 Dual	ST	LFPAK56D (SOT1205)	8
Power FLAT 5x6 Dual	ST	LFPAK56 (SOT669)	4
Power- Di5060-8	Diodes Inc	LFPAK56E (SOT1023)	4
Power- FLAT (6x5)	ST	LFPAK56E (SOT1023)	4
Power88 (DFNW-8)	ON Semi	LFPAK88 (SOT1235)	4
PowerDI123	Diodes Inc.	SOD123F	2
PowerDI123	Diodes Inc.	SOD123W	2
PowerDI323	Diodes Inc.	SOD323F	2
PowerDi5	Diodes Inc.	CFP15/B (SOT1289/B)	3

Type	Competitor	Nexperia	Pins/ Leads
PowerFLAT (6 x 5)	ST	LFPAK56 (SOT669)	5
PowerFLAT (6 x 5)	ST	LFPAK56D (SOT1205)	5
PowerPAK 1212-8	Vishay	LFPAK33 (SOT1210)	8
PowerPAK 8x8L	Vishay	LFPAK88 (SOT1235)	4
PowerPAK SC-70	Vishay	DFN2020-6 (SOT1118)	6
PowerPAK SC-70	Vishay	DFN2020MD-6 (SOT1220)	6
PowerPak SC-70-6L	Vishay	DFN2020-6 (SOT1118)	6
PowerPak SC-75-6L*	Vishay	DFN2020MD-6 (SOT1220)	6
PowerPAK SC-75*	Vishay	DFN2020MD-6 (SOT1220)	6
PowerPAK SC706L	Vishay	DFN2020-3 (SOT1061)	3
PowerPAK SO-8	Vishay	LFPAK56 (SOT669)	5
PowerPAK SO-8(L)	Vishay	LFPAK56 (SOT669)	4
PowerPAK SO-8(L)	Vishay	LFPAK56E (SOT1023)	4
PowerPAK SO-8L Dual	Vishay	LFPAK56D (SOT1205)	8
PW-Mini	Toshiba	SOT89	3
S-Flat	Toshiba	SOD123F	2
S-Flat	Toshiba	SOD123W	2
S-Mini	Toshiba	SOT23	3
S-Mini TSM	Toshiba	SOT23	3
S08	Vishay	SOT96	8
SC-70	ON Semi	SOT323	3
SC-70, 3 leads	Vishay	SOT323	3
SC-74 TSOP-6	ON Semi	SOT457	6
SC-75	ON Semi	DFN1006-3 (SOT883)	3
SC-75	Semtech	DFN1006-3 (SOT883)	3
SC-75A	Vishay	DFN1006-3 (SOT883)	3
SC-88	ON Semi	SOT363	6
SC-88A	ON Semi	SOT353	5
SC2	Toshiba	DSN0603-2 (SOD962)	2
SC59	Diodes Inc.	SOT23	3
SC70	ON Semi	SOT323	3
SC70-3	AOS	SOT323	3
SC70-3	Vishay	SOT323	3
SC70-5L	Semtech	SOT353	5
SC70-6	AOS	SOT363	6
SC70-6	FalRchild	SOT363	6
SC70-6	Vishay	SOT363	6
SC70-6L	Semtech	SOT363	6
SC74 TSOP6	Infineon	SOT457	6
SC75	Infineon	DFN1006-3 (SOT883)	3
SC75	ON Semi	DFN1006-3 (SOT883)	3
SC75A	Vishay	DFN1006-3 (SOT883)	3
SC79	Infineon	SOD523	2

Types with * show footprint compatibility only

Package cross reference list

Type	Competitor	Nexperia	Pins/Leads
SC88/SC 7 0-6/SOT 363 6 LEAD	ON Semi	SOT363	6
SC89-3	FalRchild	DFN1006-3 (SOT883)	3
SC89-3	ON Semi	DFN1006-3 (SOT883)	3
SC89-3	Vishay	DFN1006-3 (SOT883)	3
SGP0603P2X3	Semtech	DFN0603-2 (SOD972E)	2
SL2	Toshiba	DFN0603-2 (SOD972E)	2
SLP0402P2X3	Semtech	DSN0402-2 (SOD992)	2
SLP1006P2	Semtech	DFN1006-2 (SOD882)	2
SLP1006P2T	Semtech	DFN1006D-2 (SOD882D)	2
SLP1006P3	Semtech	DFN1006-3 (SOT883)	3
SLP1006P3T	Semtech	DFN1006B-3 (SOT883B)	3
SLP1610N2	Semtech	DFN1608D-2 (SOD1608)	2
SLP1610P4	Semtech	DFN2510A-10 (SOT1176)	10
SLP1713P8	Semtech	DFN1714-8 (SOT1166)	8
SLP1713P8	Semtech	DFN1714U-8 (SOT983)	8
SLP2513P12	Semtech	DFN2514-12 (SOT1167)	12
SLP3313P16	Semtech	DFN3314-16 (SOT1168)	16
SM6 VS-6	Toshiba	SOT457	6
SMA flat	ST	SOD128	2
SMD TO-263	Renesas	D2PAK (SOT404)	3
SMD0402	Rohm	DSN0402-2 (SOD992)	2
SMD6/SMT6	Rohm	SOT457	6
SMD6/SMZ6	Rohm	SOT457	6
SMPAK	Renesas	DFN1006-3 (SOT883)	3
SMPC TO-277A	Vishay	CFP15/B (SOT1289/B)	3
SMT3	Rohm	SOT23	3
SMT5*	Rohm	SOT457	6
SMT6	Rohm	SOT457	6
SMZ6/SMD6	Rohm	SOT457	6
SO-8 FL	ON Semi	LFPAK56 (SOT669)	5
SO-8 FL, DFN-5	ON Semi	LFPAK56E (SOT1023)	4
SO-8FL Dual	ON Semi	LFPAK56D (SOT1205)	8
SO-8FL Dual	ON Semi	LFPAK56 (SOT669)	4
SOD-123	ST	SOD123F	2
SOD-123-FL	ON Semi	SOD123W	2
SOD-323	Diodes Inc.	SOD323	2
SOD-323	ON Semi	SOD323	2
SOD-323	ST	SOD323	2
SOD-523	ON Semi	SOD523	2
SOD-523	ST	SOD523	2
SOD323	Infineon	SOD323	2
SOD323	Semtech	SOD323	2

Type	Competitor	Nexperia	Pins/Leads
SOD323	Vishay	SOD323	2
SOD523	Diodes Inc.	SOD523	2
SOD523	Semtech	SOD523	2
SOD523	Vishay	SOD523	2
SOD882	ST	DFN1006-2 (SOD882)	2
SOD882T	ST	DFN1006D-2 (SOD882D)	2
SOD923-2*	ON Semi	DFN1006-2 (SOD882)	2
SOIC-8 NB	ON Semi	SOT96	8
SON 2x2	Texas Instruments	DFN2020MD-6 (SOT1220)	6
SON 3 x 3*	Texas Instruments	DFN2020MD-6 (SOT1220)	6
SOP / DSOP Advance	Toshiba	LFPAK56E (SOT1023)	4
SOP / DSOP Advance	Toshiba	LFPAK56 (SOT669)	4
SOP-8	Renesas	SOT96	8
SOP8	Rohm	SOT96	8
SOT 143	Infineon	SOT143B	4
SOT-143	Diodes Inc.	SOT143B	4
SOT-143	Semtech	SOT143B	4
SOT-223	Diodes Inc.	SOT223	4
SOT-223	Infineon	SOT223	4
SOT-223	ON Semi	SOT223	4
SOT-223	ST	SOT223	4
SOT-23	Diodes Inc.	SOT23	3
SOT-23	ON Semi	SOT23	3
SOT-323	Diodes Inc.	SOT323	3
SOT-323	ST	SOT323	3
SOT-363	Diodes Inc.	SOT363	6
SOT-89	ON Semi	SOT89	3
SOT063*	ON Semi	DFN1010B-6 (SOT1216)	6
SOT223	Diodes Inc.	SOT223	4
SOT223	FalRchild	SOT223	4
SOT223	Infineon	SOT223	4
SOT223	ON Semi	SOT223	4
SOT223	Vishay	SOT223	4
SOT23	AOS	SOT23	3
SOT23	Diodes Inc.	SOT23	3
SOT23	Infineon	SOT23	3
SOT23	ON Semi	SOT23	3
SOT23	Semtech	SOT23	3
SOT23	ST	SOT23	3
SOT23	Vishay	SOT23	3
SOT23-3	AOS	SOT23	3
SOT23-3	Diodes Inc.	SOT23	3
SOT23-3	ON Semi	SOT23	3

Types with * show footprint compability only

Package cross reference list

Type	Competitor	Nexperia	Pins/ Leads
SOT23-5	AOS	SOT457	6
SOT23-5	Diodes Inc.	SOT457	6
SOT23-6	Diodes Inc.	SOT457	6
SOT23-6	ST	SOT457	6
SOT23-6L	Semtech	SOT457	6
SOT23F	Diodes Inc.	SOT23	3
SOT23F	Toshiba	SOT23	3
SOT26	Diodes Inc.	SOT457	6
SOT323	Diodes Inc.	SOT323	3
SOT323	FalRchild	SOT323	3
SOT323	Infineon	SOT323	3
SOT353	Diodes Inc.	SOT353	5
SOT353	Diodes Inc.	SOT363	6
SOT353	Vishay	SOT353	5
SOT363	Diodes Inc.	SOT363	6
SOT363	Infineon	SOT363	6
SOT523	Diodes Inc.	DFN1006-3 (SOT883)	3
SOT523F	FalRchild	DFN1006-3 (SOT883)	3
SOT723-3*	ON Semi	DFN1010D-3 (SOT1215)	3
SOT723*	ON Semi	DFN1010D-3 (SOT1215)	3
SOT89	Diodes Inc.	SOT89	3
SOT89	Infineon	SOT89	3
SOT89-3L	Diodes Inc.	SOT89	3
SOT963	ON Semi	DFN1010-6 (SOT891)	6
SOT963*	Diodes Inc.	DFN1010B-6 (SOT1216)	6
SRP-F	Renesas	SOD123W	2
SS CSP2	Toshiba	DFN1006-3 (SOT883)	3
SSD3/SST3	Rohm	SOT23	3
SSM	Toshiba	DFN1006-3 (SOT883)	3
SSOT3	FalRchild	SOT23	3
SSOT6	FalRchild	SOT457	6
SSOT6 FLMP	FalRchild	SOT457	6
SST3	Rohm	SOT23	3
SST3/SSD3	Rohm	SOT23	3
ST01005	STM	DSN0402-2 (SOD992)	2
Strmite flat	ST	SOD123W	2
sTOLL (PG-HSOF-5)	Infineon	LFPK88 (SOT1235)	4
T0263	Diodes Inc.	D2PAK(SOT404)	3
T0263-3	Infineon	D2PAK (SOT404)	3
Thin PowerPAK SC-70	Vishay	DFN2020-6 (SOT1118)	6
Thin PowerPAK SC70	Vishay	DFN2020MD-6 (SOT1220)	6
Thin PowerPAK SC75*	Vishay	DFN2020MD-6 (SOT1220)	6
TO-220	ST	TO-220 (SOT78)	3

Type	Competitor	Nexperia	Pins/ Leads
TO-220	Toshiba	TO-220 (SOT78)	3
TO-220	Vishay	TO-220 (SOT78)	3
TO-220-3	ON Semi	TO-220 (SOT78)	3
TO-220-3L	ON Semi	TO-220 (SOT78)	3
TO-220AB	Vishay	TO-220 (SOT78)	3
TO-220F-3FS	ON Semi	TO-220 (SOT78)	3
TO-220FM	Rohm	TO-220 (SOT78)	3
TO-220S	Renesas	D2PAK (SOT404)	3
TO-220SM	Toshiba	D2PAK (SOT404)	3
TO-262	Renesas	I2PAK (SOT226)	3
TO-262	Vishay	I2PAK (SOT226)	3
TO-262-2L	ON Semi	I2PAK (SOT226)	3
TO-262-3L	ON Semi	I2PAK (SOT226)	3
TO-263	Renesas	D2PAK-7 (SOT427)	7
TO-263	Renesas	D2PAK (SOT404)	3
TO-263	Vishay	D2PAK (SOT404)	3
TO-263 3-lead	Vishay	D2PAK (SOT404)	3
TO-263-2L	ON Semi	D2PAK (SOT404)	3
TO-263AB	Vishay	D2PAK (SOT404)	3
TO-LL	ON Semi	LFPK88 (SOT1235)	4
TO-LL (PG-HSOF-8-1)	Infineon	LFPK88 (SOT1235)	4
TO220	Infineon	TO-220 (SOT78)	3
TO220-3	Diodes Inc.	TO-220 (SOT78)	3
TO262	Infineon	I2PAK (SOT226)	3
TO263	Diodes Inc.	D2PAK (SOT404)	3
TOLG (PG-HSOG-8)	Infineon	LFPK88 (SOT1235)	4
TSLP-2-1	Infineon	DFN1006-2 (SOD882)	2
TSLP-2-7/-17	Infineon	DFN1006D-2 (SOD882D)	2
TSLP-3-1, -15	Infineon	DFN1006B-3 (SOT883B)	3
TSLP-3-4	Infineon	DFN1006-3 (SOT883)	3
TSLP-9-1	Infineon	DFN2510A-10 (SOT 1176)	10
TSMT5*	Rohm	SOT457	6
TSMT6	Rohm	SOT457	6
TSNP-2-2	Infineon	DFN1608D-2 (SOD 1608)	2
TSON Advance	Toshiba	LFPK33 (SOT1210)	8
TSOP-6	Renesas	SOT457	6
TSOP-6/ TSOP6	Vishay	SOT457	6
TSOP6	AOS	SOT457	6
TSOP6	ON Semi	SOT457	6
TSOP6	Vishay	SOT457	6
TSSLP-2-1	Infineon	DSN0603-2 (SOD962)	2
TSST8*	Rohm	DFN2020MD-6 (SOT1220)	6
TUMT3	Rohm	SOT323	3

Types with * show footprint compatibility only

Package cross reference list

Type	Competitor	Nexperia	Pins/Leads
TUMT5*	Rohm	DFN2020-6 (SOT1118)	6
TUMT6*	Rohm	DFN2020-6 (SOT1118)	6
U-DFN2020-3 Type B 2.0 x 2.0 x 0.6	Diodes Inc.	DFN2020-3 (SOT1061)	3
U-DFN2020-6	Diodes Inc.	DFN2020MD-6 (SOT1220)	6
U-DFN2523-6*	Diodes Inc.	DFN2020MD-6 (SOT1220)	6
U-WLB1510-6	Diodes Inc.	WLCSP6	6
U-WLB1515-9	Diodes Inc.	WLCSP9	9
U-WLB1515-9 (Type B)	Diodes Inc.	WLCSP9	9
U-WLB1515-9 (Type E)	Diodes Inc.	WLCSP9	9
UDFN 1.7 x 1.35, 0.4P	ON Semi	DFN1714U-8 (SOT983)	8
UDFN-6 WDFN6	ON Semi	DFN2020MD-6 (SOT1220)	6
UDFN10 2.5 x 1, 0.5P	ON Semi	DFN2510A-10 (SOT1176)	10
UDFN12 2.5 x 1.35, 0.4P	ON Semi	DFN2514-12 (SOT1167)	12
UDFN2020-6 Type B	Diodes Inc.	DFN2020-6 (SOT1118)	6
UDFN2020-6 Type E	Diodes Inc.	DFN2020MD-6 (SOT1220)	6
UDFN6	ON Semi	DFN2020MD-6 (SOT1220)	6
UDFN6	Toshiba	DFN2020-6 (SOT1118)	6
UDFN6B	Toshiba	DFN2020MD-6 (SOT1220)	6
UF6	Toshiba	SOT363	6
UF6/ USV/ US6	Toshiba	SOT363	6
UFP	Renesas	SOD523	2
UMD2	Rohm	SOD323F	2
UMD3/UMT3	Rohm	SOT323	3
UMD5/UMT5	Rohm	SOT353	5
UMD6/ UMT6	Rohm	SOT363	6
UMLP 1.6 x 1.6*	Falrchild	DFN2020MD-6 (SOT1220)	6
UMT3	Rohm	SOT323	3
UMT3F*	Rohm	SOT323	3
UMT5/ UMD5	Rohm	SOT353	5
UMT6	Rohm	SOT363	6
UMT6/ UMD6	Rohm	SOT363	6
UPAK (SOT89)	Renesas	SOT89	3
URP	Renesas	SOD323	2
US-Flat	Toshiba	SOD323F	2
US6	Toshiba	SOT363	6
US6/ UF6/ USV	Toshiba	SOT363	6
use	Toshiba	SOD323	2
USM	Toshiba	SOT323	3
USV	Toshiba	SOT353	5
USV	Toshiba	SOT363	6
USV/ US6/ UF6/	Toshiba	SOT363	6
VESM*	Toshiba	DFN1010D-3 (SOT1215)	3

Type	Competitor	Nexperia	Pins/Leads
VML0806*	Rohm	DFN1006B-3 (SOT883B)	3
VML1006	Rohm	DFN1006-3 (SOT883)	3
VMN2*	Rohm	DFN1006-2 (SOD882)	2
VMN2*	Rohm	DFN1006D-2 (SOD882D)	2
VMN3*	Rohm	DFN1006-3 (SOT883)	3
VMT3*	Rohm	DFN1010D-3 (SOT1215)	3
VMT6*	Rohm	DFN1010B-6 (SOT1216)	6
VS6	Toshiba	SOT457	6
W-DFN3020-8*	Diodes Inc.	DFN2020-6 (SOT1118)	6
WCSP6C	Toshiba	WLCSP6	6
WDFN-8	ON Semi	LFPK33 (SOT1210)	8
WDFN3	ON Semi	DFN2020-3 (SOT1061)	3
WDFN6	ON Semi	DFN2020-6 (SOT1118)	6
WDFN6	ON Semi	DFN2020MD-6 (SOT1220)	6
WLCSP 1 x 1*	Falrchild	WLCSP4	3
WLCSP-4*	Falrchild	WLCSP4	3
WLCSP-4*	ON Semi	WLCSP4	3
WLCSP1.6 x 1.6*	AOS	WLCSP6	6
WLCSP2	ON Semi	DSN0603-2 (SOD962)	2
WLL-2-2	Infineon	DSN0402-2 (SOD992)	2
WLL-2-2	Infineon	DSN0402B-2 (SOD992B)	2
WLP 1.0 x 1.5	Texas Instruments	WLCSP6	6
WLP1.5 x 1.5*	Texas Instruments	DFN2020MD-6 (SOT1220)	6
WLPI.O x 1.0*	Texas Instruments	DFN1010D-3 (SOT1215)	3
WLPI.O x 1.5*	Texas Instruments	DFN2020MD-6 (SOT1220)	6
X1 -DFN 1006-3	Diodes Inc.	DFN1006-3 (SOT883)	3
X1-DFN1212-3*	Diodes Inc.	DFN1010D-3 (SOT1215)	3
X1-DFN1616-6*	Diodes Inc.	DFN2020MD-6 (SOT1220)	6
X1-WLB0808-4	Diodes Inc.	WLCSP4	4
X2-DFN0606-3	Diodes Inc.	DFN0606 (SOT8001)	3
X2-DFN0806-3	Diodes Inc.	DFN1006-3 (SOT883)	3
X2-DFN1006-2	Diodes Inc.	DFN1006D-2 (SOD882D)	2
X2-DFN1006-3	Diodes Inc.	DFN1006B-3 (SOT883B)	3
X2-DFN1010-3	Diodes Inc.	DFN1010D-3 (SOT1215)	3
X2-DFN1310-6*	Diodes Inc.	DFN1010B-6 (SOT1216)	6
X2-DFN2015-3*	Diodes Inc.	DFN2020MD-6 (SOT1220)	6
X2-DFN2020-6	Diodes Inc.	DFN2020MD-6 (SOT1220)	6
X2-WLB0808-4	Diodes Inc.	WLCSP4	4
X2-WLB0808-4 (Type B)	Diodes Inc.	WLCSP4	4
X3-DFN0603-2	Diodes Inc.	DFN0603-2 (SOD972E)	2
X3-DFN0603-2	Diodes Inc.	DSN0603-2 (SOD962)	2
X3DFN-2	ON Semi	DSN0603-2 (SOD962)	2
X3DFN2	ON Semi	DFN0603-2 (SOD972E)	2

Types with * show footprint compability only

Package cross reference list

Type	Competitor	Nexperia	Pins/ Leads
XDFN3	ON Semi	DFN1006-3 (SOT883)	3
XI-DFN1006-2	Diodes Inc.	DFN1006-2 (SOD882)	2
XLLGA-3	ON Semi	DFN0606 (SOT8001)	3
μ8FL	ON Semi	LFPAK33 (SOT1210)	8
μQFN-10L	ST	DFN2510A-10 (SOT1176)	10
μQFN-2L	ST	DFN1006-2 (SOD882)	2

Types with * show footprint compability only

Package cross reference matrix

Pins/ leads	Nexperia	Industry standard names	Size (l x w x h) (mm)	P _{tot} (mW)	Package	Competitor synonyms									
						Rohm	Toshiba	ON Semi	Renesas	Infineon	Diodes Inc	ST	Vishay	Semtech	
2	DSN0402-2 (SOD992)		0.4 x 0.2 x 0.12			SMD0402	CL2	DSN2 0.4 x 0.2					ST01005		SLP-0402P2X3
	DSN0402B-2 (SOD992B)		0.43 x 0.23 x 0.12												
	DFN0603-2 (SOD972E)		0.63 x 0.33 x 0.25				SL2	X3DFN2			X3-DFN0603-2				SGP-0603P2X3
	DSN1006-2 (SOD993)		1.0 x 0.6 x 0.3					DSN2 1.0 x 0.6							
	DSN1006U-2 (SOD995)		1.0 x 0.6 x 0.3					DSN2 1.0 x 0.6							
	DFN1006-2 (SOD882)		1.0 x 0.6 x 0.48	250		(VMN2)	CTS2 (fSC)	(SOD923-2)		TSLP-2-1	XI-DFN1006-2	SOD 882 uQFN-2L	LLP1006-2M LLP1006-2L		SLP1006P2
	DFN1006D-2 (SOD882D)		1.0 x 0.6 x 0.37	250		(VMN2)	CTS2 (fSC)	DSN2 1.0 x 0.6		TSLP-2-7/ -17	X2-DFN1006-2	SOD882T	LLP1006-2L LLP1006-2M		SLP1006P2T
	DFN1608D-2 (SOD1608)		1.6 x 0.8 x 0.37	780		KMD2		DSN2 1.6 x 0.8		TSNP-2-2					SLP1610N2
	DSN0603-2 (SOD962)		0.6 x 0.3 x 0.3	525		GMD2	SC2	DSN2, X3DFN-2 WLCSP2	MP6	TSSLP-2-1	X3-DFN0603-2	DFN2	CLP0603		SLP-0603P2X3
	SOD80C	Mini-Melf	3.5 x 1.5 x 1.5	300		LLDS			LLD		MiniMelf	MiniMelf	MiniMelf		
	SOD123F		2.6 x 1.6 x 1.1	830			S-Flat	SOD-123-FL			PowerDI123	SOD-123			
	CFP3 (SOD123W)		2.6 x 1.7 x 1.0	950		PMDU	S-Flat	SOD-123-FL	SRP-F		PowerDI123	Stmite flat			
	CFP5 (SOD128)		3.8 x 2.5 x 1.0	1050		PMDT	M-Flat					SMA flat			
	SOD323	SC-76	1.7 x 1.25 x 0.95	400			USC	SOD-323	URP	SOD323	SOD-323	SOD-323	SOD323	SOD323	SOD323
	SOD323F	SC-90	1.7 x 1.25 x 0.7	830		UMD2	US-Flat				PowerDI323				
	SOD523	SC-79	1.2 x 0.8 x 0.6	500		EMD2	ESC/TESC	SOD-523	UFP	SC79	SOD523	SOD-523	SOD523	SOD523	SOD523
3	CFP15 (SOT1289)		5.8 x 4.3 x 0.78	2150							PowerDi5		SMPC TO-277A		
	CFP15B (SOT1289B)		5.8 x 4.3 x 0.95	2150							PowerDi5		SMPC TO-277A		
	DFN1006-3 (SOT883)	SC-101	1.0 x 0.6 x 0.48	250		VML1006	SS CSP2	XDFN3		TSLP-3-4	X1-DFN 1006-3			SLP1006P3	
	DFN1006B-3 (SOT883B)		1.0 x 0.6 x 0.37	250		VML1006	CST3	XDFN3		TSLP-3-1, -15	X2-DFN1006-3			SLP1006P3T	
	DFN1010D-3 (SOT1215)		1.1 x 1.0 x 0.37	325		(VMT3)	(VESM)	(SOT723)			X2-DFN1010-3				
	DFN2020-3 (SOT1061)	HUSON3	2.0 x 2.0 x 0.62	1300				WDFN3			U-DFN2020-3 Type B 2.0 x 2.0 x 0.6		PowerPAK SC706L		
	DFN2020D-3 (SOT1061D)		2.0 x 2.0 x 0.62	1300				WDFN3			U-DFN2020-3 Type B 2.0 x 2.0 x 0.6		PowerPAK SC706L		
	D2PAK (SOT404)		11.0 x 11.0 x 4.3			LPDS/ LPTS	TO-220SM D2PAK	D2PAK D2PAK 3 TO-263-2L	TO-220S/ SMD TO-263 LDPK(S)-(1) MP-25Z	D2PAK, PG- T0263-3	T0263 (D2PAK)	D2PAK, H2PAK-2	TO-263 3-lead TO-263AB/ D2PAK TO-263		
	SOT23		2.9 x 1.3 x 1.0	250		SSD3/ SST3	S-Mini TSM	SOT-23	MPAK	SOT23	SOT-23	SOT23	SOT23	SOT23	SOT23
	SOT89	SC-62	4.5 x 2.5 x 1.5	1300		MPT3	PW-Mini	SOT-89	UPAK (SOT89)	SOT89	SOT89				
	SOT323	SC-70	2.0 x 1.25 x 0.95	200		UMD3/ UMT3 TUMT3	USM	SC-70	CMAK/ CMPAK	SOT323	SOT-323	SOT-323	SC-70 3 leads	SOT-323	

Types in brackets (...) show footprint compatibility only

Package cross reference matrix

Pins/ leads	Nexperia	Industry standard names	Size (l x w x h) (mm)	P _{tot} (mW)	Package	Competitor synonyms								
						Rohm	Toshiba	ON Semi	Renesas	Infineon	Diodes Inc	ST	Vishay	Semtech
3	TO-220 (SOT78)		15.6 x 10 x 4.4			TO-220FM	TO-220	TO-220-3L, TO-220F-3F5, TO-220-3	MP-25(K)	PG-TO220-3, TO220	TO220-3	TO-220	TO-220, TO- 220AB	
	I2PAK (SOT226)		11 x 10 x 4.3					I2PAK, TO-262-2L, TO-262-3L	MP-25SK, TO-262	PG-TO262-3, TO262		I2PAK	TO-262	
4	LFPAK56 (SOT669)	Power- S08	4.9 x 4.45 x 1.0	395W		HSOP8 (Single)	SOP / DSOP Advance	SO-8 FL, DFN-5, LFPAK4	LFPAK56, HSON-8	PG-TD- SON-8	Power- Di5060-8	Power- FLAT (6x5)	PowerPAK SO-8(L)	
	SOT143B		2.9 x 1.3 x 1.0	250			CP4		MPAK-4R	SOT143	SOT-143		SOT-143	
	LFPAK56E (SOT1023)		6.2 x 5.3 x 1.1	500W		HSOP8 (Single)	SOP / DSOP Advance	SO-8 FL, DFN-5, LFPAK8	LFPAK56, HSON-8	PG-TD- SON-8	Power- Di5060-8	Power- FLAT (6x5)	PowerPAK SO-8(L)	
	SOT223	SC-73	6.5 x 3.5 x 1.65	1700				SOT-223		SOT223	SOT-223		SOT223	
LFPAK88 (SOT1235)		8 x 8 x 1.6	375W			D2PAK+	TO-LL Power88 D2PAK-3 D2PAK-7		TO-LL sTOLL TOLG D2PAK D2PAK7P		D2PAK H2PAK-2 H2PAK-6	PowerPAK 8x8L D2PAK-3 D2PAK-7		
5	SOT353	SC-88 A	2.0 x 1.25 x 0.95	300		UMD5/ UMT5	USV	SC-88 A	CMPAK- 5C0		SOT353		SOT353	SC70-5L
6	DFN1010-6 (SOT891)	XSON6	1.0 x 1.0 x 0.48				CS6	SOT963						
	DFN1010B-6 (SOT1216)		1.1 x 1.0 x 0.37	350		(VMT6)	(FS6)	(SOT063)			(SOT963)			
	DFN1410-6 (SOT886)	XSON6	1.45 x 1.0 x 0.48	250										SLP1510N6
	DFN2020-6 (SOT1118)		2.0 x 2.0 x 0.62	1300		HU- ML2020L8 (Dual)	UDFN6	6 Lead DFN WDFN6			UDFN2020- 6 Type B		PowerPAK SC-70 Thin PowerPAK SC-70	
	DFN2020D-6 (SOT1118D)		2.0 x 2.0 x 0.62	1300		HU- ML2020L8 (Dual)	UDFN6	6 Lead DFN WDFN6			UDFN2020- 6 Type B		PowerPAK SC-70 Thin PowerPAK SC-70	
	DFN- 2020MD-6 (SOT1220)		2.0 x 2.0 x 0.62	1250		HU- ML2020L8 (Single)	UDFN6B	UDFN-6 WDFN6			UDFN2020- 6 Type E		PowerPAK SC-70 Thin PowerPAK SC-70	
	SOT363	SC-88	2.0 x 1.25 x 0.95	300		UMD6/ UMT6	US6 UF6 USV	SC-88	CMPAK-6	SOT363	SOT-363			SC70-6
SOT457	SC-74	2.9 x 1.5 x 1.0	750		SMD6/ SMT6	SM6 VS-6	SC-74 TSOP-6	TSOP-6	SC74 TSOP6	SOT23-6 SOT26			TSOP6 TSOP-6	SOT23-6L
8	LFPAK33 (SOT1210)		3.3 x 3.3 x 0.85	790		HSMT8	TSON Advance	µ8FL, WDFN-8		PG-TSD- SON-8	Power DI3333-8	Power FLAT 3.3 x 3.3	PowerPAK 1212-8	
	LFPAK56D (SOT1205)		4.9 x 4.45 x 1.0	680		HSOP8 (Dual)		SO-8FL Dual, DFN-8	HSON-8 dual	PG-TDSON-8	Power DI5060-8	Power FLAT 5x6 Dual	PowerPAK SO-8L Dual	
	SOT96	S08	4.9 x 3.9 x 1.75	1500		SOP8	FM8	SOIC-8 NB	SOP-8				S08	
	DFN1714-8 (SOT 1166)	HUSON8	1.7 x 1.35 x 0.52											SLP1713P8
	DFN1714U-8 (SOT983)	HXSON8	1.7 x 1.35 x 0.48					UDFN 1.7 x 1.35, 0.4P						SLP1713P8
10	DFN2510-10 (SOT 1165)	XSON10	2.5 x 1.0 x 0.48					UDFN10 2.5 x 1, 0.5P		TSLP-9-1		pQFN-10L	SLP1610P4	
	DF- N2510A-10 (SOT1176)	XSON10	2.5 x 1.0 x 0.48					UDFN10 2.5 x 1, 0.5P		TSLP-9-1		pQFN-10L	SLP1610P4	
	DFN2626-10 (SOT 1197)		2.6 x 2.6 x 0.48					UDFN10 2.6 x 2.6, 0.5P					SLP2626P10	

Types in brackets (...) show footprint compatibility only

Package cross reference matrix

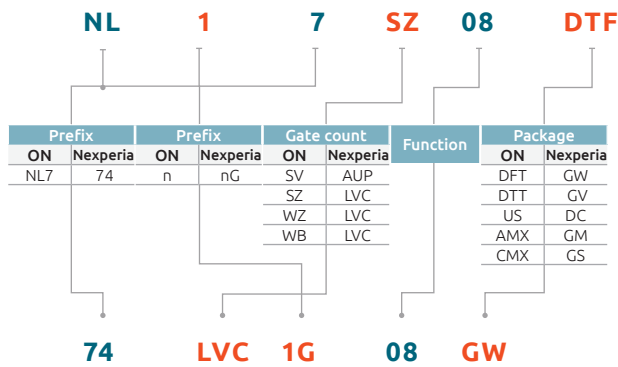
Pins/leads	Nexperia	Industry standard names	Size (L x w x h) (mm)	P _{tot} (mW)	Package	Competitor synonyms								
						Rohm	Toshiba	ON Semi	Renesas	Infineon	Diodes Inc	ST	Vishay	Semtech
12	DFN2512-12 (SOT 1158)	HXSON12	2.5 x 1.2 x 0.48					UDFN12, 2.5 x 1.2, 0.4P						
	DFN2514-12 (SOT 1167)	HUSON12	2.5 x 1.35 x 0.53					UDFN12, 2.5 x 1.35, 0.4P						SLP2513P12
16	DFN3312-16 (SOT 1159)	HXSON16	3.3 x 1.2 x 0.48					UDFN 16, 3.5 x 1.2, 0.4P						
	DFN3314-16 (SOT 1168)	HUSON16	3.3 x 1.35 x 0.53											SLP3313P16

Types in brackets (...) show footprint compatibility only

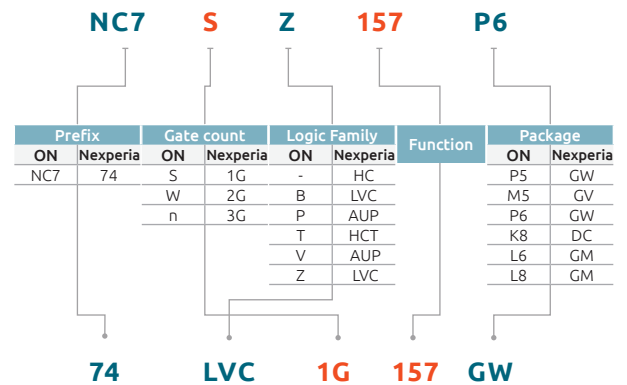
Competitive cross reference - Analog & logic ICs

This cross reference allows you to match a competitor's part number to a Nexperia part number. Once you have the equivalent part number, check the Nexperia website www.nexperia.com/logic to confirm that the particular configuration is released.

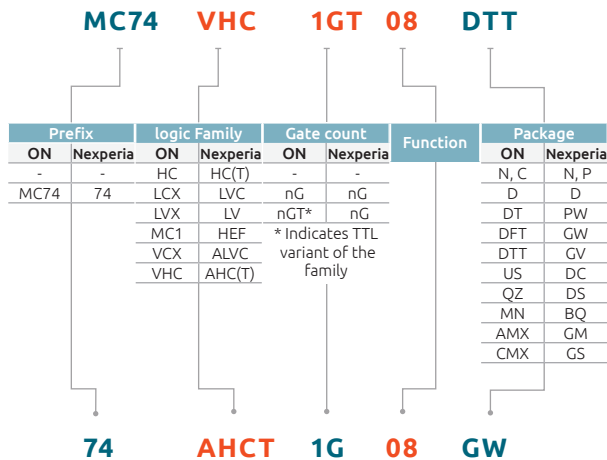
On semiconductor low pin count logic



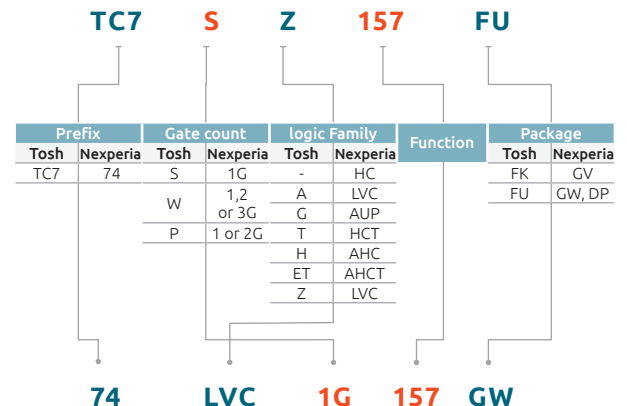
ON semiconductor tiny logic



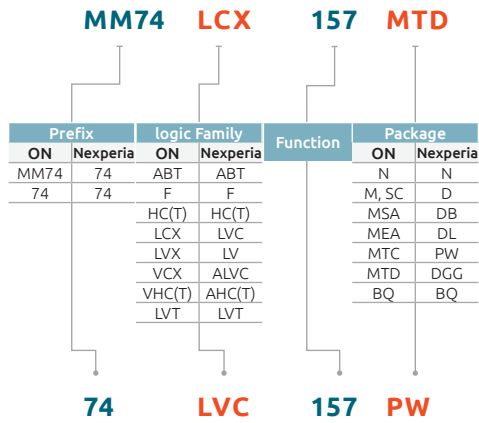
On semiconductors logic



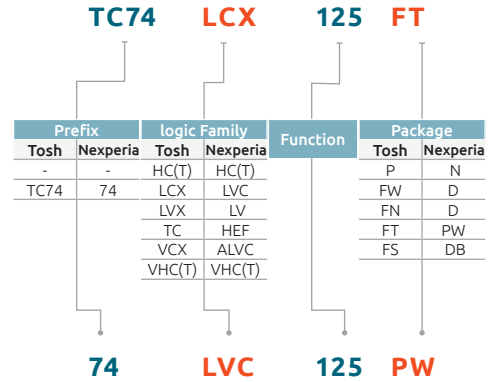
Toshiba one gate



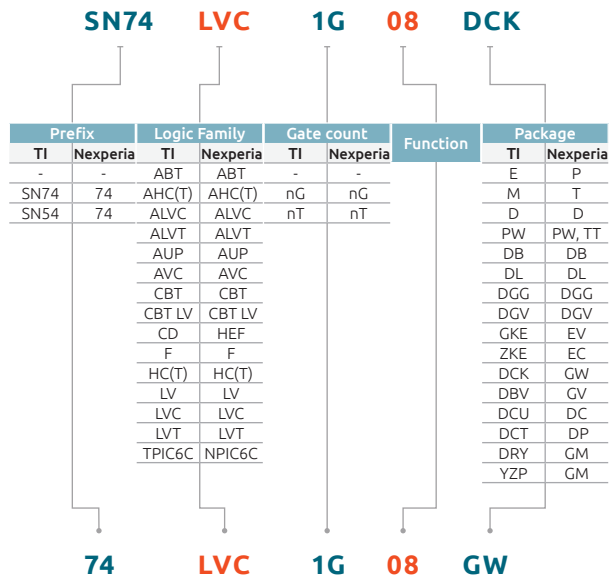
ON semiconductor standard logic



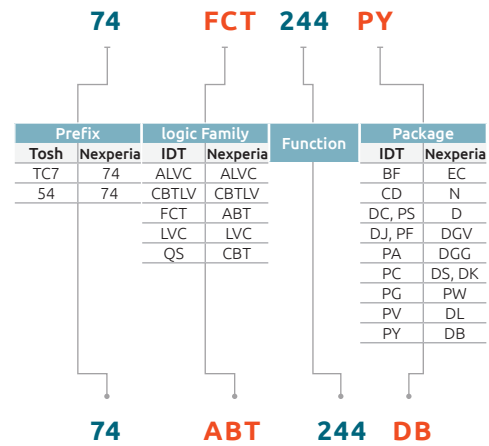
Toshiba standard logic



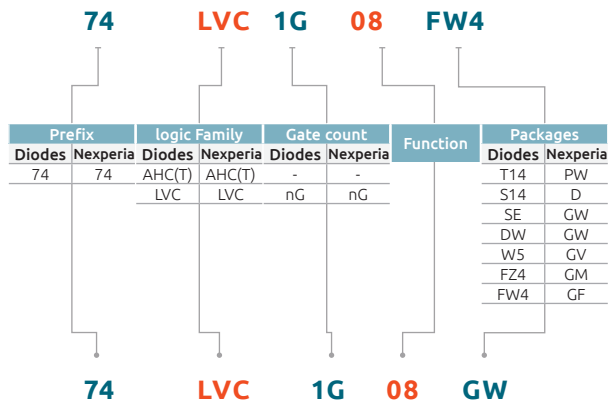
Texas instruments logic



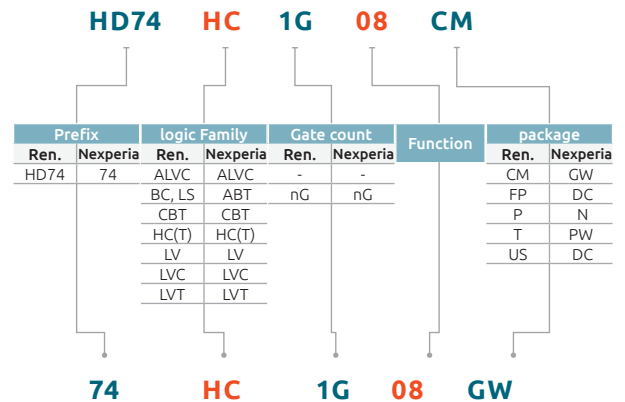
IDT logic



Diodes Inc. logic



Renesas logic



Product orientation (tape and reel pack)

2 pin packages	Orientation in tape	Package	Packing 12NC ending	
			DFN1006-2 (SOD882)	315
			DFN1006D-2 (SOD882D)	315
			DFN1608D-2 (SOD1608)	315
			DSN0603-2 (SOD962)	315
			DFN0603-2 (SOD972E)	317
			DFN0603-3 (SOT8013)	317
			DSN0402-2 (SOD992)	315
			DSN0402B-2 (SOD992B)	315
			DSN1006-2 (SOD993)	315
			DSN1006-2 (SOD993B)	315
			DSN1006U-2 (SOD995)	315
			DSN1608-2 (SOD963&964)	315
			SOD80	115, 135
			SOD123F	115
		CFP3 (SOD123W)	115	
		SOD123	115, 118	
		CFP5 (SOD128)	115	
		SOD323	115, 135	
		SOD323F	115	
	SOD523	115, 135, 315, 335		

3 pin packages	Orientation in tape	Package	Packing 12NC ending		Orientation in tape	Package	Packing 12NC ending	
		SOT89	146				DFN1010D-3 (SOT1215)	147
							DFN2020-3 (SOT1061)	115, 135
							DFN2020D-3 (SOT1061D)	115, 135
							SOT89	115, 135
							SOT89	115, 135
							D2PAK (SOT404)	118

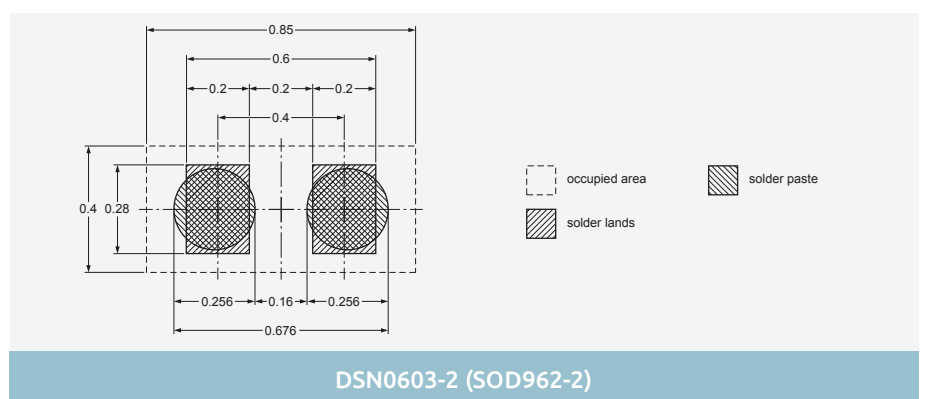
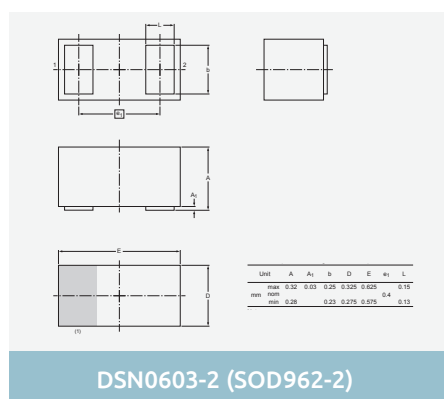
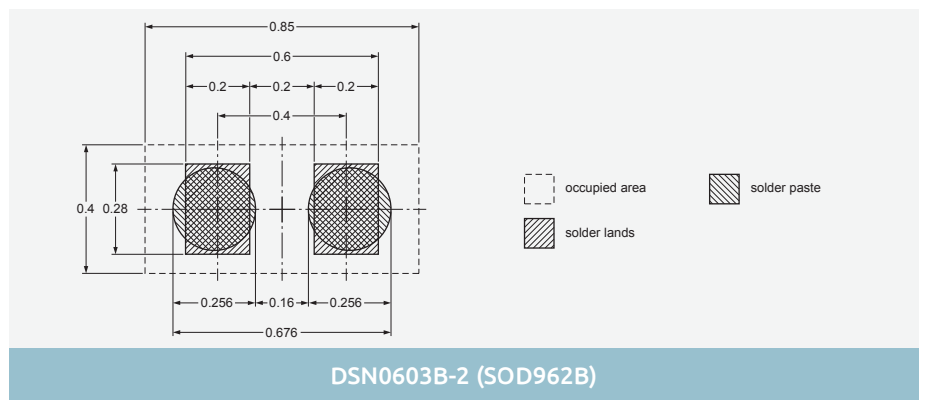
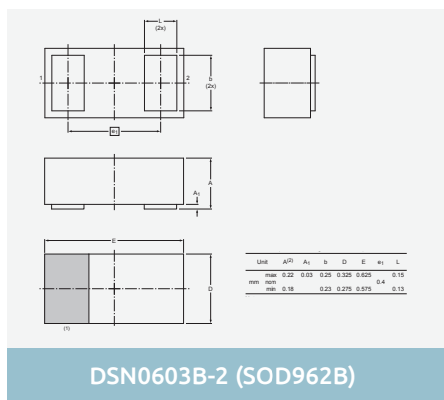
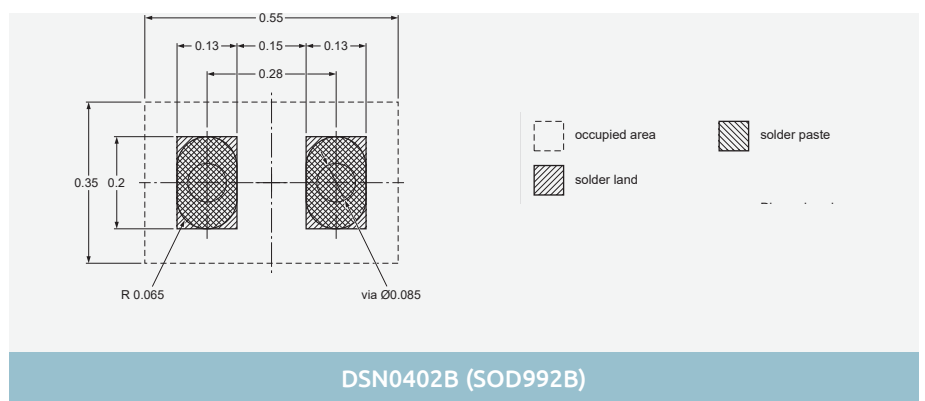

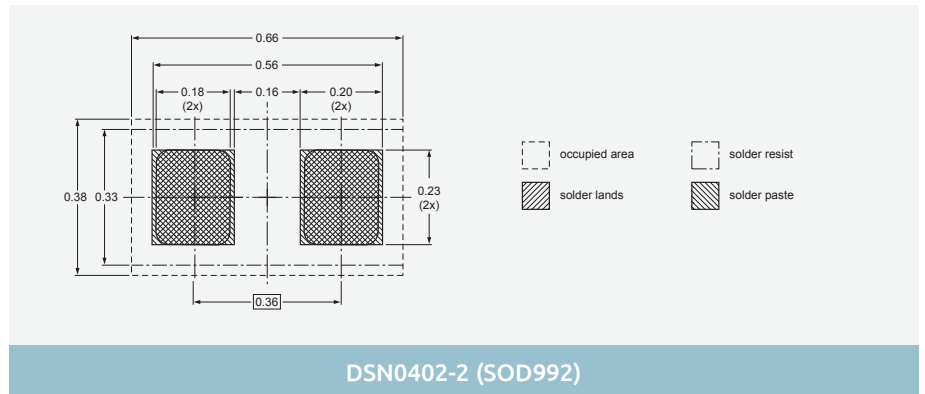
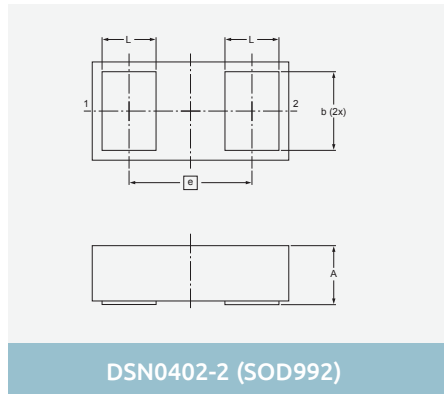
4 pin packages	Orientation in tape	Package	Packing 12NC ending		Orientation in tape	Package	Packing 12NC ending	
		WLCSP4 (0808)	084					
		LFPK56 (SOT669)	115					
		LFPK56E (SOT1023)	115					
		LFPK56-UL2595 (SOT1023A)	115					
		LFPK88 (SOT1235)	118					

5 pin packages	Orientation in tape	Package	Packing 12NC ending	Orientation in tape	Package	Packing 12NC ending
		WLCSP5 (1208)	087		SOT353	115, 135
Orientation in tape	Package	Packing 12NC ending	Orientation in tape	Package	Packing 12NC ending	
	SOT753	125				
	X2SON5 (SOT1226)	125				
	UMTS (SOT353-1)	125				
	SOS (SOT753)	125				

6 pin packages	Orientation in tape	Package	Packing 12NC ending	Orientation in tape	Package	Packing 12NC ending
		DFN1410-6 (SOT886)	115		DFN1412-6 (SOT1268)	147
		DFN2020MD-6 (SOT1220)	184		DFN2020D-6 (SOT1118D)	115
		LFPK33 (SOT1210)	115		DFN2020MD-6 (SOT1220)	115
		LFPK56D (SOT1205)	115		SOT363	115, 135
		WLCSP6 (1510)	023		SOT457	115, 135
		XSON6 (SOT1202)	125		X2SON6 (SOT1255)	147
		XSON6 (SOT886)	125		DFN0606B-6	147
		DFN1308-6 (SOT8006)	315			
		DFN1308-6 (SOT8006B)	315			
Orientation in tape	Package	Packing 12NC ending	Orientation in tape	Package	Packing 12NC ending	
	DFN1010-6 (SOT891)	132		DFN0606 (SOT8001)	147	
	DFN1010E-6 (SOT1202)	132				
	DFN1410-6 (SOT886)	132				
	DFN2020MD-6 (SOT1220)	125				
	SOT363	125, 165				
	SOT457	125, 165				
	XSON6 (SOT891)	125				
	SC-88 (SOT363)	125				
	SC-74 (SOT457)	125				

Minimized outline drawings and reflow soldering footprint

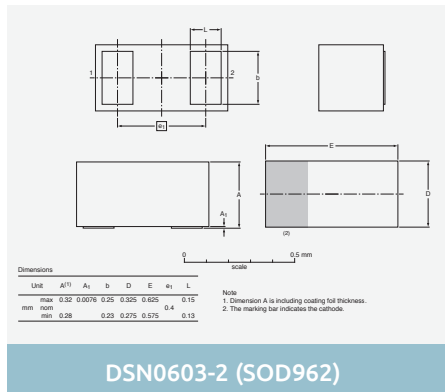
2-pin SMD packages



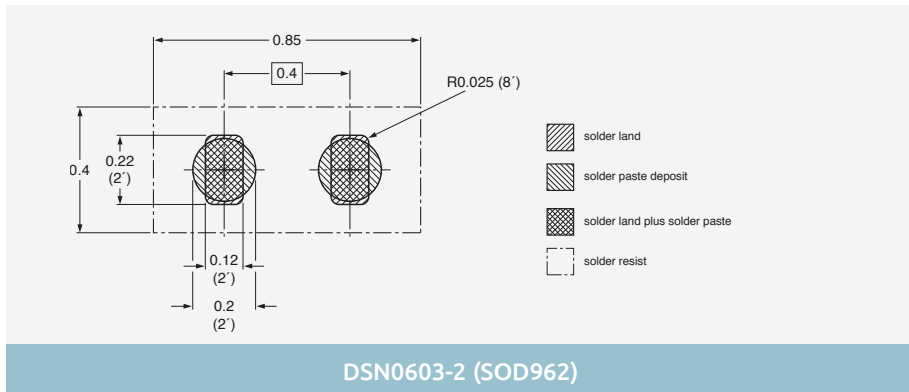
Dimensions in mm

Images are for reference only, for detailed drawings please visit nexperia.com/packages

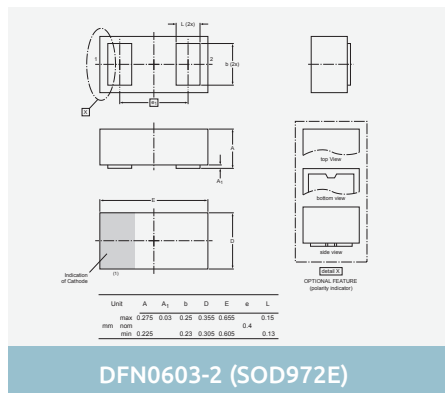
2-pin SMD packages



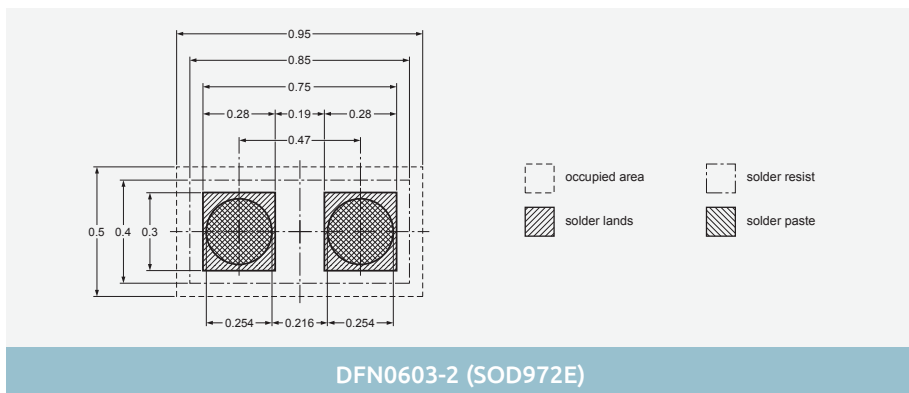
DSN0603-2 (SOD962)



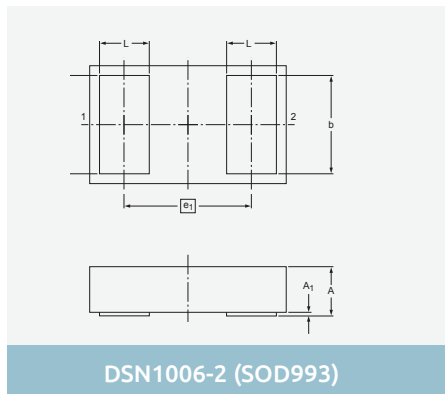
DSN0603-2 (SOD962)



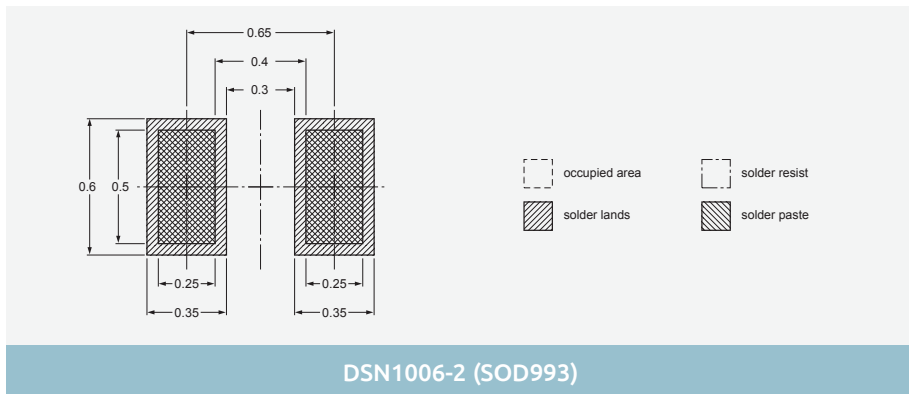
DFN0603-2 (SOD972E)



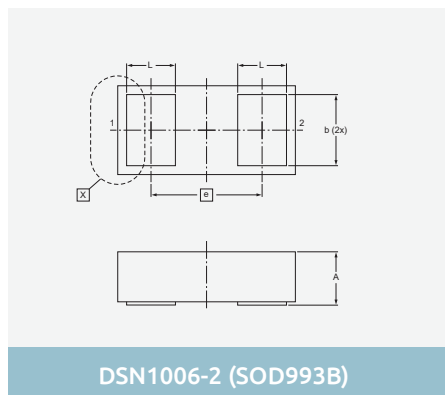
DFN0603-2 (SOD972E)



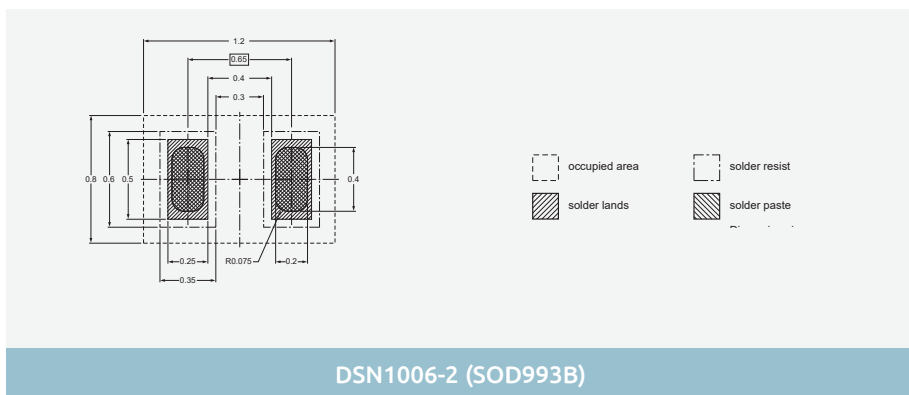
DSN1006-2 (SOD993)



DSN1006-2 (SOD993)



DSN1006-2 (SOD993B)

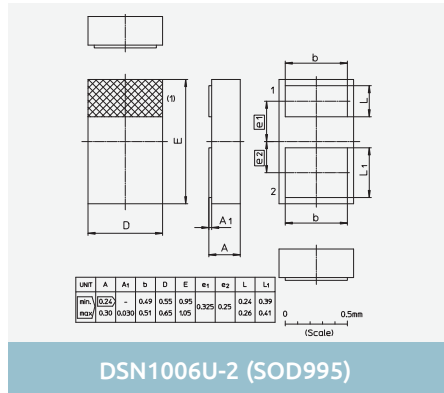


DSN1006-2 (SOD993B)

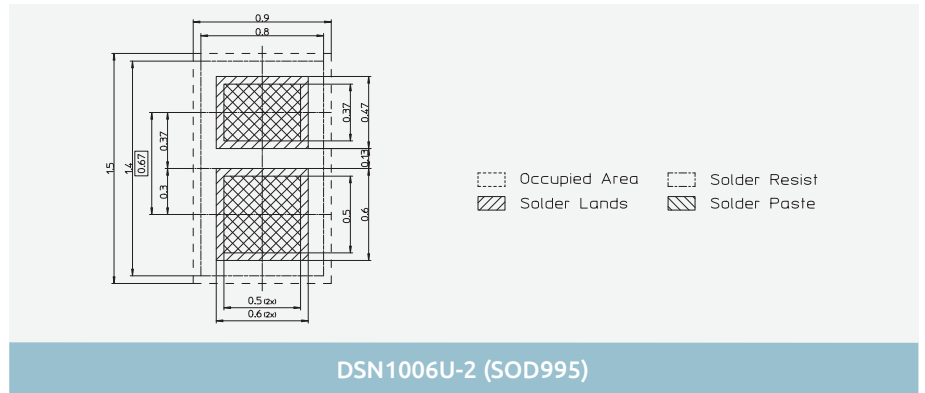
Dimensions in mm

Minimized outline drawings and reflow soldering footprint

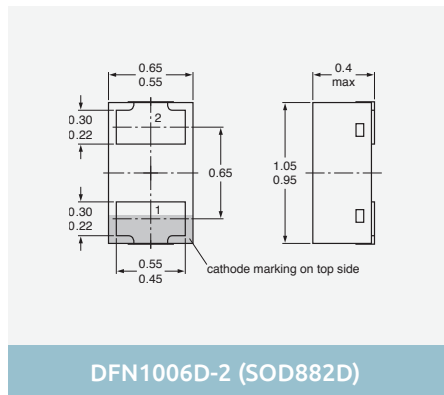
2-pin SMD packages



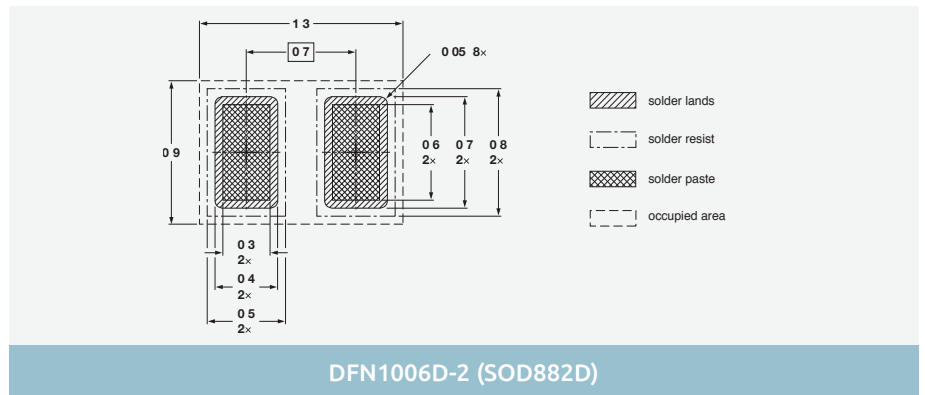
DSN1006U-2 (SOD995)



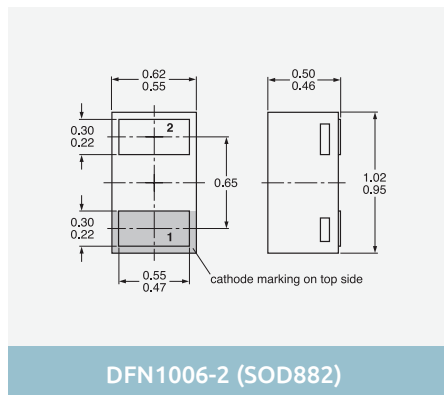
DSN1006U-2 (SOD995)



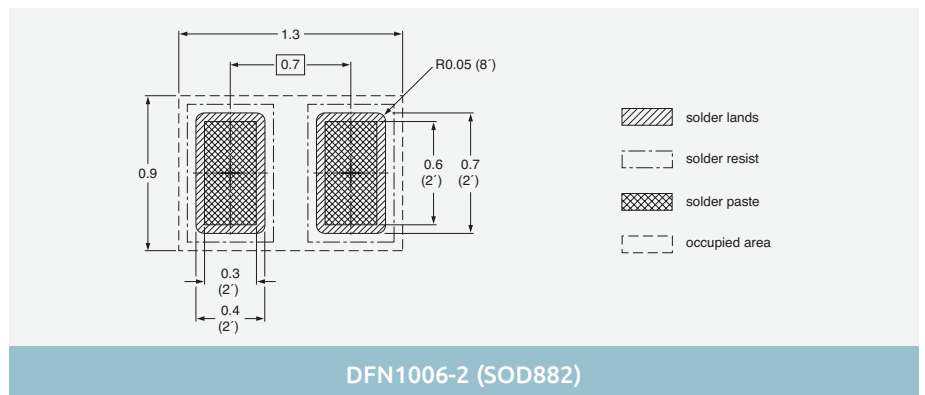
DFN1006D-2 (SOD882D)



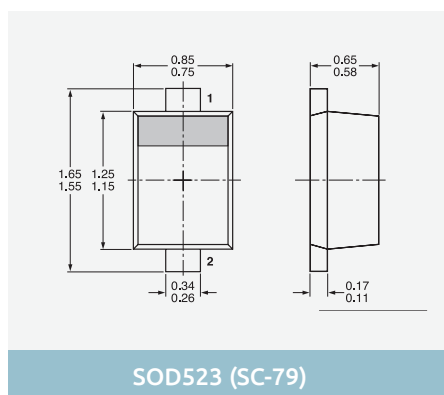
DFN1006D-2 (SOD882D)



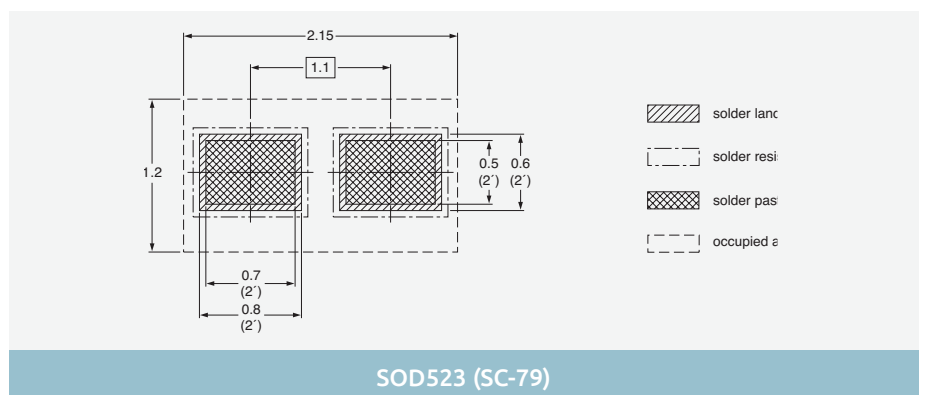
DFN1006-2 (SOD882)



DFN1006-2 (SOD882)



SOD523 (SC-79)

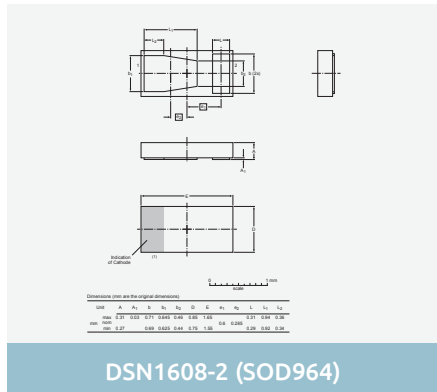


SOD523 (SC-79)

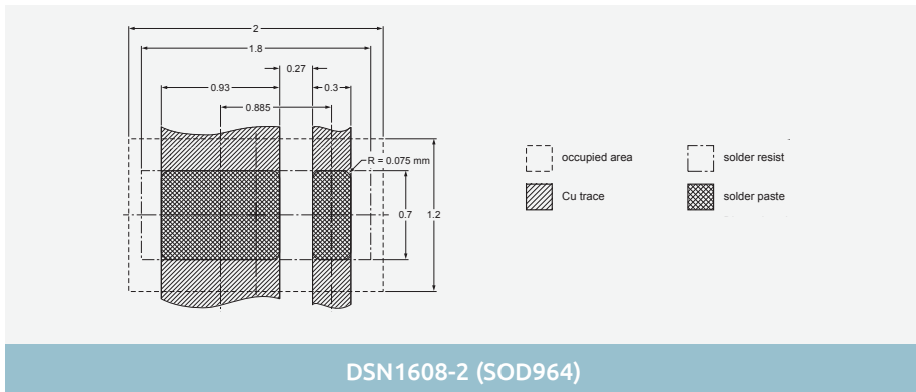
Dimensions in mm

Images are for reference only, for detailed drawings please visit nexperia.com/packages

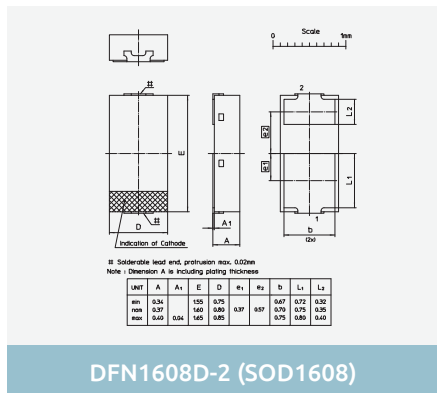
2-pin SMD packages



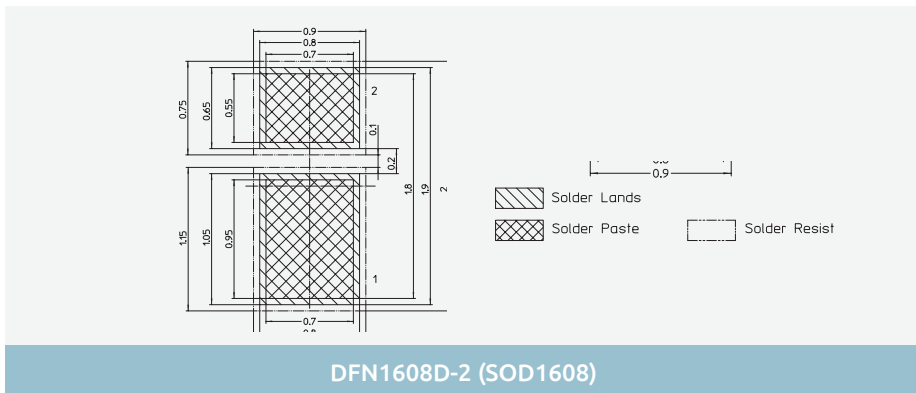
DSN1608-2 (SOD964)



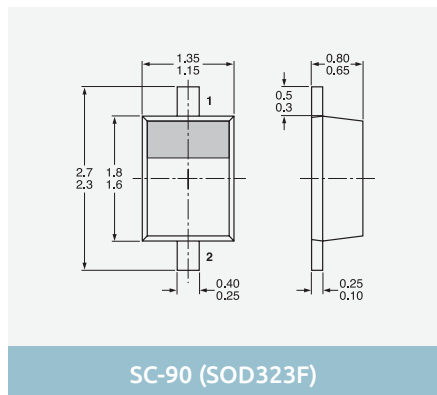
DSN1608-2 (SOD964)



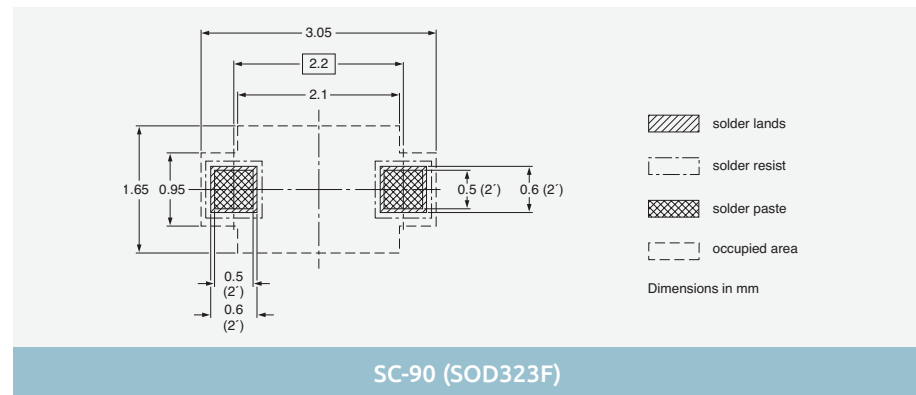
DFN1608D-2 (SOD1608)



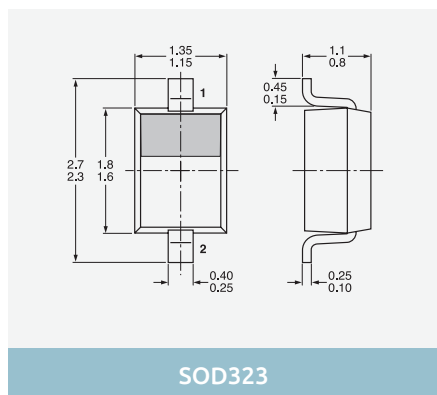
DFN1608D-2 (SOD1608)



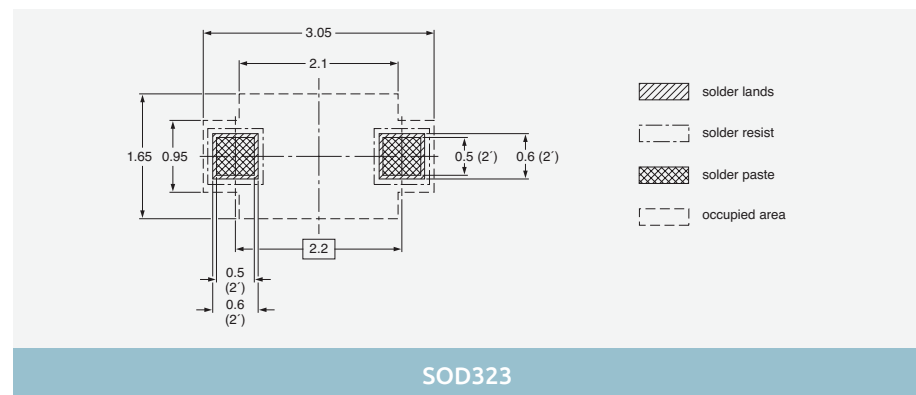
SC-90 (SOD323F)



SC-90 (SOD323F)



SOD323

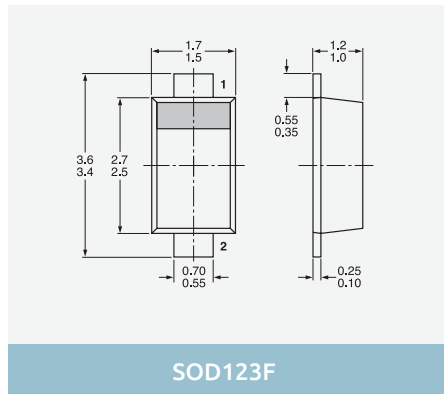


SOD323

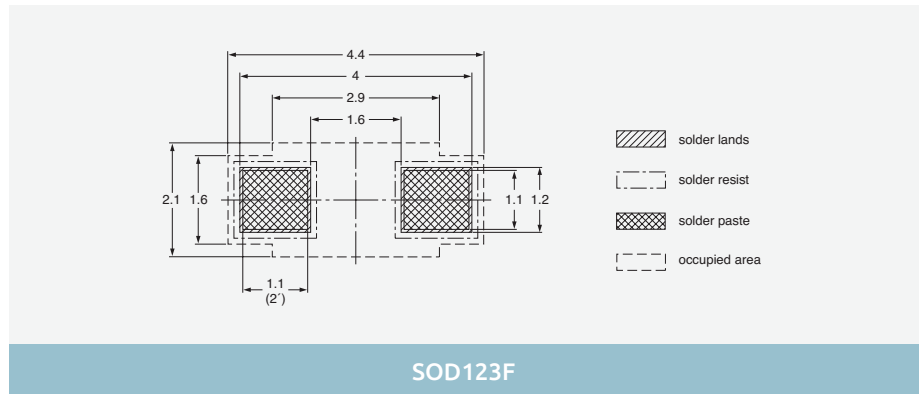
Dimensions in mm

Images are for reference only, for detailed drawings please visit nexperia.com/packages

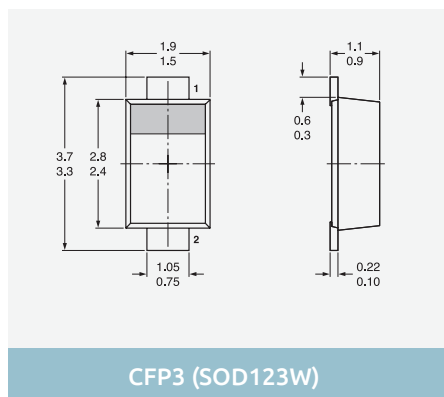
2-pin SMD packages



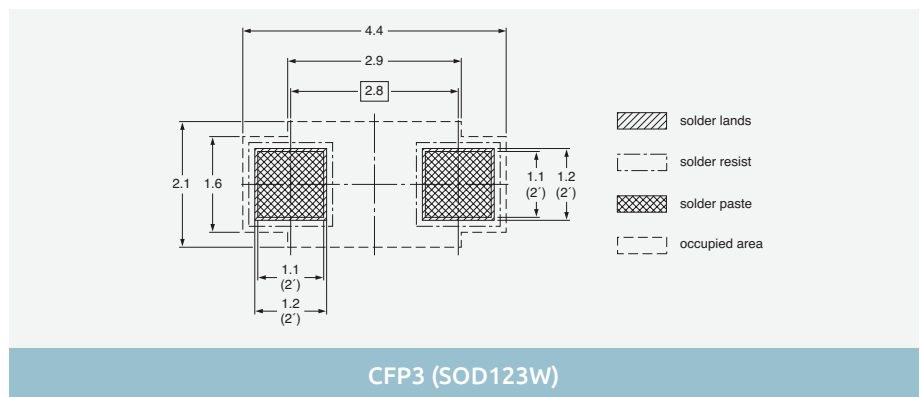
SOD123F



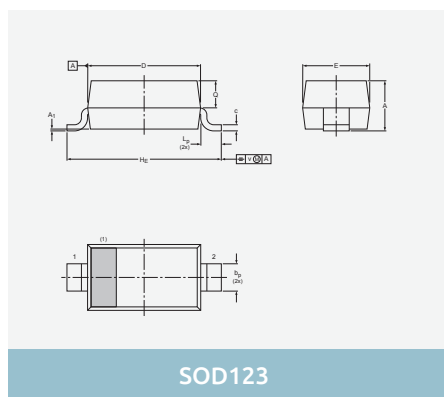
SOD123F



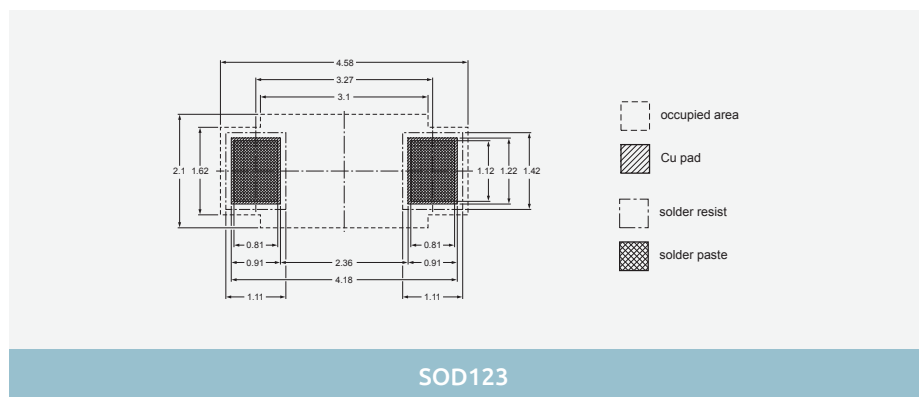
CFP3 (SOD123W)



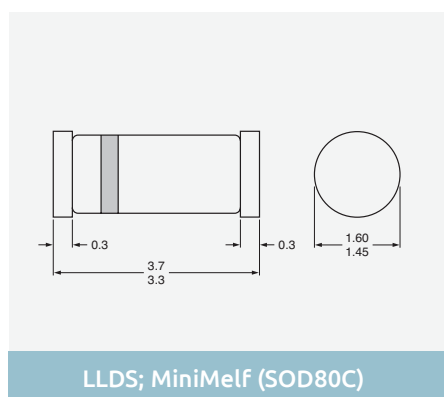
CFP3 (SOD123W)



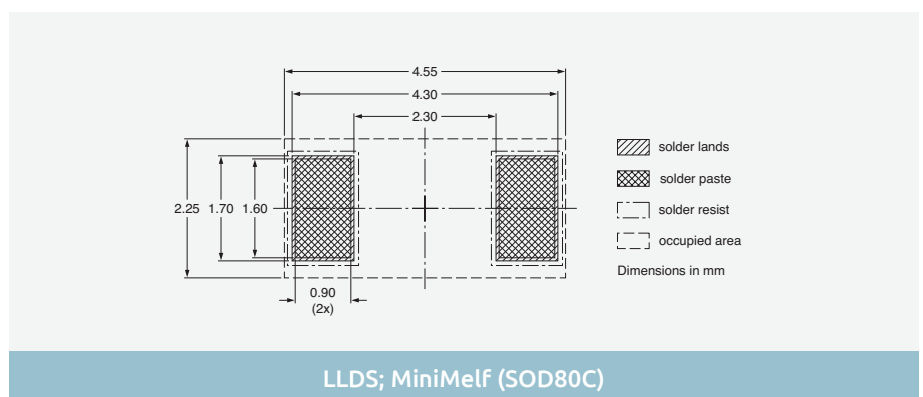
SOD123



SOD123

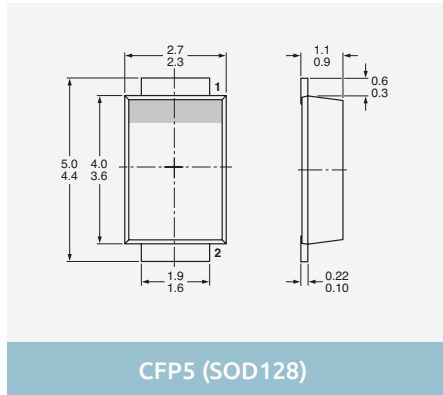


LLDS; MiniMelf (SOD80C)

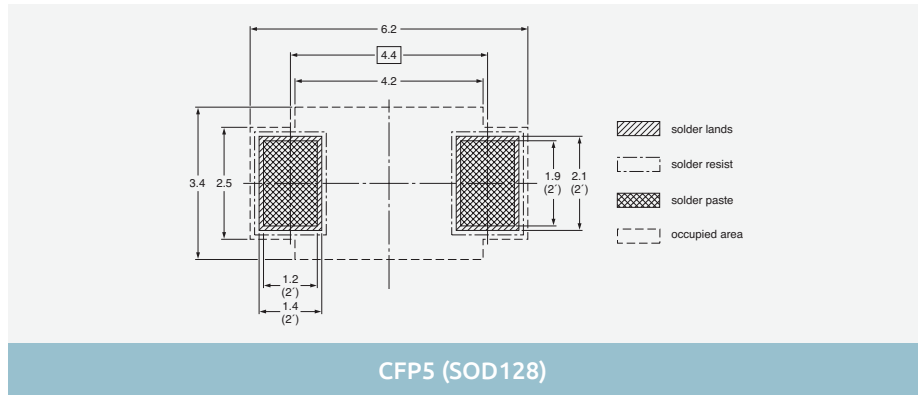


LLDS; MiniMelf (SOD80C)

2-pin SMD packages

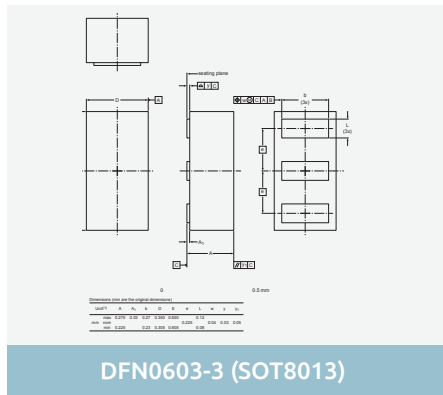


CFP5 (SOD128)

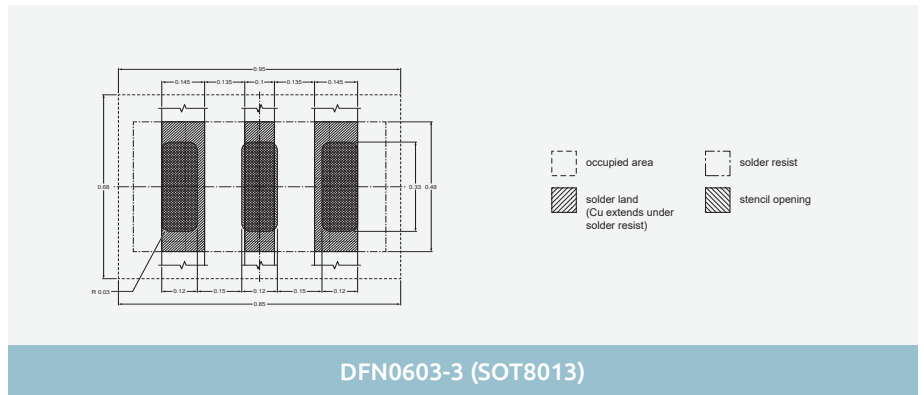


CFP5 (SOD128)

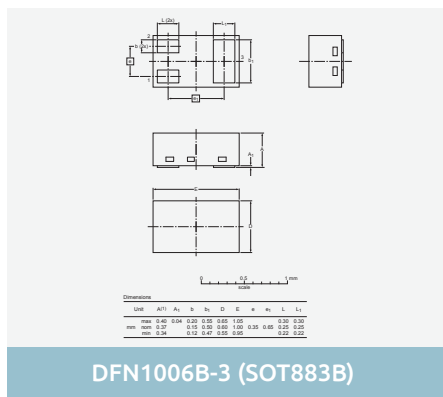
3-pin SMD packages



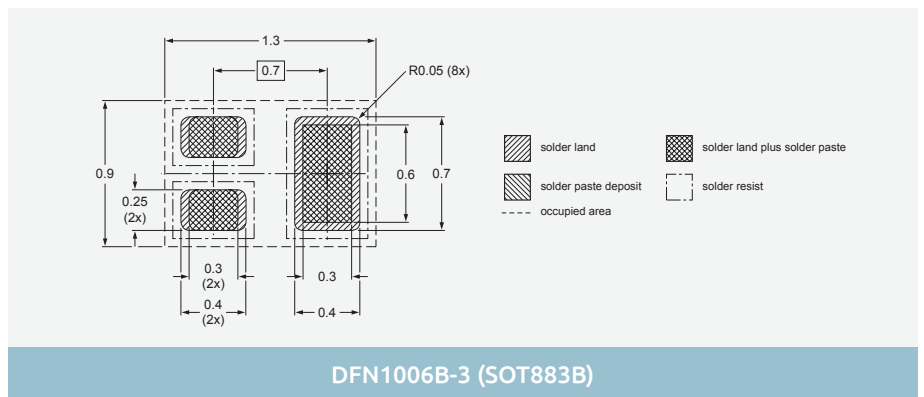
DFN0603-3 (SOT8013)



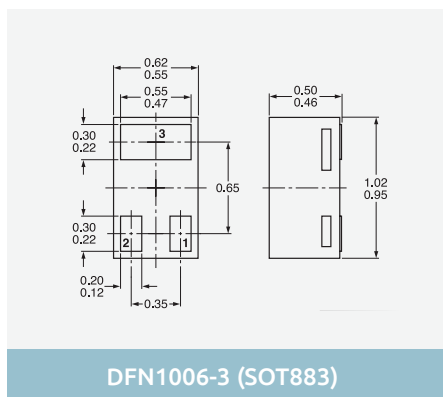
DFN0603-3 (SOT8013)



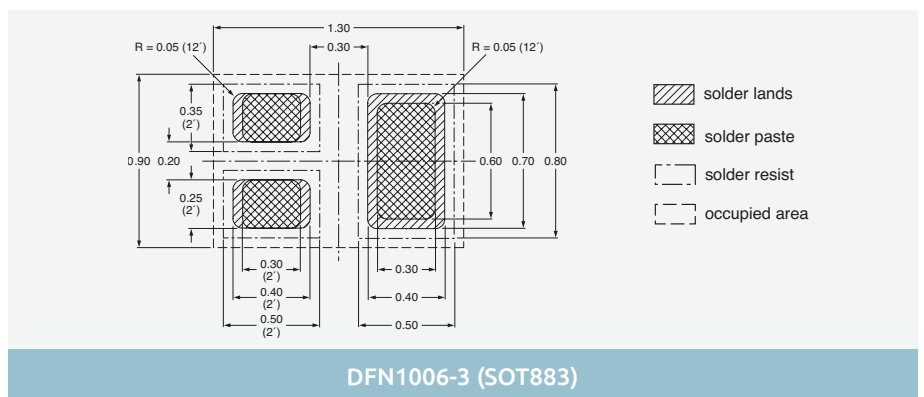
DFN1006B-3 (SOT883B)



DFN1006B-3 (SOT883B)



DFN1006-3 (SOT883)



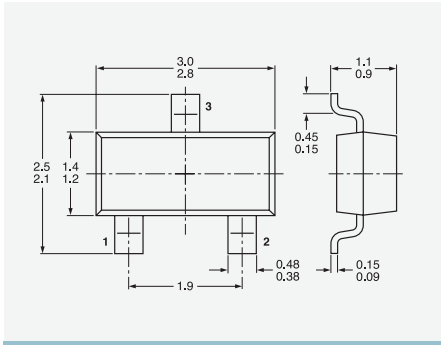
DFN1006-3 (SOT883)

Dimensions in mm

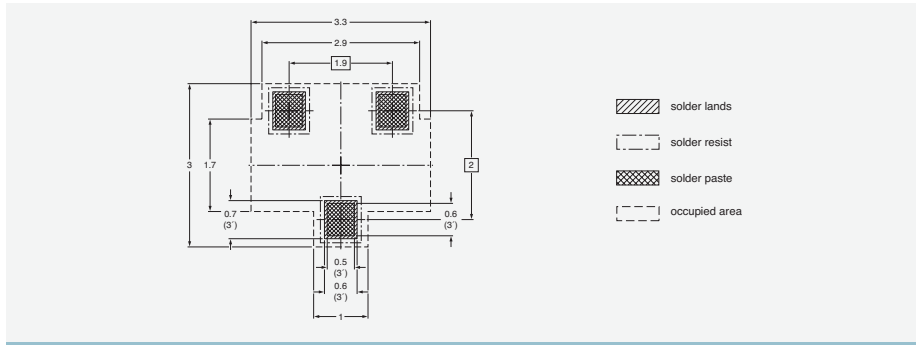
Images are for reference only, for detailed drawings please visit nexperia.com/packages

Minimized outline drawings and reflow soldering footprint

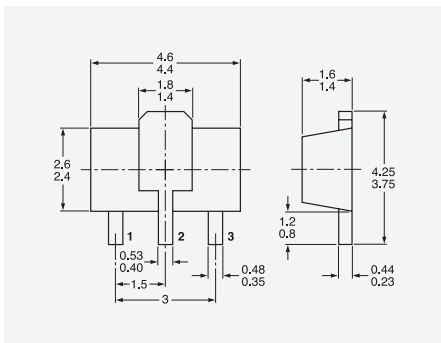
3-pin SMD packages



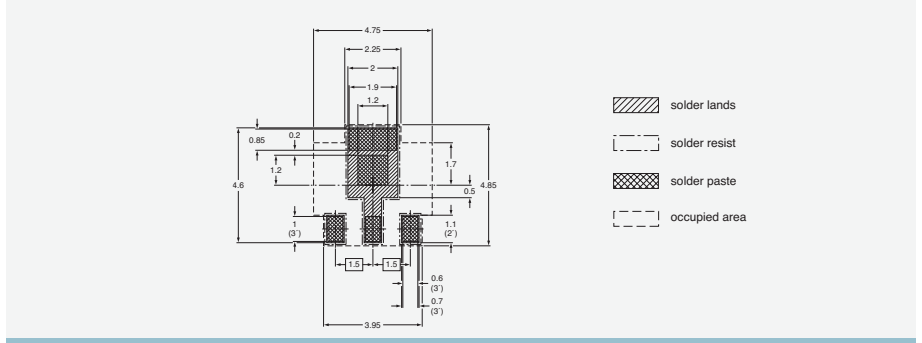
TO-236AB (SOT23)



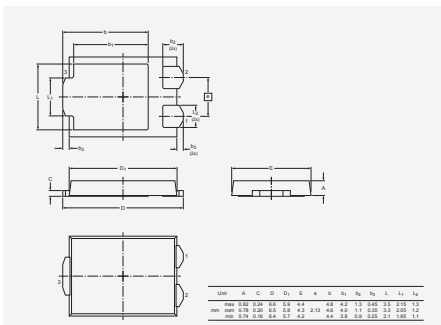
TO-236AB (SOT23)



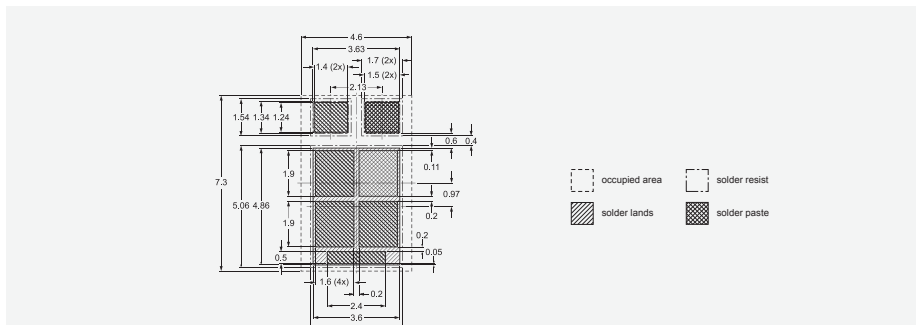
SOT89 (SC-62)



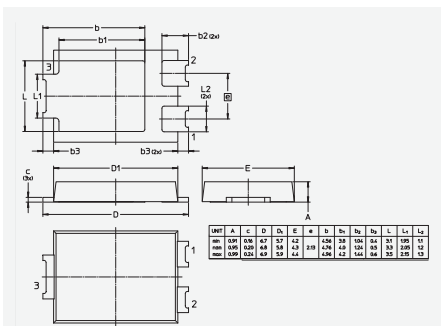
SOT89 (SC-62)



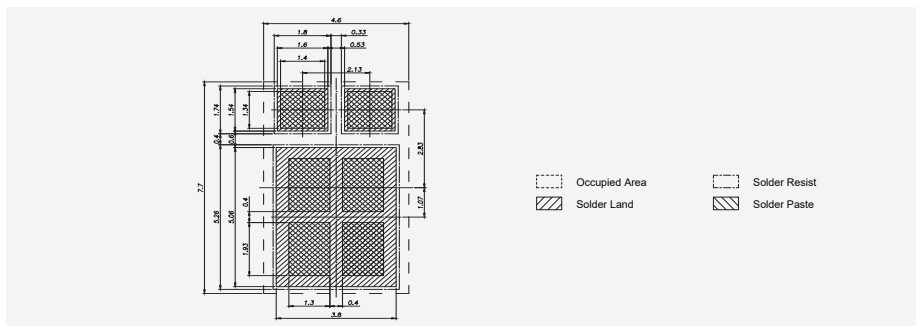
CFP15 (SOT1289)



CFP15 (SOT1289)



CFP15B (SOT1289B)

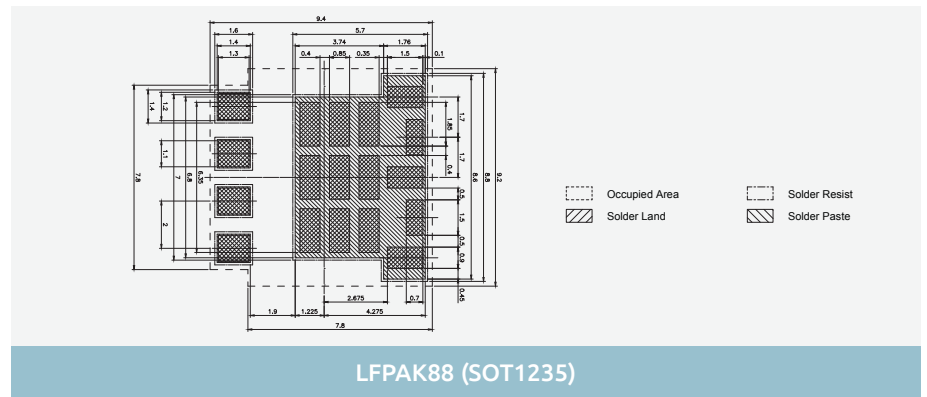
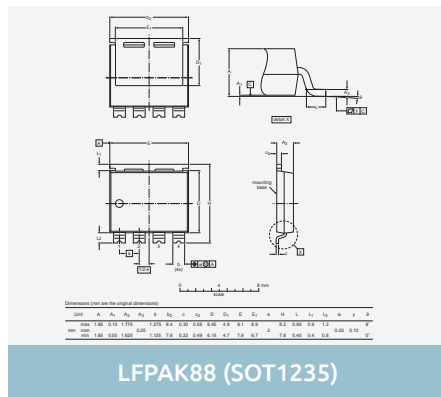
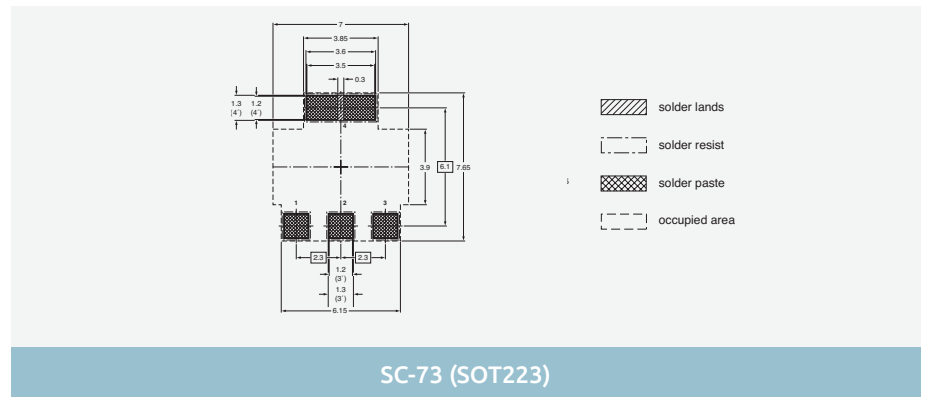
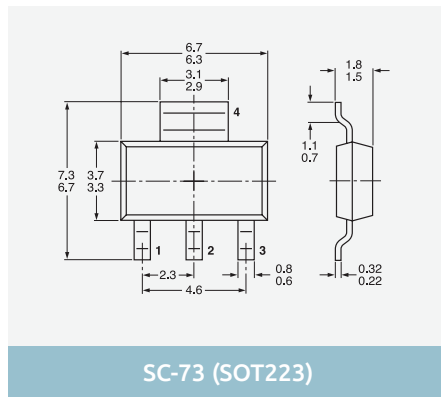
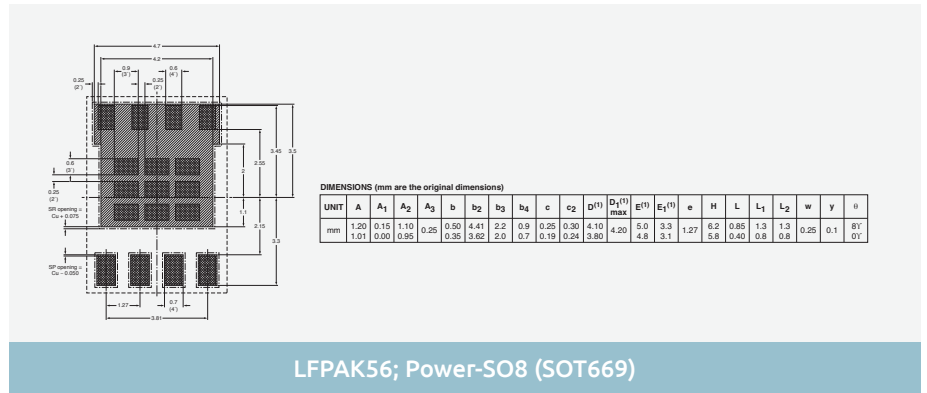
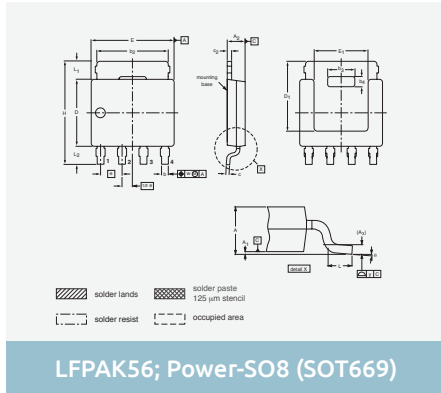


CFP15B (SOT1289B)

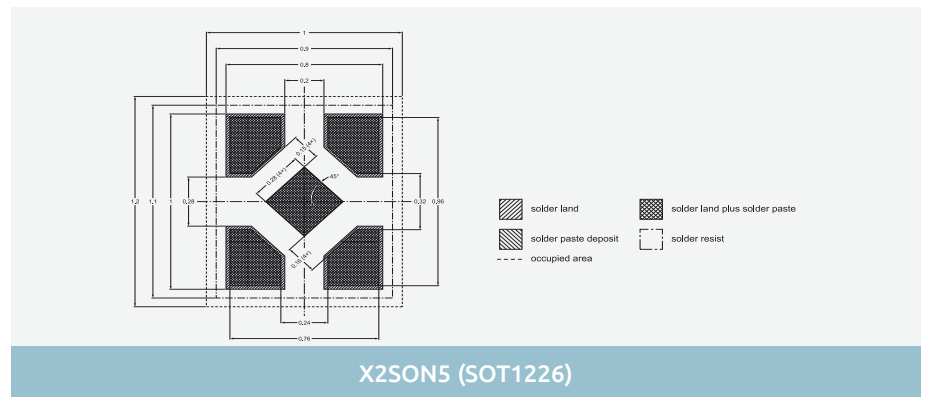
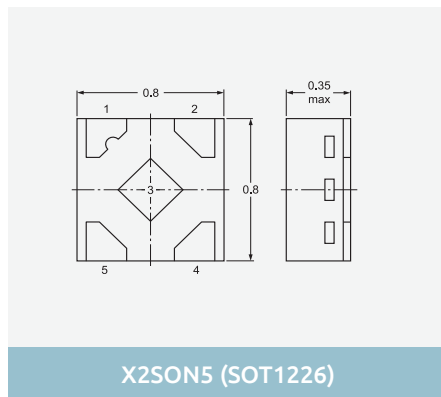
Dimensions in mm

Images are for reference only, for detailed drawings please visit nexperia.com/packages

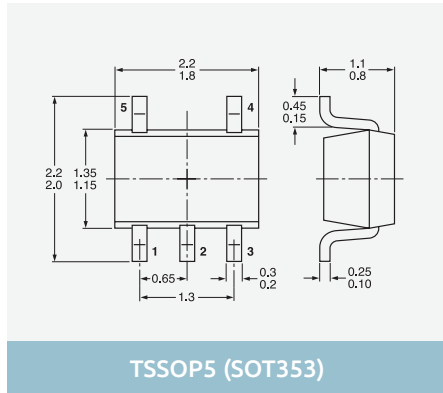
4-pin SMD packages



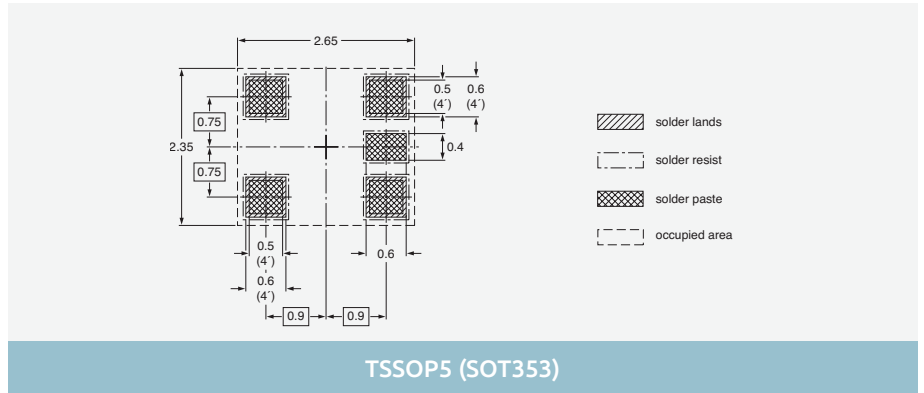
5-pin SMD packages



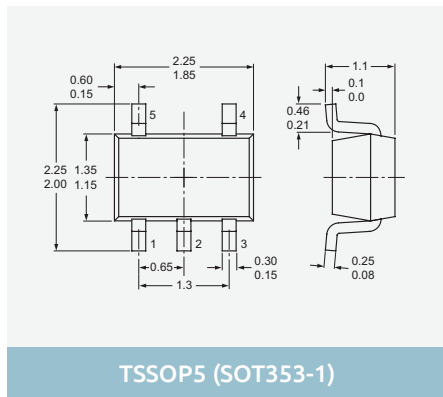
5-pin SMD packages



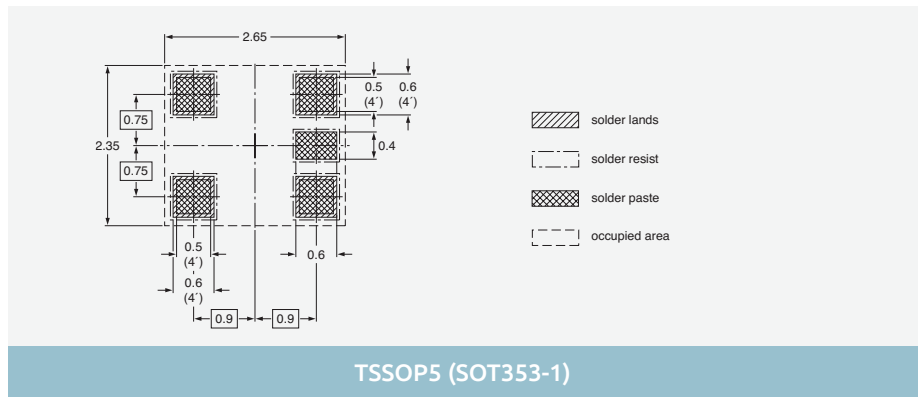
TSSOP5 (SOT353)



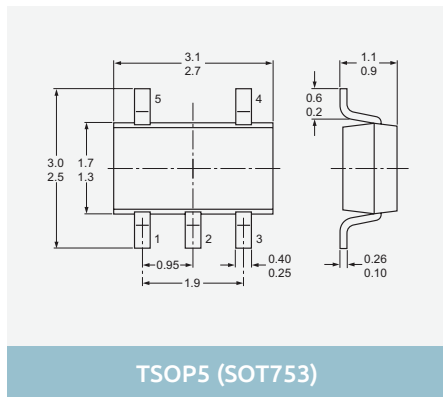
TSSOP5 (SOT353)



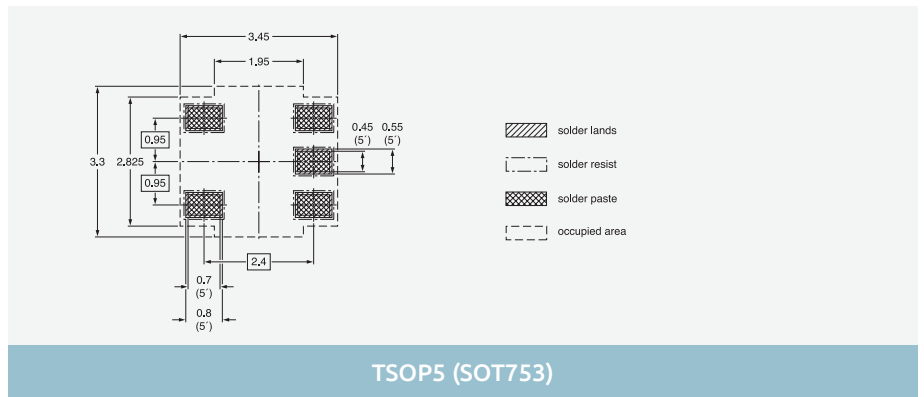
TSSOP5 (SOT353-1)



TSSOP5 (SOT353-1)

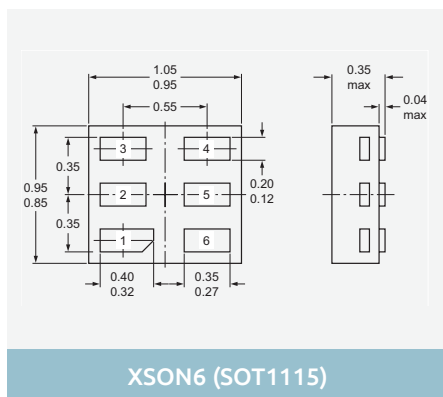


TSOP5 (SOT753)

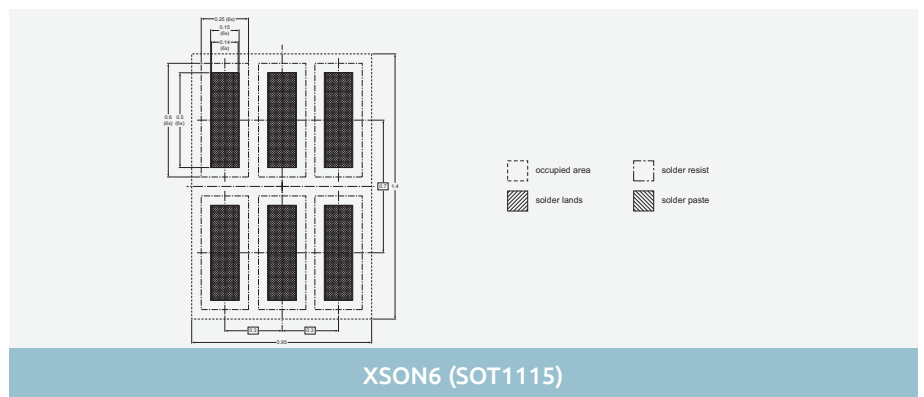


TSOP5 (SOT753)

6-pin SMD packages



XSON6 (SOT1115)

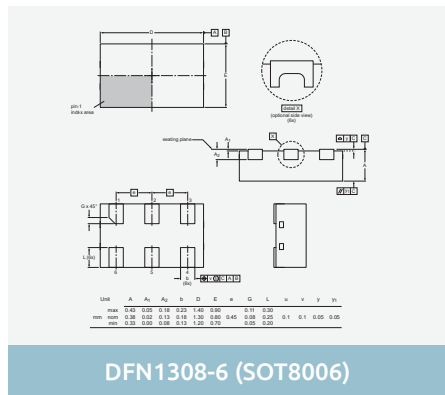


XSON6 (SOT1115)

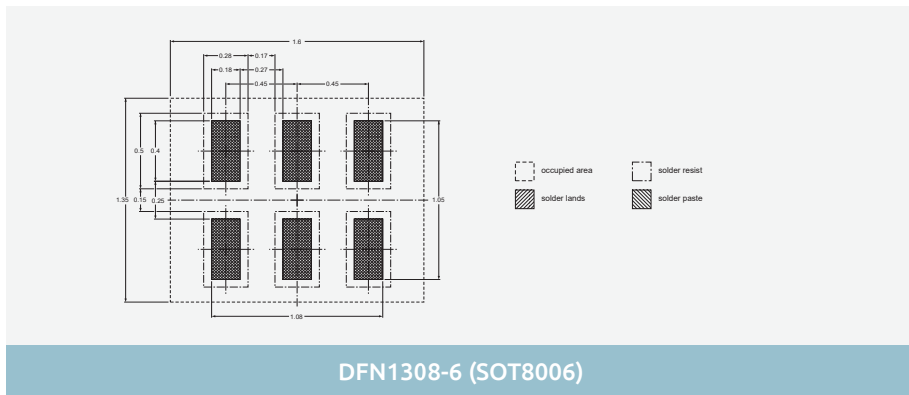
Dimensions in mm

Images are for reference only, for detailed drawings please visit nexperia.com/packages

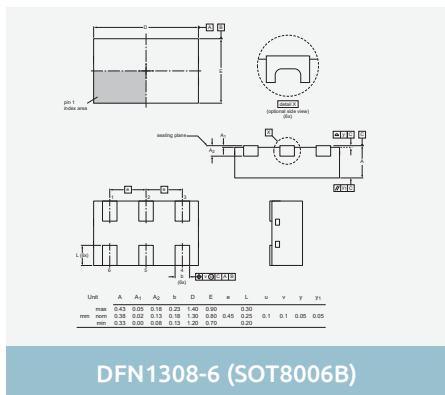
6-pin SMD packages



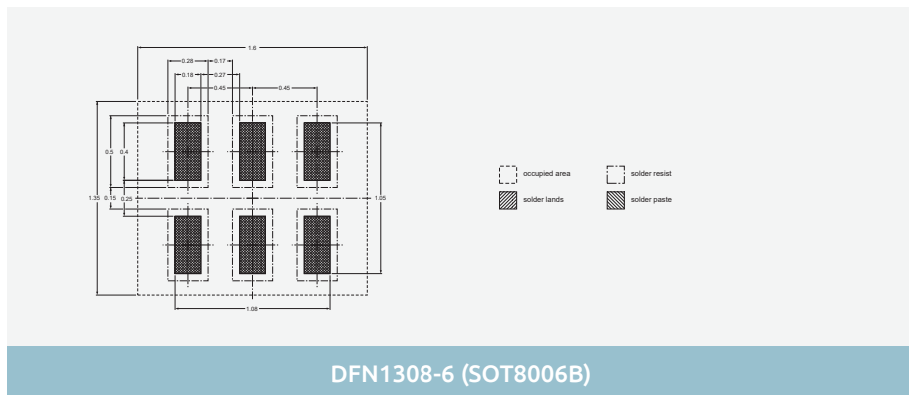
DFN1308-6 (SOT8006)



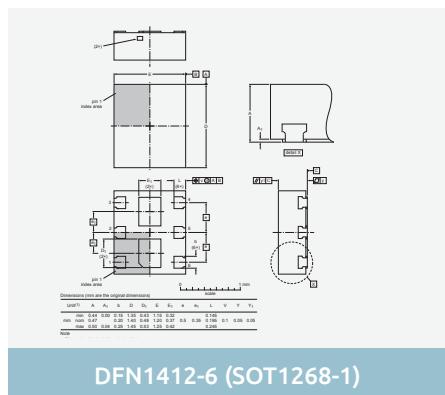
DFN1308-6 (SOT8006)



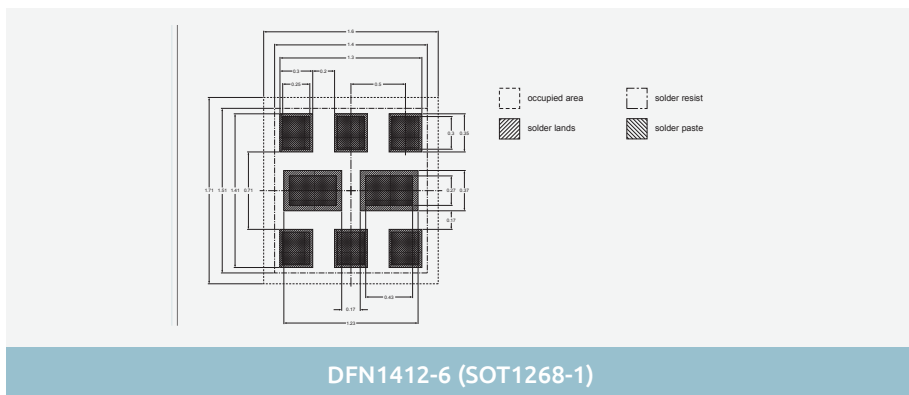
DFN1308-6 (SOT8006B)



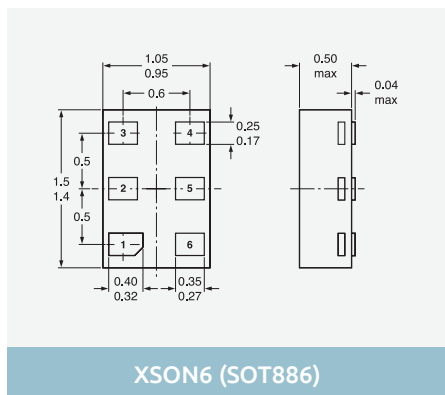
DFN1308-6 (SOT8006B)



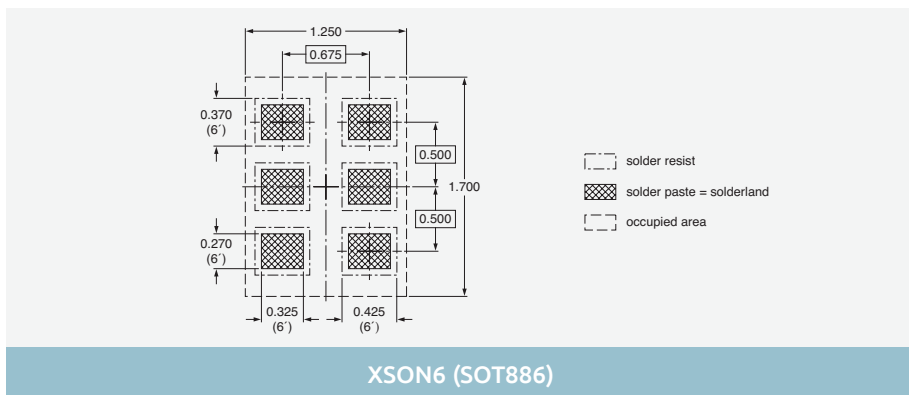
DFN1412-6 (SOT1268-1)



DFN1412-6 (SOT1268-1)



XSON6 (SOT886)

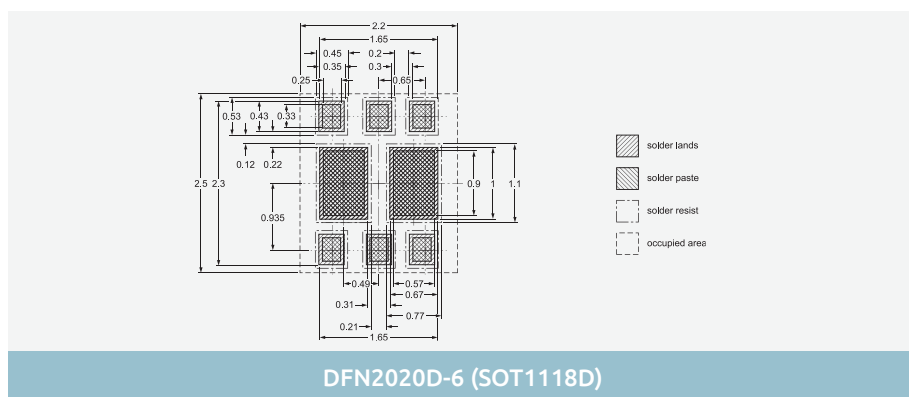
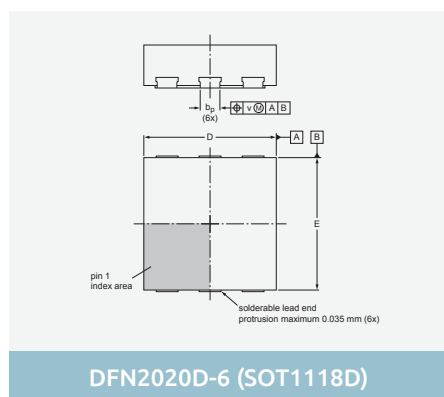
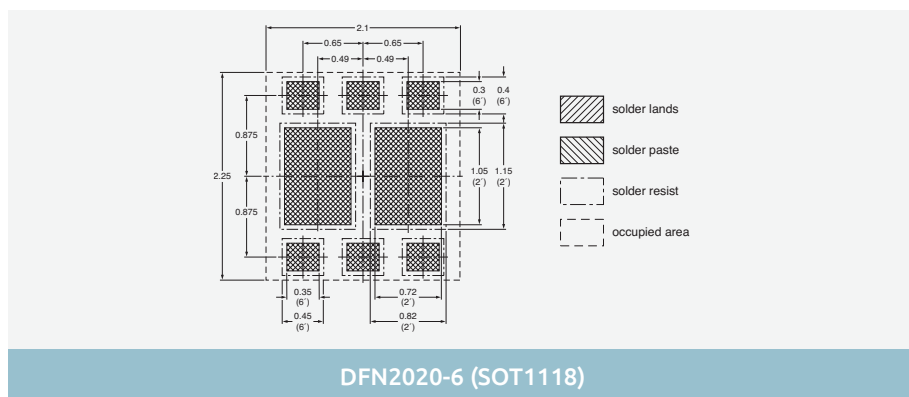
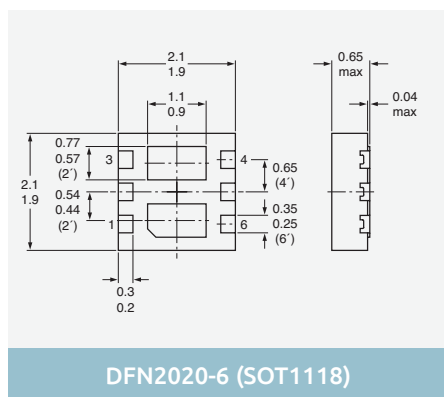
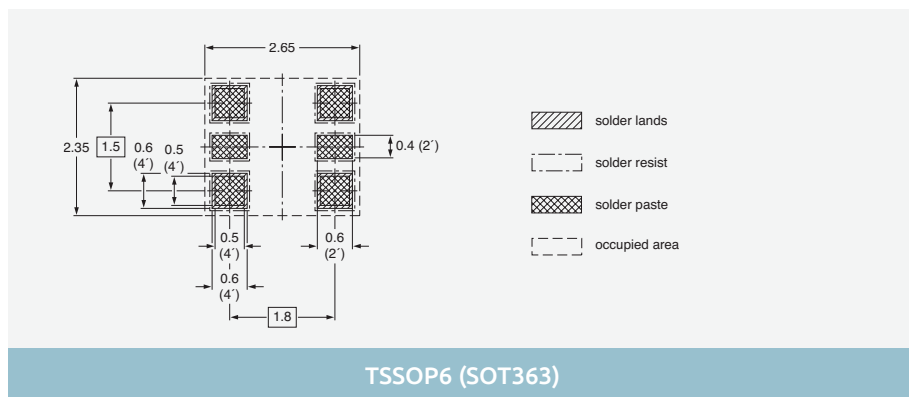
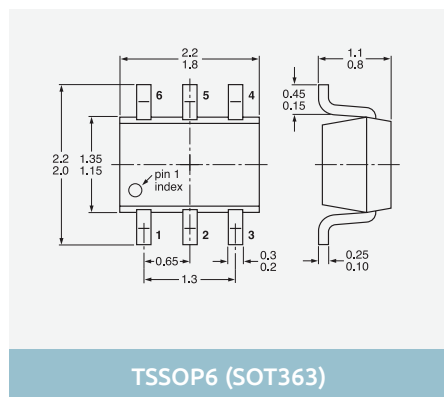
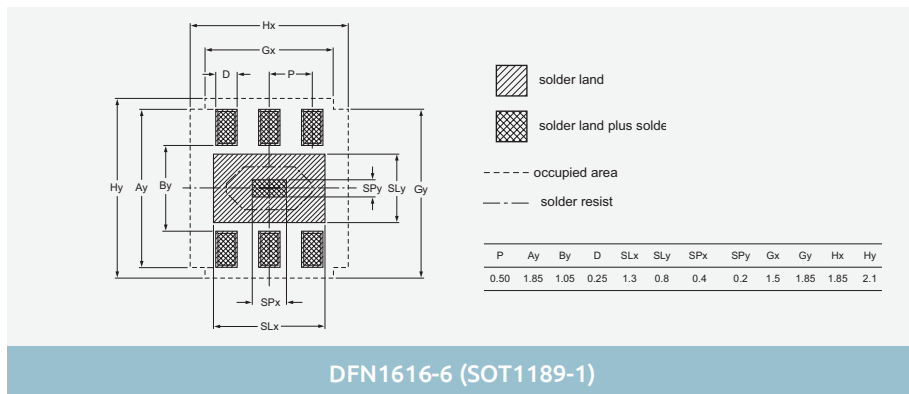
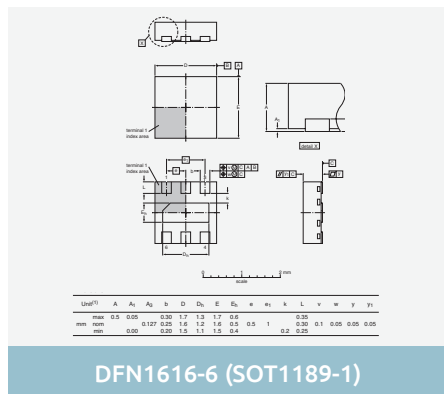


XSON6 (SOT886)

Dimensions in mm

Images are for reference only, for detailed drawings please visit nexperia.com/packages

6-pin SMD packages

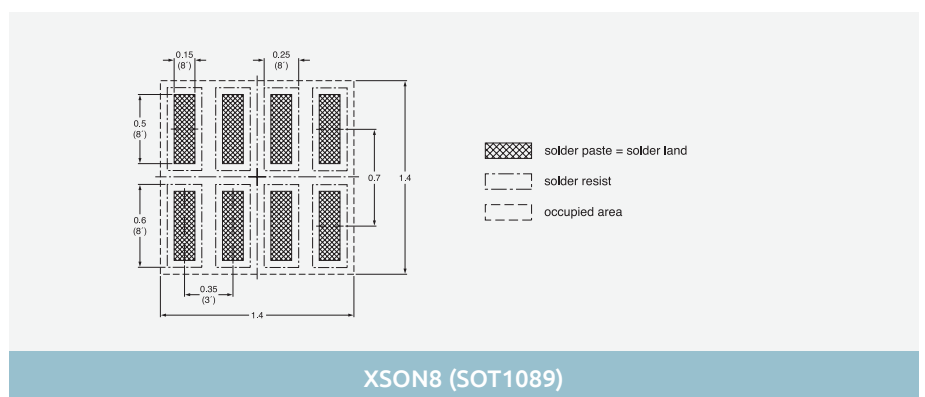
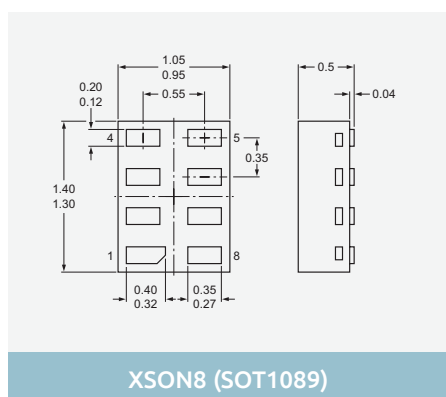
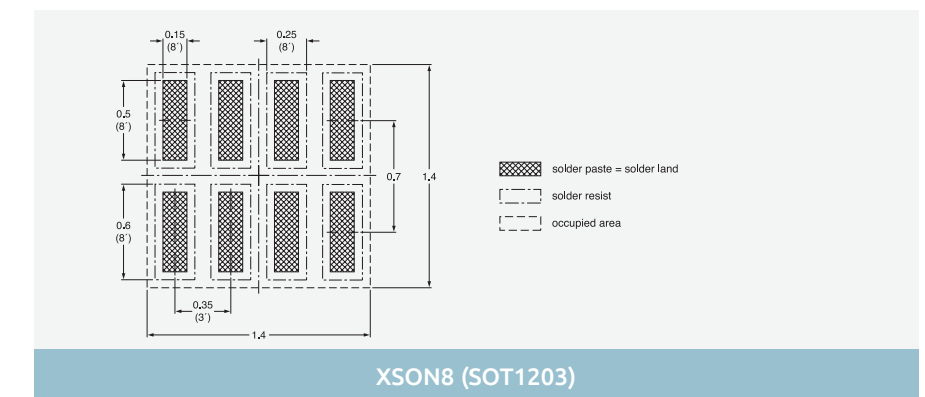
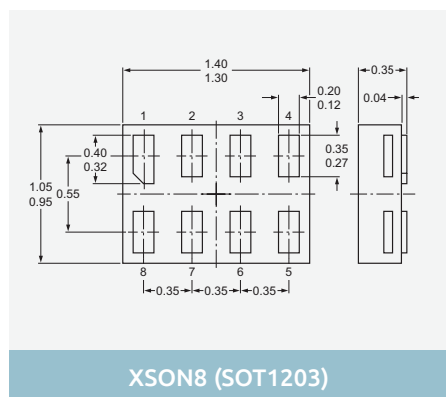
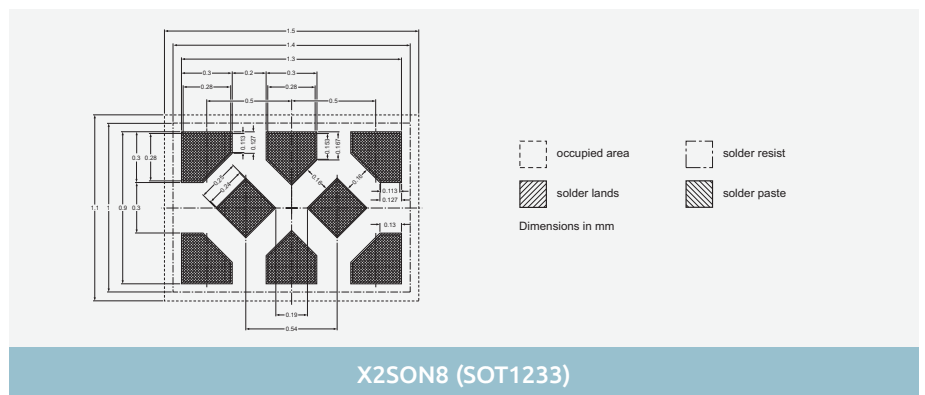
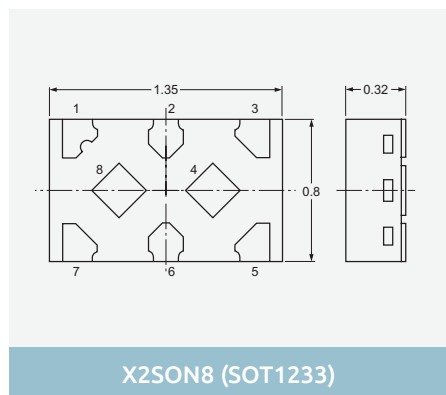
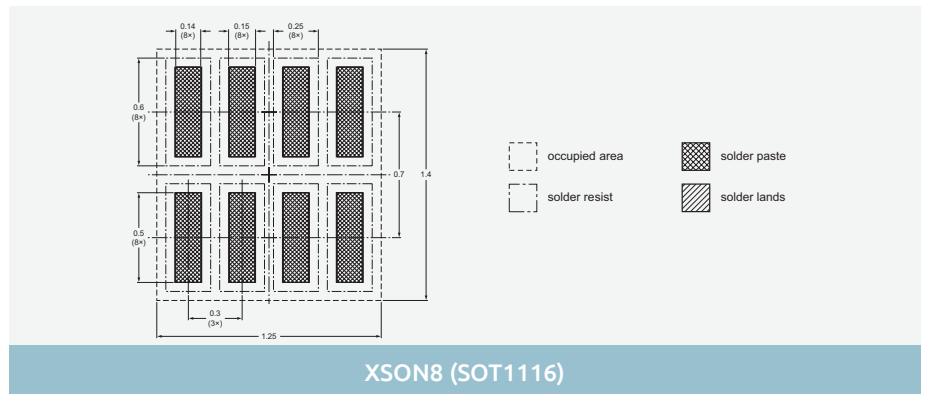
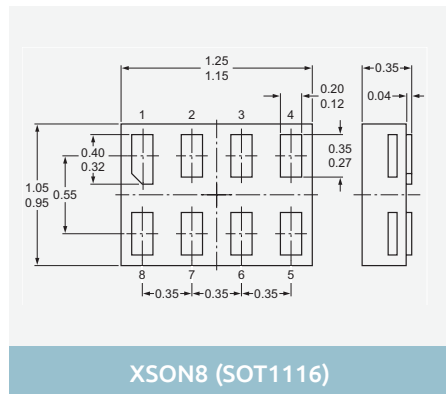


Dimensions in mm

Images are for reference only, for detailed drawings please visit nexperia.com/packages

Minimized outline drawings and reflow soldering footprint

8-pin SMD packages

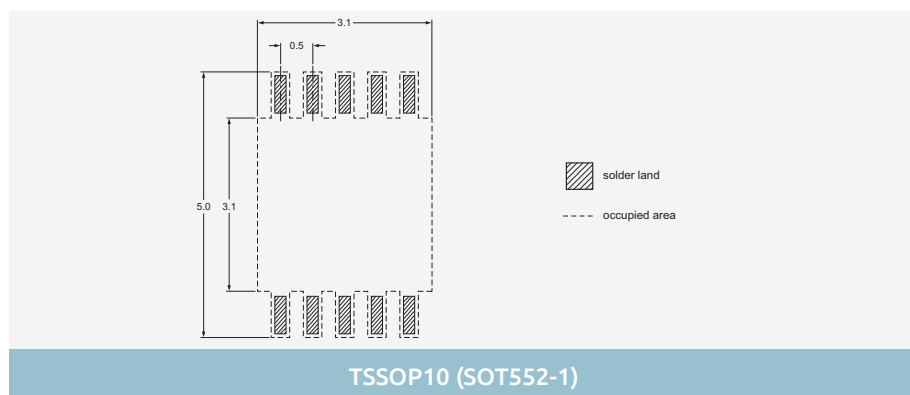
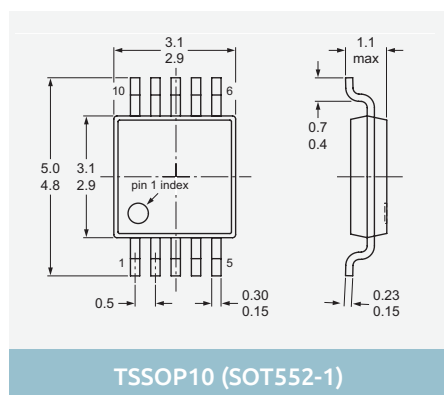
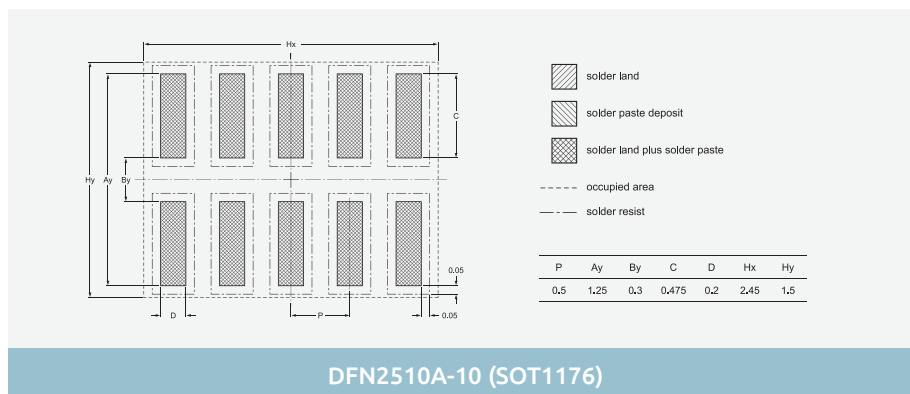
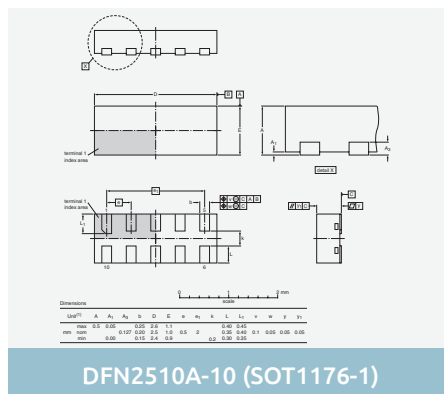


Dimensions in mm

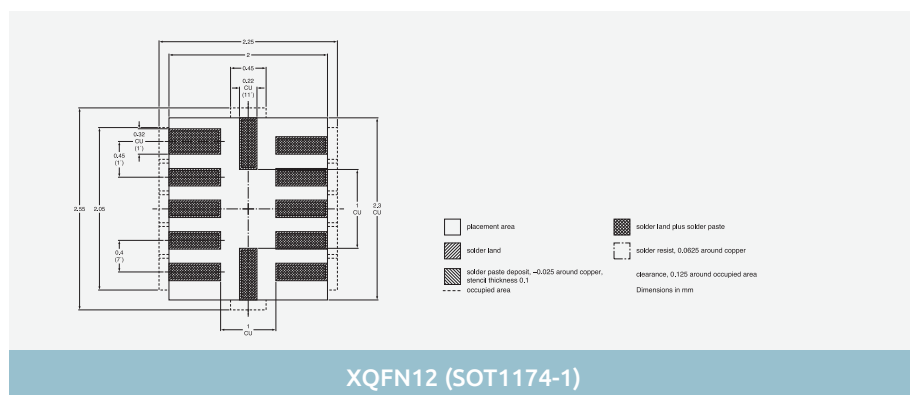
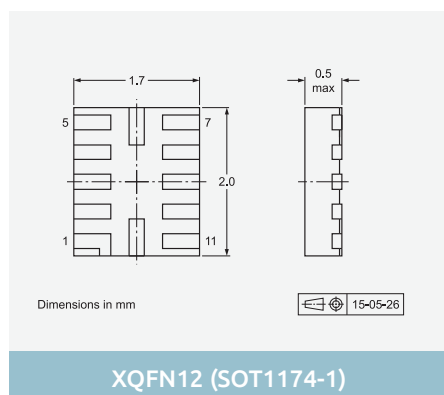
Images are for reference only, for detailed drawings please visit nexperia.com/packages

Minimized outline drawings and reflow soldering footprint

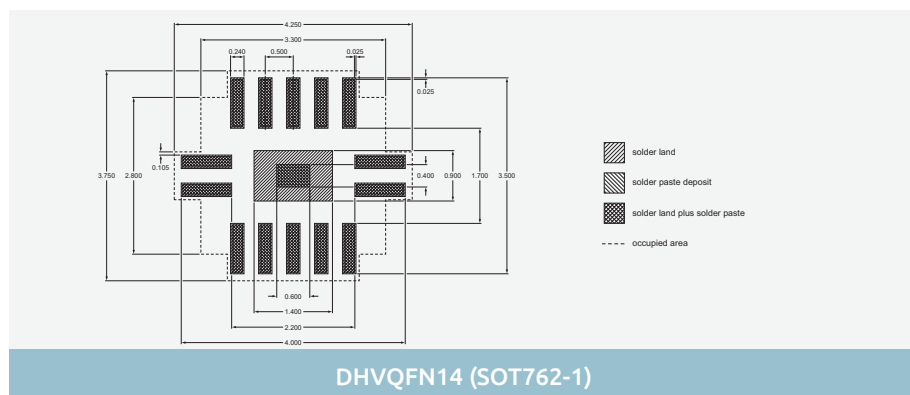
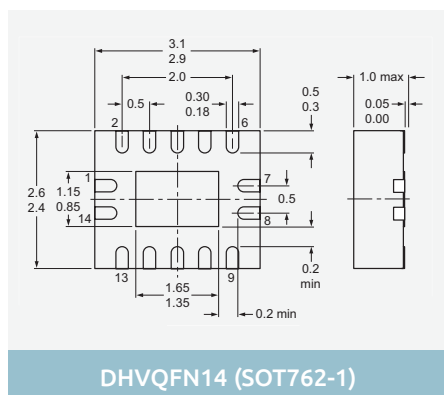
10-pin SMD packages



12-pin SMD packages



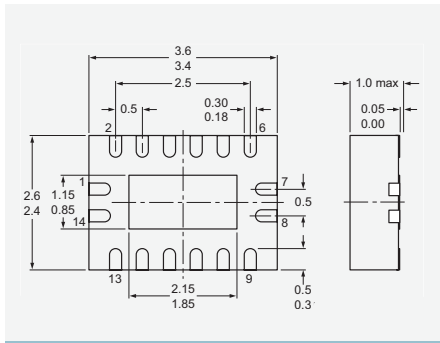
14-pin SMD packages



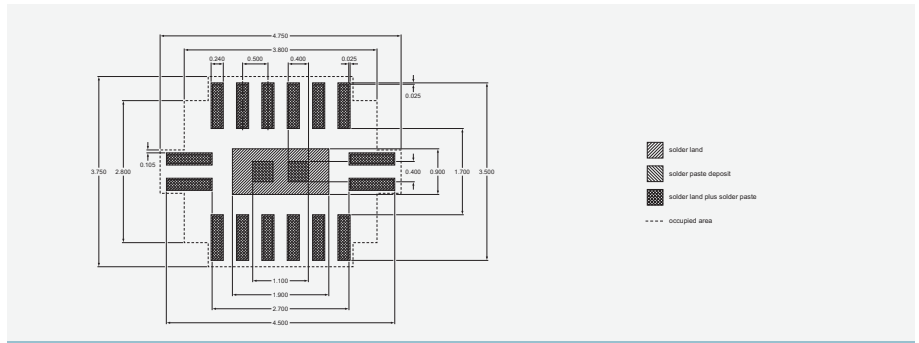
Dimensions in mm

Images are for reference only, for detailed drawings please visit nexperia.com/packages

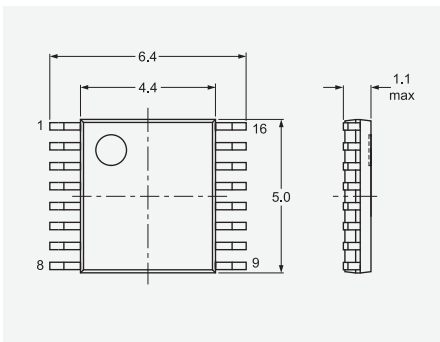
16-pin SMD packages



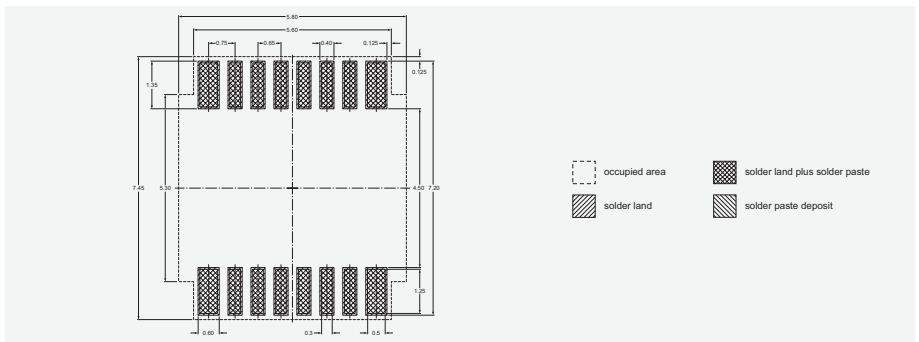
DHVQFN16 (SOT763-1)



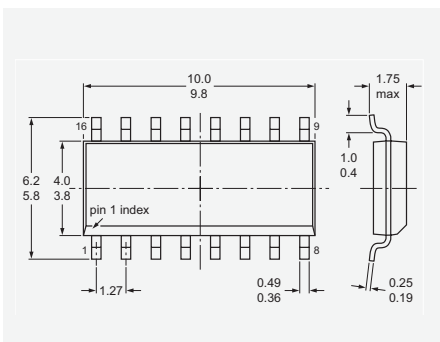
DHVQFN16 (SOT763-1)



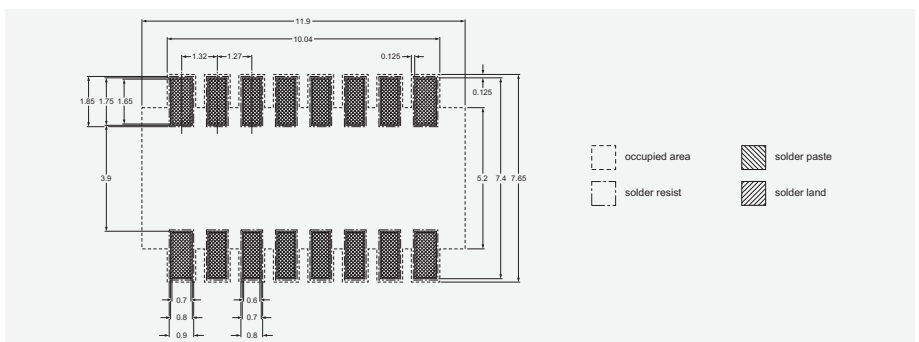
TSSOP16 (SOT403-1)



TSSOP16 (SOT403-1)

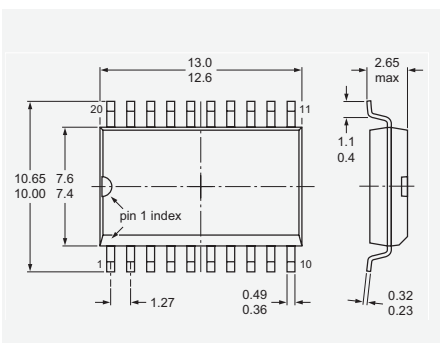


SO16 (SOT109-1)

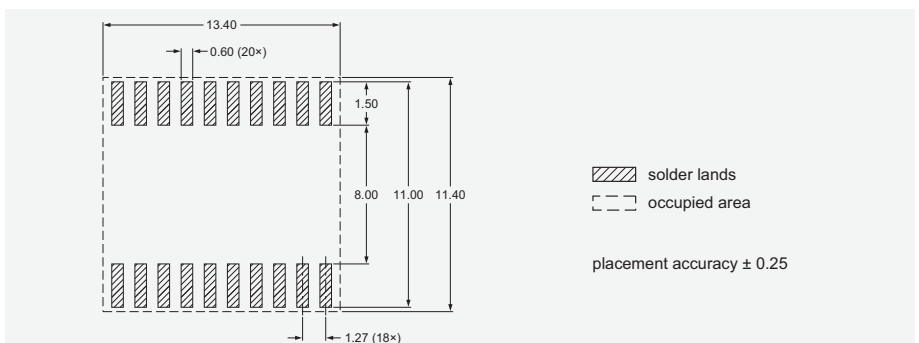


SO16 (SOT109-1)

20-pin SMD packages



SO20 (SOT163-1)

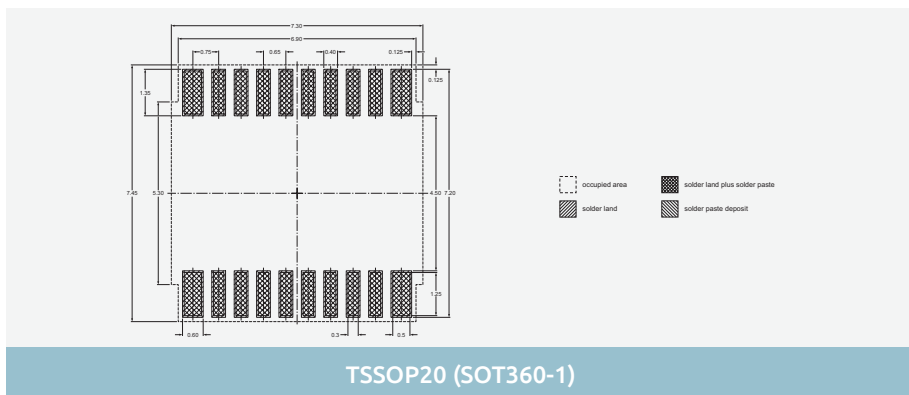
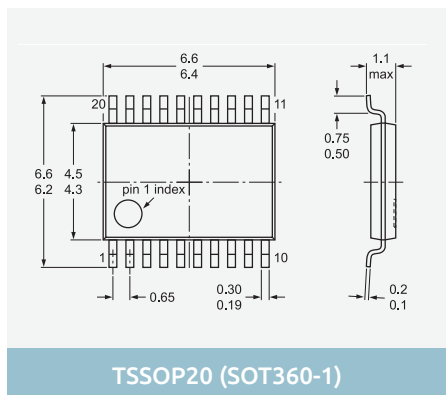
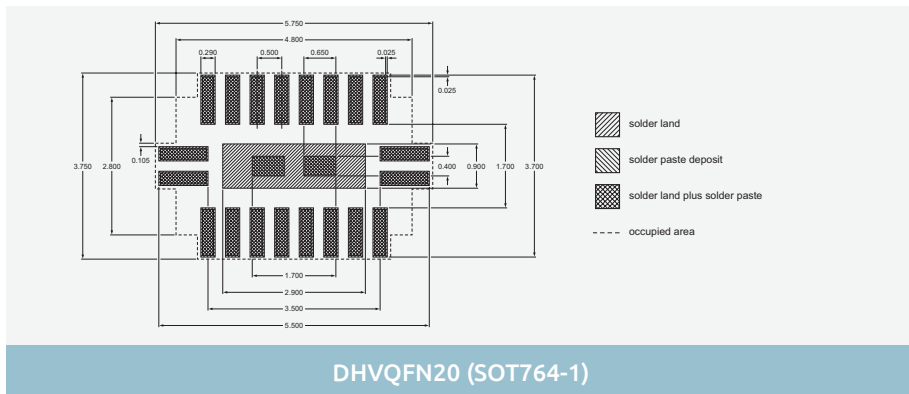
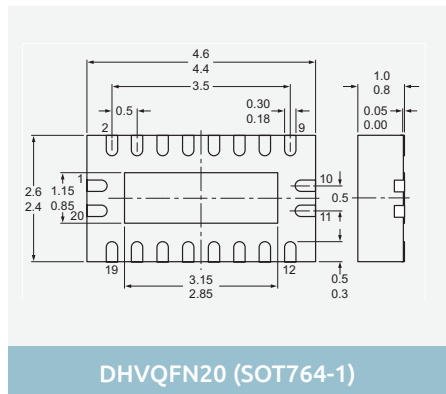


SO20 (SOT163-1)

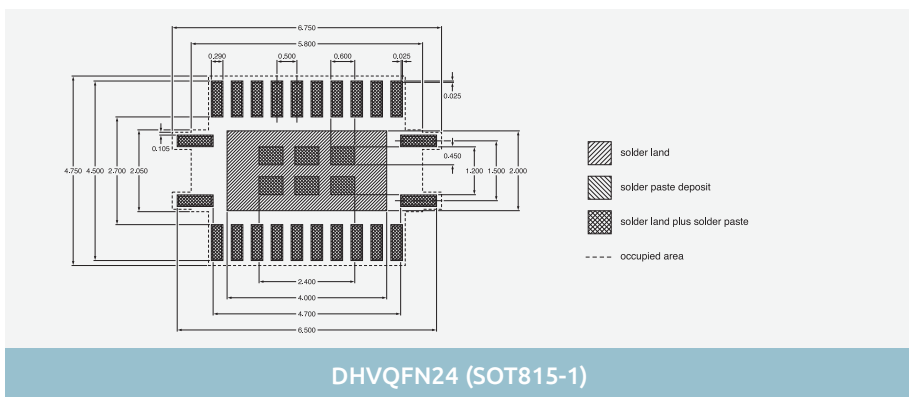
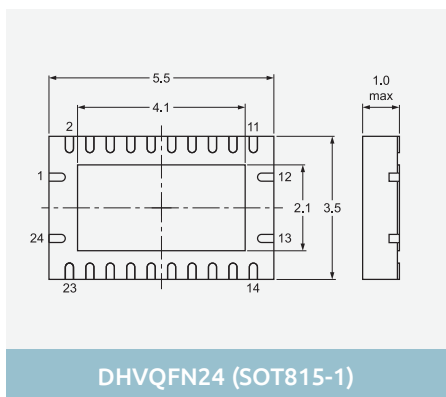
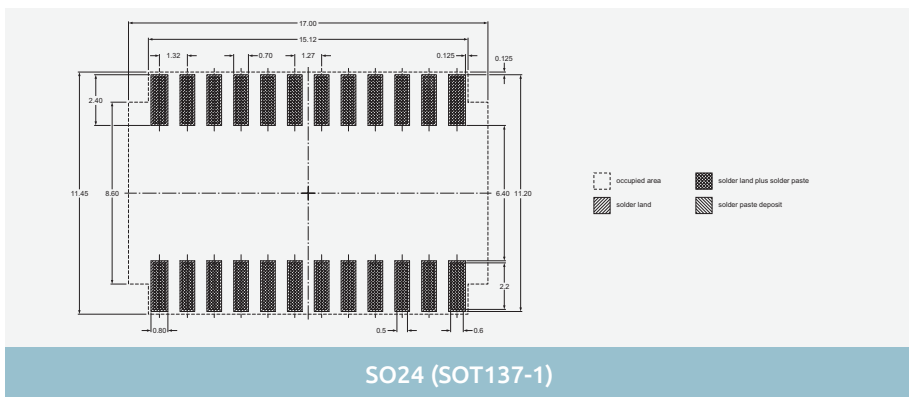
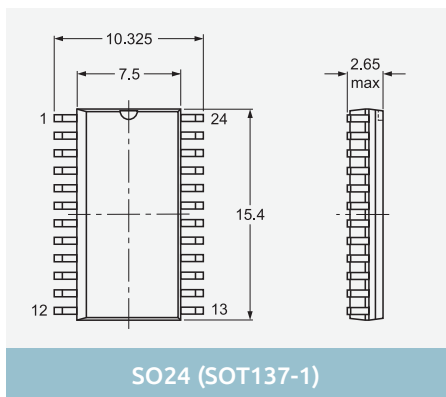
Dimensions in mm

Images are for reference only, for detailed drawings please visit nexperia.com/packages

20-pin SMD packages



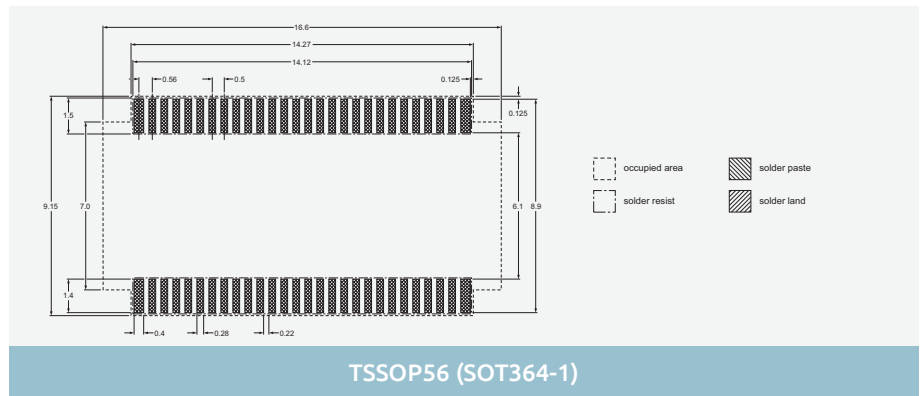
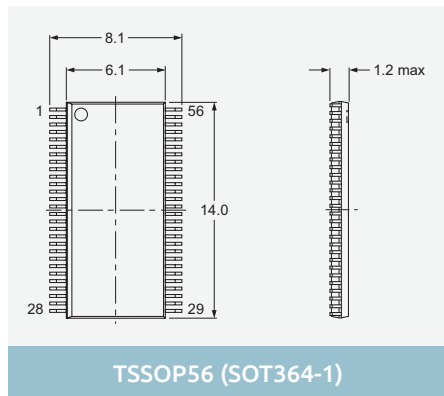
24-pin SMD packages



Dimensions in mm

Images are for reference only, for detailed drawings please visit nexperia.com/packages

56-pin SMD packages



Dimensions in mm

Images are for reference only, for detailed drawings please visit nexperia.com/packages

Index

Type number	Page Number	Type number	Page Number	Type number	Page Number	Type number	Page Number	Type number	Page Number
1N47xxA series	44	2PD602ASL	18	74AHC1G17-Q100	128	74AHC573	154	74AHCT1G66	148
1PS10SB82	53	74ABT00	162	74AHC1G32	165	74AHC573-Q100	121	74AHCT1G66-Q100	127
1PS300	46	74ABT04	135	74AHC1G32-Q100	131	74AHC574	156	74AHCT1G79	156
1PS301	46	74ABT08	160	74AHC1G4208	15,158	74AHC594	152	74AHCT1G79-Q100	130
1PS302	46	74ABT125	135	74AHC1G4208GW-Q100	14,127	74AHC594-Q100	124	74AHCT1G86	162
1PS705B20	57	74ABT126	135	74AHC1G4210	158	74AHC595	152	74AHCT1G86-Q100	131
1PS705B82	53	74ABT162244	135	74AHC1G4210GW-Q100	14,127	74AHC595-Q100	124	74AHCT240	135
1PS705B84	53	74ABT162245A	145	74AHC1G4212	158	74AHC74	156	74AHCT240-Q100	113
1PS705B85	53	74ABT16240A	135	74AHC1G4212GW-Q100	14,127	74AHC74-Q100	117	74AHCT244	135
1PS705B86	53	74ABT16244A	135	74AHC1G4214	158	74AHC86	162	74AHCT244-Q100	113
1PS745B23	58	74ABT16245B	145	74AHC1G4214GW-Q100	14,127	74AHC86-Q100	119	74AHCT244A	135
1PS765B17	53	74ABT20	162	74AHC1G4215	15,158	74AHC9541A	135	74AHCT245	145
1PS795B17	53	74ABT244	135	74AHC1G4215GW-Q100	14,127	74AHCT00	162	74AHCT245-Q100	126
1PS885B82	53	74ABT245	145	74AHC1G66	148	74AHCT00-Q100	119	74AHCT245A	145
2N7002BK	89	74ABT32	165	74AHC1G66-Q100	127	74AHCT02	164	74AHCT257	152
2N7002BKMB	89	74ABTH162245A	145	74AHC1G79	156	74AHCT02-Q100	119	74AHCT257-Q100	117
2N7002BKMS	89	74AHC00	162	74AHC1G79-Q100	130	74AHCT04	135	74AHCT273	156
2N7002BKW	89	74AHC00-Q100	119	74AHC1G86	162	74AHCT04-Q100	113	74AHCT273-Q100	117
2N7002CK	89	74AHC02	164	74AHC1G86-Q100	131	74AHCT04A	135	74AHCT2G00	163
2N700BKM	98	74AHC02-Q100	119	74AHC1GU04	135	74AHCT07A	135	74AHCT2G00-Q100	131
2PA1576Q	18	74AHC04	135	74AHC1GU04-Q100	128	74AHCT08	160	74AHCT2G08	160
2PA1576R	18	74AHC04-Q100	113	74AHC240-Q100	113	74AHCT08-Q100	119	74AHCT2G08-Q100	131
2PA1576S	18	74AHC08	160	74AHC244	135	74AHCT123A	159	74AHCT2G125	135
2PA1774QM	18	74AHC08-Q100	119	74AHC244-Q100	113	74AHCT123A-Q100	122	74AHCT2G125-Q100	128
2PA1774QMB	18	74AHC123A	159	74AHC244DGV-Q100	14,113	74AHCT125	135	74AHCT2G126	136
2PA1774RMB	18	74AHC123A-Q100	122	74AHC245	145	74AHCT125-Q100	113	74AHCT2G126-Q100	128
2PA1774SM	18	74AHC125	135	74AHC245-Q100	126	74AHCT126	135	74AHCT2G241	136
2PA1774SMB	18	74AHC125-Q100	113	74AHC257	152	74AHCT126-Q100	113	74AHCT2G241-Q100	128
2PB1219AQ	19	74AHC126	135	74AHC257-Q100	117	74AHCT132	142,162	74AHCT2G32	165
2PB1219AR	19	74AHC126-Q100	113	74AHC273	156	74AHCT132-Q100	123	74AHCT2G32-Q100	131
2PB1219AS	19	74AHC132	142,162	74AHC273-Q100	117	74AHCT138	151	74AHCT30	163
2PB709ARL	18	74AHC132-Q100	123	74AHC2G00	162	74AHCT138-Q100	116	74AHCT30-Q100	119
2PB709ART	18	74AHC138	151	74AHC2G00-Q100	131	74AHCT139	151	74AHCT32	165
2PB709ARW	18	74AHC138-Q100	116	74AHC2G08	162	74AHCT139-Q100	116	74AHCT32-Q100	119
2PB709ASL	18	74AHC139	151	74AHC2G08-Q100	131	74AHCT14	135,142	74AHCT374	156
2PB709ASW	18	74AHC139-Q100	116	74AHC2G125	135	74AHCT14-Q100	123	74AHCT374-Q100	117
2PB709BRL	18	74AHC14	135,142	74AHC2G125-Q100	128	74AHCT14A	135	74AHCT377	156
2PB709BSL	18	74AHC14-Q100	123	74AHC2G126	135	74AHCT157	152	74AHCT377-Q100	117
2PB710ARL	19	74AHC157	152	74AHC2G126-Q100	128	74AHCT157-Q100	117	74AHCT3G04	136
2PB710ASL	19	74AHC157-Q100	117	74AHC2G241	135	74AHCT164	152	74AHCT3G04-Q100	128
2PC4081Q	18	74AHC164	152	74AHC2G241-Q100	128	74AHCT164-Q100	124	74AHCT3G14	136,142
2PC4081R	18	74AHC164-Q100	124	74AHC2G32	165	74AHCT17A	135	74AHCT3G14-Q100	133
2PC4081S	18	74AHC1G00	162	74AHC2G32-Q100	131	74AHCT1G00	163	74AHCT541	136
2PC4617QM	18	74AHC1G00-Q100	131	74AHC30	163	74AHCT1G00-Q100	131	74AHCT541-Q100	113
2PC4617QMB	18	74AHC1G02	164	74AHC30-Q100	119	74AHCT1G02	164	74AHCT541A	136
2PC4617RM	18	74AHC1G02-Q100	131	74AHC32	165	74AHCT1G02-Q100	131	74AHCT573	154
2PC4617RMB	18	74AHC1G04	135	74AHC32-Q100	119	74AHCT1G04	164	74AHCT573-Q100	121
2PD1820AR	18	74AHC1G04-Q100	128	74AHC373	154	74AHCT1G04-Q100	131	74AHCT574	156
2PD1820AS	18	74AHC1G07-Q100	128	74AHC374	156	74AHCT1G08	160	74AHCT594	152
2PD601ARL	18	74AHC1G08	160	74AHC374-Q100	117	74AHCT1G08-Q100	131	74AHCT594-Q100	124
2PD601ART	18	74AHC1G08-Q100	131	74AHC377	156	74AHCT1G125	135	74AHCT595	152
2PD601ARW	18	74AHC1G09	160	74AHC377-Q100	117	74AHCT1G125-Q100	128	74AHCT595-Q100	124
2PD601ASL	18	74AHC1G09-Q100	131	74AHC3G04	135	74AHCT1G126	135	74AHCT74	156
2PD601ASW	18	74AHC1G125	135	74AHC3G04-Q100	128	74AHCT1G126-Q100	128	74AHCT74-Q100	117
2PD601BRL	18	74AHC1G125-Q100	128	74AHC3G14	135,142	74AHCT1G14	135,142	74AHCT86	162
2PD601BSL	18	74AHC1G126	135	74AHC3G14-Q100	133	74AHCT1G14-Q100	133	74AHCT86-Q100	119
2PD602AQL	18	74AHC1G126-Q100	128	74AHC3GU04	135	74AHCT1G17	135,142	74AHCU04	136
2PD602ARL	18	74AHC1G14	135,142	74AHC3GU04-Q100	128	74AHCT1G17-Q100	128	74AHCU04-Q100	113
		74AHC1G14-Q100	133	74AHC541	135	74AHCT1G32	165		
		74AHC1G17	135,142	74AHC541-Q100	113	74AHCT1G32-Q100	131		

Type number	Page Number	Type number	Page Number	Type number	Page Number	Type number	Page Number	Type number	Page Number
74AHCV07A	136	74ALVT162245	145	74AUP1G74-Q100	130	74AUP2G98	143,161	74AXP1G08	160
74AHCV14A	136	74ALVT16244	136	74AUP1G79	156	74AUP2GU04	137	74AXP1G09	160
74AHCV17A	136	74ALVT162821	156	74AUP1G80	156	74AUP2GU04-Q100	128	74AXP1G10	163
74AHCV244A	136	74ALVT162823	156	74AUP1G86	162	74AUP2GU04GM-Q100	14,128	74AXP1G11	160
74AHCV245A	142	74ALVT162827	136	74AUP1G86-Q100	131	74AUP3G04	137	74AXP1G125	137
74AHCV541A	142	74ALVT16373	154	74AUP1G885	161	74AUP3G0434	161	74AXP1G14	137
74ALVC00	163	74ALVT16821	156	74AUP1G97	142,161	74AUP3G14	137,143	74AXP1G157	152
74ALVC00-Q100	119	74ALVT16823	156	74AUP1G98	142,161	74AUP3G16	137	74AXP1G17	137,143
74ALVC02	164	74ALVT16827	136	74AUP1GU04	136	74AUP3G17	137,143	74AXP1G32	165
74ALVC04	136	74AUP1G00	163	74AUP1T00	146,163	74AUP3G3404	161	74AXP1G57	143,161
74ALVC08	160	74AUP1G00GW-Q100	14,131	74AUP1T02	146,164	74AVC16244	137	74AXP1G58	143,161
74ALVC125	136	74AUP1G02	164	74AUP1T04	136,146	74AVC16245	145	74AXP1G86	162
74ALVC125-Q100	113	74AUP1G02-Q100	131	74AUP1T08	146,160	74AVC16245-Q100	126	74AXP1G97	161
74ALVC14	136,142	74AUP1G04	136	74AUP1T14	136,146	74AVC16334A	154	74AXP1G98	143,161
74ALVC162334A	154	74AUP1G04-Q100	128	74AUP1T17	136,146	74AVC16373	154	74AXP1T125	147
74ALVC16244	136	74AUP1G06	136	74AUP1T32	146,165	74AVC16374	156	74AXP1T14	143,147
74ALVC16245	145	74AUP1G06-Q100	128	74AUP1T34	146	74AVC16374-Q100	117	74AXP1T32	147
74ALVC162834A	154	74AUP1G07	136	74AUP1T34-Q100	134	74AVC16834A	154	74AXP1T34	147
74ALVC162835A	154	74AUP1G07GW-Q100	14,128	74AUP1T34GM-Q100	14,134	74AVC16835A	154	74AXP1T57	143
74ALVC162836A	154	74AUP1G08	160	74AUP1T45	146	74AVC16836A	154	74AXP1T57-Q100	134
74ALVC164245	145	74AUP1G08-Q100	131	74AUP1T50	136	74AVC16T245	147	74AXP2G14	143
74ALVC164245-Q100	122	74AUP1G0832	161	74AUP1T57	146,161	74AVC16T245-Q100	122	74AXP2G17	137,143
74ALVC16834A	154	74AUP1G08GM-Q100	14,131	74AUP1T58	146,161	74AVC1T1004	147	74AXP2G34	137
74ALVC16835A	154	74AUP1G09	160	74AUP1T86	146,162	74AVC1T1022	147	74AXP2G3404	137
74ALVC16836A	154	74AUP1G09GW-Q100	14,131	74AUP1T87	146,162	74AVC1T45	147	74AXP2T08	147
74ALVC244	136	74AUP1G11	160	74AUP1T97	146,162	74AVC1T45-Q100	15,134	74AXP2T08-Q100	134
74ALVC245	145	74AUP1G125	136	74AUP1T98	146,161	74AVC1T45GS-Q100	15,134	74AXP2T3407	15,147
74ALVC32	165	74AUP1G125-Q100	128	74AUP1T98-Q100	131	74AVC1T8128	147	74AXP4T245	15,147
74ALVC32-Q100	120	74AUP1G125GM-Q100	14,128	74AUP1Z04	161	74AVC1T8832	147	74CB3Q3253	150
74ALVC373	154	74AUP1G125GS-Q100	14,128	74AUP1Z125	161	74AVC20T245	147	74CB3Q3257	14,150
74ALVC374	156	74AUP1G126	136	74AUP2G00	14,163	74AVC20T245-Q100	122	74CB3Q3257PW-Q100	14,116
74ALVC541	136	74AUP1G132	142,163	74AUP2G00DC-Q100	14,120	74AVC2T245	15,147	74CBTLV16211	150
74ALVC541-Q100	113	74AUP1G132GM-Q100	14,133	74AUP2G02	164	74AVC2T245GU-Q100	15,134	74CBTLV1G125	150
74ALVC541DGV-Q100	14,113	74AUP1G14	136,142	74AUP2G04	136	74AVC2T45	147	74CBTLV3125	150
74ALVC573	154	74AUP1G157	152	74AUP2G04-Q100	128	74AVC2T45-Q100	15,134	74CBTLV3125-Q100	116
74ALVC574	156	74AUP1G157GM-Q100	14,130	74AUP2G06	136	74AVC2T45GT-Q100	15,134	74CBTLV3126	150
74ALVC74	156	74AUP1G158	152	74AUP2G0604	161	74AVC32T245	147	74CBTLV3126-Q100	116
74ALVCH162244	136	74AUP1G16	136	74AUP2G07	137	74AVC4T245	147	74CBTLV3244	150
74ALVCH162245	145	74AUP1G17	142,156	74AUP2G08	160	74AVC4T245-Q100	14,122	74CBTLV3245	150
74ALVCH16244	136	74AUP1G175	156	74AUP2G125	137	74AVC4T245GU-Q100	14,122	74CBTLV3245-Q100	116
74ALVCH16245	145	74AUP1G175-Q100	130	74AUP2G126	137	74AVC4T3144	137,147	74CBTLV3253	150
74ALVCH162601	145	74AUP1G18	151	74AUP2G132	142,163	74AVC4T774	145,147	74CBTLV3253-Q100	116
74ALVCH162827	136	74AUP1G19	151	74AUP2G14	137,142	74AVC4TD245	147	74CBTLV3257	150
74ALVCH16373	154	74AUP1G240	136	74AUP2G157	152	74AVC8T245	147	74CBTLV3257-Q100	116
74ALVCH16374	156	74AUP1G32	165	74AUP2G16	137	74AVC8T245-Q100	122	74CBTLV3306	150
74ALVCH16500	145	74AUP1G32-Q100	131	74AUP2G17	137,142	74AVCH16244	137	74CBTLV3384	150
74ALVCH16501	145	74AUP1G3208	161	74AUP2G240	137	74AVCH16245	145	74CBTLV3861	150
74ALVCH16543	145	74AUP1G32GM-Q100	14,131	74AUP2G241	137	74AVCH16T245	147	74CBTLVD3244	150
74ALVCH16600	145	74AUP1G332	165	74AUP2G32	165	74AVCH1T45	147	74CBTLVD3245	150
74ALVCH16601	145	74AUP1G34	136	74AUP2G34	137	74AVCH1T45-Q100	134	74CBTLVD3245-Q100	116
74ALVCH16646	145	74AUP1G34-Q100	128	74AUP2G3404	161	74AVCH20T245	147	74CBTLVD3384	150
74ALVCH16652	145	74AUP1G373	154	74AUP2G3407	161	74AVCH2T45	147	74CBTLVD3861	150
74ALVCH16821	156	74AUP1G373-Q100	132	74AUP2G38	163	74AVCH4T245	147	74HC00	163
74ALVCH16823	156	74AUP1G374	156	74AUP2G57	161	74AVCH4T245-Q100	122	74HC00-Q100	120
74ALVCH16825	136	74AUP1G374-Q100	130	74AUP2G58	142,161	74AVCH8T245	147	74HC02	164
74ALVCH16827	136	74AUP1G38	163	74AUP2G79	156	74AXP1G00	163	74HC02-Q100	120
74ALVCH16841	154	74AUP1G386	162	74AUP2G79-Q100	130	74AXP1G02	164	74HC03	163
74ALVCH16843	154	74AUP1G57	142,161	74AUP2G80	156	74AXP1G04	137	74HC03-Q100	120
74ALVCH16952	145	74AUP1G58	142,161	74AUP2G86	162	74AXP1G06	137	74HC04	137
74ALVCH32973	154	74AUP1G74	156	74AUP2G97	142,161	74AXP1G07	137	74HC04-Q100	113

Index

Type number	Page Number	Type number	Page Number	Type number	Page Number	Type number	Page Number	Type number	Page Number
74HC05	137	74HC1G08	160	74HC2G66	148	74HC4066	148	74HCT03-Q100	120
74HC05-Q100	113	74HC1G08-Q100	131	74HC2G66-Q100	127	74HC4066-Q100	112	74HCT04	138
74HC08	160	74HC1G125	137	74HC2G86	162	74HC4067	148	74HCT04-Q100	113
74HC08-Q100	120	74HC1G125-Q100	128	74HC2G86-Q100	132	74HC4067-Q100	112	74HCT08	160
74HC10	163	74HC1G126	137	74HC2GU04	138	74HC4075	120	74HCT08-Q100	120
74HC10-Q100	118	74HC1G14	137,143	74HC2GU04-Q100	128	74HC4075-Q100	165	74HCT10	163
74HC107	156	74HC1G14-Q100	133	74HC30	163	74HC4094	153	74HCT10-Q100	120
74HC107-Q100	118	74HC1G32	165	74HC30-Q100	120	74HC4094-Q100	124	74HCT107	157
74HC109	156	74HC1G32-Q100	131	74HC32	165	74HC42	151	74HCT107-Q100	118
74HC109-Q100	118	74HC1G66	148	74HC32-Q100	120	74HC423	159	74HCT109	157
74HC11	160	74HC1G66-Q100	127	74HC365	138	74HC4316	148	74HCT109-Q100	118
74HC11-Q100	120	74HC1G86	162	74HC365-Q100	113	74HC4351	149	74HCT11	160
74HC112	156	74HC1G86-Q100	131	74HC366	138	74HC4511	151	74HCT11-Q100	120
74HC123	159	74HC1GU04	137	74HC366-Q100	113	74HC4514	151	74HCT112	157
74HC123-Q100	122	74HC1GU04-Q100	128	74HC368	138	74HC4515	151	74HCT123	159
74HC125	137	74HC20	163	74HC373	154	74HC4520	158	74HCT123-Q100	122
74HC125-Q100	113	74HC20-Q100	120	74HC373-Q100	121	74HC4520-Q100	115	74HCT125	138
74HC126	137	74HC21	160	74HC374	157	74HC4538	159	74HCT125-Q100	113
74HC126-Q100	113	74HC237	151	74HC377	157	74HC4538-Q100	122	74HCT126	138
74HC132	143,163	74HC237-Q100	116	74HC377-Q100	118	74HC4851	149	74HCT126-Q100	113
74HC132-Q100	123	74HC238	151	74HC390	158	74HC4851-Q100	112	74HCT132	163
74HC137	151	74HC238-Q100	116	74HC393	158	74HC4852	149	74HCT132-Q100	123
74HC138	151	74HC240	137	74HC393-Q100	115	74HC4852-Q100	112	74HCT138	151
74HC138-Q100	116	74HC240-Q100	113	74HC3G04	138	74HC540	138	74HCT138-Q100	116
74HC139	151	74HC241	137	74HC3G04-Q100	129	74HC540-Q100	113	74HCT139	151
74HC139-Q100	116	74HC244	137	74HC3G06	138	74HC541	138	74HCT139-Q100	116
74HC14	137	74HC244-Q100	113	74HC3G07	138	74HC541-Q100	113	74HCT14	138,143
74HC14-Q100	123	74HC245	145	74HC3G07-Q100	129	74HC5555	158	74HCT14-Q100	123
74HC151	152	74HC245-Q100	126	74HC3G14	128,143	74HC573	154	74HCT151	152
74HC151-Q100	117	74HC251	152	74HC3G14-Q100	133	74HC573-Q100	121	74HCT151-Q100	117
74HC153	152	74HC251-Q100	117	74HC3G16	138	74HC574	157	74HCT153	152
74HC153-Q100	117	74HC253	152	74HC3G34	138	74HC574-Q100	118	74HCT153-Q100	117
74HC154	151	74HC253-Q100	117	74HC3G34-Q100	129	74HC590	158	74HCT154	151
74HC157	152	74HC257	152	74HC3GU04	138	74HC594	153	74HCT157	152
74HC157-Q100	117	74HC257-Q100	117	74HC3GU04-Q100	128	74HC594-Q100	124	74HCT157-Q100	117
74HC158	152	74HC259	154	74HC4002	164	74HC595	153	74HCT161	158
74HC160	158	74HC259-Q100	121	74HC4002-Q100	120	74HC595-Q100	124	74HCT163	158
74HC161	158	74HC27	164	74HC40103	158	74HC597	153	74HCT163-Q100	115
74HC161-Q100	115	74HC27-Q100	120	74HC40105	158	74HC597-Q100	124	74HCT164	153
74HC163-Q100	115	74HC273	156	74HC4016	148	74HC6323	158	74HCT164-Q100	124
74HC164	153	74HC273-Q100	118	74HC4017	158	74HC688	166	74HCT165	153
74HC164-Q100	124	74HC280	166	74HC4017-Q100	115	74HC7014	138	74HCT165-Q100	124
74HC165	153	74HC2G00	163	74HC4020	158	74HC7014-Q100	123	74HCT166	153
74HC165-Q100	124	74HC2G00-Q100	131	74HC4020-Q100	115	74HC73	157	74HCT166-Q100	124
74HC166	153	74HC2G02	164	74HC4024	158	74HC74	157	74HCT173	157
74HC166-Q100	124	74HC2G02-Q100	131	74HC4024-Q100	115	74HC74-Q100	118	74HCT174	157
74HC173	156	74HC2G04	137	74HC4040	158	74HC75	154	74HCT174-Q100	118
74HC174	156	74HC2G04-Q100	129	74HC4040-Q100	115	74HC7540	138,143	74HCT175	157
74HC174-Q100	118	74HC2G08	160	74HC4046A	159	74HC7541	138,143	74HCT175-Q100	118
74HC175	156	74HC2G08-Q100	132	74HC4049	147	74HC7541-Q100	123	74HCT193	158
74HC175-Q100	118	74HC2G125	137	74HC4050	147	74HC85	166	74HCT193-Q100	115
74HC191	158	74HC2G125-Q100	129	74HC4050-Q100	122	74HC86	162	74HCT1G00	163
74HC193	158	74HC2G14	138,143	74HC4051	148	74HC86-Q100	120	74HCT1G00-Q100	131
74HC193-Q100	115	74HC2G14-Q100	133	74HC4051-Q100	112	74HC9114	138	74HCT1G02	164
74HC1G00	163	74HC2G17	138,143	74HC4052	148	74HC9115	138	74HCT1G02-Q100	131
74HC1G00-Q100	131	74HC2G17-Q100	133	74HC4052-Q100	112	74HCT00	163	74HCT1G04	138
74HC1G02	164	74HC2G32	165	74HC4053	148	74HCT00-Q100	120	74HCT1G04-Q100	128
74HC1G02-Q100	131	74HC2G32-Q100	132	74HC4053-Q100	112	74HCT02	164	74HCT1G08	160
74HC1G04	137	74HC2G34	138	74HC4060	158	74HCT02-Q100	120	74HCT1G08-Q100	131
74HC1G04-Q100	128	74HC2G34-Q100	129	74HC4060-Q100	115	74HCT03	163	74HCT1G125	138

Type number	Page Number	Type number	Page Number	Type number	Page Number	Type number	Page Number	Type number	Page Number
74HCT1G125-Q100	129	74HCT32-Q100	120	74HCT4852	149	74LV1T125	139,148	74LVC157A	152
74HCT1G126	138	74HCT365	138	74HCT4852-Q100	112	74LV1T126	139,148	74LVC157A-Q100	117
74HCT1G14	138,143	74HCT365-Q100	113	74HCT540	139	74LV1T32	148,165	74LVC161	159
74HCT1G14-Q100	133	74HCT366	138	74HCT540-Q100	113	74LV1T34	139,148	74LVC162244A	139
74HCT1G32	165	74HCT366-Q100	113	74HCT541	139	74LV1T86	148,162	74LVC162245A	145
74HCT1G32-Q100	131	74HCT367	138	74HCT541-Q100	114	74LV1T87	148,162	74LVC162245A-Q100	126
74HCT1G66	149	74HCT368	138	74HCT573	154	74LV244	139	74LVC162373A	154
74HCT1G66-Q100	127	74HCT373	154	74HCT573-Q100	121	74LV244-Q100	114	74LVC16240A	139
74HCT1G86	162	74HCT373-Q100	121	74HCT574	157	74LV244A	139	74LVC16240A-Q100	114
74HCT1G86-Q100	132	74HCT374	157	74HCT574-Q100	118	74LV244AT	139	74LVC16241A	139
74HCT20	163	74HCT377	157	74HCT594	153	74LV245	145	74LVC16244A	139
74HCT20-Q100	120	74HCT377-Q100	118	74HCT594-Q100	124	74LV245A	145	74LVC16244A-Q100	14,114
74HCT221	159	74HCT390	158	74HCT595	153	74LV245AT	145	74LVC16244ADGV-Q100	14,114
74HCT238	151	74HCT393	158	74HCT595-Q100	124	74LV32A	15,165	74LVC16245A	145
74HCT238-Q100	116	74HCT393-Q100	115	74HCT597	153	74LV365	139	74LVC16245ADGV-Q100	126
74HCT240	138	74HCT3G04	138	74HCT597-Q100	124	74LV393	158	74LVC163	159
74HCT240-Q100	113	74HCT3G04-Q100	129	74HCT6323	158	74LV393-Q100	115	74LVC16373A	154
74HCT241	138	74HCT3G06	139	74HCT688	166	74LV4020	158	74LVC16373A-Q100	14,121
74HCT244	138	74HCT3G07	139	74HCT74	157	74LV4051	149	74LVC16373ADGV-Q100	14,121
74HCT244-Q100	113	74HCT3G07-Q100	129	74HCT74-Q100	118	74LV4052	149	74LVC16374A	157
74HCT245	145	74HCT3G14	139,143	74HCT7540	139,143	74LV4052-Q100	112	74LVC16374A-Q100	119
74HCT245-Q100	126	74HCT3G14-Q100	133	74HCT7541	144	74LV4053	149	74LVC1G00	163
74HCT251	152	74HCT3G16	139	74HCT7541-Q100	123	74LV4053-Q100	112	74LVC1G00-Q100	132
74HCT251-Q100	117	74HCT3G34	139	74HCT85	166	74LV4060	158	74LVC1G02	164
74HCT253	152	74HCT3G34-Q100	129	74HCT86	162	74LV4060-Q100	112	74LVC1G02-Q100	132
74HCT253-Q100	117	74HCT4002	164	74HCT86-Q100	120	74LV4066	149	74LVC1G04	139
74HCT257	152	74HCT4017	158	74HCT9046A	159	74LV4094	153	74LVC1G04-Q100	129
74HCT257-Q100	117	74HCT4017-Q100	115	74HCT9114	139	74LV540A	139	74LVC1G06	139
74HCT259	154	74HCT4020	158	74HCU04	139	74LV541A	139	74LVC1G06-Q100	129
74HCT259-Q100	121	74HCT4020-Q100	115	74HCU04-Q100	114	74LV541AT	139	74LVC1G07	139
74HCT27	157,164	74HCT4040	158	74LV00	15,163	74LV7032A	15,144,165	74LVC1G07-Q100	14,129
74HCT27-Q100	118	74HCT4040-Q100	115	74LV00A	15,163	74LV74	157	74LVC1G07GS-Q100	14,129
74HCT273	157	74HCT4046A	159	74LV02	15,164	74LV74-Q100	118	74LVC1G08	160
74HCT273-Q100	118	74HCT4051	149	74LV02A	15,164	74LVC00A	163	74LVC1G08-Q100	14,132
74HCT280	166	74HCT4051-Q100	112	74LV03	163	74LVC00A-Q100	120	74LVC1G08GM-Q100	14,132
74HCT2G00	163	74HCT4052	149	74LV04	139	74LVC02A	164	74LVC1G10	163
74HCT2G00-Q100	131	74HCT4052-Q100	112	74LV04AT	139	74LVC02A-Q100	120	74LVC1G10-Q100	132
74HCT2G02	164	74HCT4053	149	74LV05A	139	74LVC04A	139	74LVC1G11	160
74HCT2G02-Q100	132	74HCT4053-Q100	112	74LV07A	139	74LVC04A-Q100	114	74LVC1G11-Q100	132
74HCT2G04	138	74HCT4060	158	74LV07AT	139	74LVC06A	139	74LVC1G123	159
74HCT2G04-Q100	129	74HCT4060-Q100	115	74LV08	160	74LVC06A-Q100	114	74LVC1G123-Q100	133
74HCT2G08	160	74HCT4066	149	74LV08-Q100	120	74LVC07A	139	74LVC1G125	140
74HCT2G08-Q100	132	74HCT4066-Q100	112	74LV08A	15,160	74LVC07A-Q100	114	74LVC1G125-Q100	14,129
74HCT2G125	138	74HCT4067	149	74LV123	159	74LVC08	160	74LVC1G125GM-Q100	14,129
74HCT2G125-Q100	129	74HCT4067-Q100	112	74LV132	163	74LVC08A-Q100	120	74LVC1G126	140
74HCT2G14	138,143	74HCT4075	165	74LV132-Q100	123	74LVC10A	163	74LVC1G126-Q100	129
74HCT2G14-Q100	133	74HCT4075-Q100	120	74LV138	151	74LVC11	160	74LVC1G14	140,144
74HCT2G17	138,143	74HCT4094	153	74LV14	139	74LVC11-Q100	120	74LVC1G14-Q100	14,133
74HCT2G17-Q100	133	74HCT4094-Q100	124	74LV14A	139	74LVC125A	139	74LVC1G14GM-Q100	14,133
74HCT2G32	165	74HCT423	159	74LV164	153	74LVC125A-Q100	114	74LVC1G157	152
74HCT2G32-Q100	132	74HCT4316	149	74LV164-Q100	124	74LVC126A	139	74LVC1G157-Q100	130
74HCT2G34	138	74HCT4351	149	74LV165	153	74LVC126A-Q100	114	74LVC1G16	140
74HCT2G34-Q100	129	74HCT4511	151	74LV165-Q100	124	74LVC132A	144,163	74LVC1G17	140,144
74HCT2G66	149	74HCT4514	151	74LV165A	153	74LVC132A-Q100	123	74LVC1G17-Q100	133
74HCT2G66-Q100	127	74HCT4520	158	74LV165A-Q100	125	74LVC138A	151	74LVC1G175	157
74HCT2G86	162	74HCT4520-Q100	115	74LV17A	139	74LVC138A-Q100	116	74LVC1G175-Q100	14,130
74HCT2G86-Q100	132	74HCT4538	159	74LV1T00	147,163	74LVC139	151	74LVC1G17GM-Q100	14,130
74HCT30	163	74HCT4538-Q100	112	74LV1T02	147,164	74LVC14A	139,144	74LVC1G18	151
74HCT30-Q100	120	74HCT4851	149	74LV1T04	139,147	74LVC14A-Q100	123	74LVC1G18-Q100	130
74HCT32	163	74HCT4851-Q100	112	74LV1T08	148,16			74LVC1G19	130

Index

Type number	Page Number	Type number	Page Number	Type number	Page Number	Type number	Page Number	Type number	Page Number
74LVC1G19-Q100	151	74LVC2G06	140	74LVC3G34-Q100	129	74LVT162245B	146	BAL74	46
74LVC1G27	14,164	74LVC2G06-Q100	129	74LVC3GU04	140	74LVT162373	155	BAL99	46
74LVC1G27GW-Q100	14,132	74LVC2G07	140	74LVC4066	149	74LVT162374	157	BAS101	48
74LVC1G3157	149	74LVC2G07-Q100	129	74LVC4066-Q100	112	74LVT16240A	141	BAS101S	48
74LVC1G3157-Q100	127	74LVC2G08	160	74LVC4245	148	74LVT16244B	141	BAS116	49
74LVC1G32	165	74LVC2G08-Q100	14,123	74LVC4245A	148	74LVT16245B	146	BAS116GW	49
74LVC1G32-Q100	132	74LVC2G08GS-Q100	14,132	74LVC4245A-Q100	122	74LVT16373A	155	BAS116H	49
74LVC1G332	165	74LVC2G125	140	74LVC4T3144-Q100	122	74LVT16374A	157	BAS116L	49
74LVC1G332-Q100	132	74LVC2G125-Q100	129	74LVC541A	140	74LVT16543A	146	BAS116QA	49
74LVC1G34	140	74LVC2G126	140	74LVC541A-Q100	114	74LVT2241	141	BAS16	47
74LVC1G34-Q100	129	74LVC2G126-Q100	129	74LVC573A	154	74LVT2244	141	BAS16GW	47
74LVC1G38	163	74LVC2G14	140,144	74LVC573A-Q100	119	74LVT2245	146	BAS16H	47
74LVC1G38-Q100	132	74LVC2G14-Q100	14,133	74LVC574A	157	74LVT240	141	BAS16J	47
74LVC1G384	149	74LVC2G14GM-Q100	14,133	74LVC594A-Q100	125	74LVT241	141	BAS16L	47
74LVC1G384-Q100	127	74LVC2G16	140	74LVC74A	157	74LVT244A	141	BAS16LD	47
74LVC1G386	162	74LVC2G17	140,144	74LVC74A-Q100	118	74LVT244A-Q100	114	BAS16QA	11,47
74LVC1G53	149	74LVC2G17-Q100	133	74LVC823A	157	74LVT244B	141	BAS16QB	11,47
74LVC1G53-Q100	127	74LVC2G240	140	74LVC823A-Q100	119	74LVT245	146	BAS16QC	11,47
74LVC1G57	144,161	74LVC2G240-Q100	129	74LVC827A	140	74LVT245B	146	BAS16VY	47
74LVC1G57-Q100	132	74LVC2G241	140	74LVC86	162	74LVT573	155	BAS16W	47
74LVC1G58	144,161	74LVC2G241-Q100	129	74LVC8T245	148	74LVT640	146	BAS20	48
74LVC1G58-Q100	132	74LVC2G3157	14,149	74LVC8T245-Q100	122	74LVTH125	141	BAS21	48
74LVC1G66	149	74LVC2G3157DP-Q100	14,127	74LVC8T595	148,153	74LVTH16244B	141	BAS21AVD	48
74LVC1G66-Q100	127	74LVC2G32	165	74LVC8T595	148,153	74LVTH16245B	141	BAS21AW	48
74LVC1G74	157	74LVC2G32-Q100	132	74LVCH162244A	140	74LVTH16374A	157	BAS21GW	48
74LVC1G74-Q100	130	74LVC2G34	140	74LVCH162245A	145	74LVTH2245	146	BAS21H	48
74LVC1G79	157	74LVC2G34-Q100	132	74LVCH162373A	154	74LVTH244A	141	BAS21J	48
74LVC1G79-Q100	130	74LVC2G38	163	74LVCH162374A	157	74LVTH244A-Q100	114	BAS21PG	48
74LVC1G80	157	74LVC2G53	149	74LVCH16244A	140	74LVTH244B	141	BAS21SW	48
74LVC1G80-Q100	130	74LVC2G66	149	74LVCH16244A-Q100	114	74LVTH244B	141	BAS21VD	48
74LVC1G86	162	74LVC2G66-Q100	127	74LVCH16245A	14,145	74LVTN16244B	141	BAS21W	48
74LVC1G86-Q100	132	74LVC2G74	157	74LVCH16245A-Q100	14,126	74LVTN16245B	146	BAS28	46
74LVC1G97	14,132	74LVC2G74-Q100	130	74LVCH16373A	154	74VHC02	164	BAS29	49
74LVC1G97GW-Q100	14,132	74LVC2G86	162	74LVCH16373A-Q100	121	74VHC02-Q100	120	BAS31	49
74LVC1G98	144,161	74LVC2G86-Q100	132	74LVCH16373ADGV-Q100	14,121	74VHC08	160	BAS316	47
74LVC1G99	144,161	74LVC2GU04	140	74LVCH16374A	157	74VHC125	141	BAS321	48
74LVC1GU04	140	74LVC2GU04-Q100	129	74LVCH16374A-Q100	119	74VHC126	141	BAS321J	48
74LVC1GU04-Q100	129	74LVC2T45	148	74LVCH16541A	140	74VHC126-Q100	114	BAS32L	46
74LVC1GX04	161	74LVC2T45-Q100	15,134	74LVCH16541A	140	74VHC14	141,144	BAS32L	46
74LVC1GX04-Q100	132	74LVC2T45GS-Q100	15,134	74LVCH1T45	148	74VHC244	141	BAS35	49
74LVC1T45	148	74LVC2T45GT-Q100	15,134	74LVCH1T45-Q100	134	74VHC245	146	BAS40	52
74LVC1T45-Q100	15,134	74LVC30A	163	74LVCH244A	140	74VHC32	165	BAS40-04	52
74LVC1T45GM-Q100	15,134	74LVC32245A	145	74LVCH244A-Q100	114	74VHC32-Q100	121	BAS40-04W	53
74LVC2244A	140	74LVC32A	165	74LVCH245A	145	74VHC541	141	BAS40-05	52
74LVC2245A	145	74LVC32A-Q100	120	74LVCH245A-Q100	126	74VHC541-Q100	114	BAS40-05W	53
74LVC240A	140	74LVC373A	154	74LVCH2T45	148	74VHC595-Q100	125	BAS40-06	52
74LVC244A	140	74LVC373A-Q100	121	74LVCH2T45-Q100	134	74VHCT02	164	BAS40-06W	53
74LVC244A-Q100	114	74LVC374A	157	74LVCH8T245	148	74VHCT02-Q100	121	BAS40-07	52
74LVC245A	145	74LVC374A-Q100	118	74LVCH8T245-Q100	122	74VHCT08	160	BAS40H	53
74LVC245A-Q100	126	74LVC377	157	74LVCU04A	140	74VHCT08-Q100	121	BAS40W	53
74LVC257A	152	74LVC3G04	140	74LVCU04A-Q100	114	74VHCT125	141	BAS416	49
74LVC273	157	74LVC3G04-Q100	129	74LVCV2G66	149	74VHCT126	141	BAS45A	49
74LVC273-Q100	118	74LVC3G06	140	74LVT02	164	74VHCT126-Q100	114	BAS45AL	49
74LVC2G00	163	74LVC3G07	140	74LVT04	140	74VHCT14	141	BAS516	47
74LVC2G00-Q100	132	74LVC3G07-Q100	129	74LVT04-Q100	114	74VHCT244	141	BAS521	48
74LVC2G02	164	74LVC3G14	140,144	74LVT08	160	74VHCT245	146	BAS521B	48
74LVC2G02-Q100	132	74LVC3G16	140	74LVT125	140	74VHCT32	165	BAS56	49
74LVC2G04	140	74LVC3G17	140,144	74LVT126	140	74VHCT32-Q100	121	BAS70	52
74LVC2G04-Q100	14,129	74LVC3G17-Q100	133	74LVT14	140,144	74VHCT541	141	BAS70-04	52
74LVC2G04GS-Q100	14,129	74LVC3G34	140	74LVT162240A	140	74VHCT541-Q100	114	BAS70-04W	53
				74LVT162244B	140	74VHCT595-Q100	125	BAS70-05	52

Type number	Page Number	Type number	Page Number	Type number	Page Number	Type number	Page Number	Type number	Page Number
BAS70-05W	53	BAV70M	47	BC806-16W /-25W	10,19	BC847AQB / BQB / CQB	10,18	BC857W	18
BAS70-06	52	BAV70QA	47	BC807	18	BC847AQC / BQC / CQC	10,18	BC858B	18
BAS70-06W	53	BAV70S	47	BC807-16	18	BC847AW	18	BC858W	18
BAS70-07	52	BAV70SRA	47	BC807-16H	21	BC847BM	18	BC859B	24
BAS70H	53	BAV70W	47	BC807-16QB/25QB/40QB	10,18	BC847BMB	18	BC859BW	24
BAS70W	53	BAV74	46	BC807-16W	18	BC847BPN	19	BC859C	24
BAS716	49	BAV756S	46	BC807-25	18	BC847BQA	18	BC859CW	24
BAS85	52	BAV99	47	BC807-25H	21	BC847BS	19	BC860B	24
BAS86	52	BAV99QA	47	BC807-25QA	18	BC847BW	18	BC860BW	24
BAT120A	58	BAV99S	47	BC807-25W	18	BC847CM	18	BC860C	24
BAT120C	58	BAV99W	47	BC807-40	18	BC847CMB	18	BC860CW	24
BAT120S	58	BAW101	48	BC807-40H	21	BC847CQA	18	BC868	21
BAT160A	58	BAW101S	48	BC807-40QA	18	BC847CW	18	BC868-25	21
BAT160C	58	BAW156	49	BC807-40W	18	BC847DS	19	BC869	21
BAT160S	58	BAW56	46	BC807DS	19	BC847QAPN	19	BC869-16	21
BAT165A	57	BAW56M	46	BC807K-16	19	BC847QAS	19	BC869-25	21
BAT17	53	BAW56QA	46	BC807K-25	19	BC847RA	19	BCM53DS	25
BAT46GW	52	BAW56S	46	BC807K-40	19	BC847RAPN	19	BCM56DS	25
BAT46WH	53	BAW56SRA	46	BC807RA	19	BC847W	18	BCM61B	25
BAT54	53	BAW56W	46	BC807W	18	BC848B	18	BCM62B	25
BAT54A	52	BC51-10PA	21	BC816	18	BC848W	18	BCM846BS	25
BAT54AW	53	BC51-10PAS	21	BC816-16 /-25	10,18	BC849B	24	BCM847BS	25
BAT54C	52	BC51-16PA	21	BC816-16W /-25W	10,18	BC849BW	24	BCM847DS	25
BAT54CW	53	BC51PA	21	BC816W	18	BC849C	24	BCM847QAS	25
BAT54GW	52	BC51PAS	21	BC817	18	BC849CW	24	BCM856DS	25
BAT54H	53	BC52-10PA	21	BC817-16QB/25QB/40QB	10,18	BC850B	24	BCM857DS	25
BAT54S	52	BC52-10PAS	21	BC817-16QC/25QC/40QC	10,18	BC850BW	24	BCM857QAS	25
BAT54SW	53	BC52-16PA	21	BC817-25QA	18	BC850C	24	BCP51	21
BAT54W	53	BC52PA	21	BC817-40QA	18	BC850CW	24	BCP51-10	21
BAT720	57	BC52PAS	21	BC817DPN	19	BC856	18	BCP51T/-10T/-16T	10,21
BAT721	52	BC53-10PA	21	BC817DS	19	BC856A	18	BCP52	21
BAT721A	52	BC53-10PAS	21	BC817K-16	19	BC856AW	18	BCP52-10	21
BAT721C	52	BC53-16PA	21	BC817K-16H	21	BC856B	18	BCP52-16	21
BAT721S	52	BC53PA	21	BC817K-25	19	BC856BM	18	BCP52T/-10T/-16T	10,21
BAT74	52	BC53PAS	21	BC817K-25H	21	BC856BMB	18	BCP53	21
BAT754	52	BC54-10PA	21	BC817K-40	19	BC856BS	19	BCP53-10	21
BAT754A	52	BC54-10PAS	21	BC817K-40H	21	BC856BW	18	BCP53-10H	21
BAT754C	52	BC54-16PA	21	BC817RA	19	BC856S	19	BCP53-16	21
BAT754S	52	BC54PA	21	BC817RAPN	19	BC856W	18	BCP53-16H	21
BAT760	58	BC54PAS	21	BC817W	18	BC857	18	BCP53H	21
BAT85	52	BC55-10PA	21	BC825	18	BC857A	18	BCP53T/-10T/-16T	10,21
BAT854AW	53	BC55-10PAS	21	BC825W	18	BC857AM	18	BCP54	21
BAT854CW	53	BC55-16PA	21	BC840	18	BC857AMB	18	BCP54-10	21
BAT854SW	53	BC55PA	21	BC840W	18	BC857AQA	18	BCP54-16	21
BAT854W	53	BC55PAS	21	BC846	18	BC857AQB / BQB / CQB	10,18	BCP54T/-10T/-16T	10,21
BAT86	52	BC56-10PA	21	BC846A	18	BC857AQC / BQC / CQC	10,18	BCP55	21
BAV102	48	BC56-10PAS	21	BC846AW	18	BC857AW	18	BCP55-10	21
BAV103	48	BC56-16PA	21	BC846B	18	BC857B	18	BCP55-16	21
BAV170	49	BC569-16PAS	21	BC846BM	18	BC857BM	18	BCP55T/-10T/-6T	21
BAV170M	49	BC56PA	21	BC846BMB	18	BC857BMB	18	BCP56	21
BAV170QA	49	BC56PAS	21	BC846BPN	19	BC857BQA	18	BCP56-10	21
BAV199	49	BC68-25PA	21	BC846BS	19	BC857BS	19	BCP56-10H	21
BAV199W	49	BC68-25PAS	21	BC846DS	19	BC857BW	18	BCP56-16	21
BAV21QA	48	BC68PA	21	BC846S	19	BC857C	18	BCP56-16H	21
BAV23	48	BC68PAS	21	BC846W	18	BC857CM	18	BCP56H	21
BAV23A	48	BC69-16PA	21	BC847	18	BC857CMB	18	BCP56T/-10T/-16T	10,21
BAV23C	48	BC69-25PA	21	BC847A	18	BC857CQA	18	BCP68	21
BAV23QA	48	BC69PA	21	BC847AM	18	BC857CW	18	BCP68-25	21
BAV23S	48	BC69PAS	21	BC847AMB	18	BC857QAS	19	BCP69	21
BAV70	47	BC806-16 /-25	10,19	BC847AQA	18	BC857RA	19	BCP69-16	21

Index

Type number	Page Number	Type number	Page Number	Type number	Page Number	Type number	Page Number	Type number	Page Number
BCP69-25	21	BCX54	21	BSS138AKA	89	BUK766R0-60E	81	BUK7M8R5-40H	12,80
BCV26	24	BCX54-10	21	BSS138BK	89	BUK7675-55A	81	BUK7M9R5-40H	12,80
BCV27	24	BCX54-16	21	BSS138BKS	89	BUK768R1-100E	84	BUK7M9R9-60E	82
BCV28	24	BCX54T/-10T/-16T	10,21	BSS138BKW	89	BUK768R1-40E	79	BUK7S0R7-40H	12,79
BCV29	24	BCX55	21	BSS138P	89	BUK768R3-60E	81	BUK7S0R9-40H	12,79
BCV46	24	BCX55-10	21	BSS138PS	89	BUK769R6-80E	83	BUK7S1R0-40H	12,79
BCV47	24	BCX55-16	21	BSS138PW	89	BUK78150-55A/CU	82	BUK7S1R5-40H	12,79
BCV48	24	BCX55T/-10T/-16T	10,21	BSS63	18	BUK7880-55A/CU	82	BUK7Y113-100E	84
BCV49	24	BCX56	21	BSS84AK	89	BUK7D25-40E	87	BUK7Y12-100E	84
BCV61	25	BCX56-10	21	BSS84AKM	89	BUK7E1R8-40E	79	BUK7Y12-40E	79
BCV61A	25	BCX56-16	21	BSS84AKMB	98	BUK7E1R9-40E	79	BUK7Y14-80E	83
BCV61B	25	BCX56T/-10T/-16T	10,21	BSS84AKS	107	BUK7E2R6-60E	81	BUK7Y15-100E	84
BCV61C	25	BCX70G	18	BSS84AKW	89	BUK7E3R5-60E	81	BUK7Y15-60E	82
BCV62	25	BCX70H	18	BST39	22	BUK7E4R6-60E	81	BUK7Y153-100E	84
BCV62A	25	BCX70J	18	BST50	24	BUK7E8R3-40E	79	BUK7Y19-100E	84
BCV62B	25	BCX70K	18	BST51	24	BUK7J1R0-40H	79	BUK7Y1R4-40H	79
BCV62C	25	BCX71H	18	BST52	24	BUK7J1R4-40H	79	BUK7Y1R7-40H	79
BCV63	24	BCX71J	18	BST60	24	BUK7K12-60E	82	BUK7Y20-30B	78
BCV63B	24	BCX71K	18	BST61	24	BUK7K13-60E	82	BUK7Y21-40E	79
BCV64B	24	BF550	26	BST62	24	BUK7K134-100E	85	BUK7Y22-100E	84
BCV65	26	BF570	26	BUK6D120-40E	87	BUK7K15-80E	83	BUK7Y25-60E	82
BCV71	18	BF620	22	BUK6D120-60P	87	BUK7K17-60E	82	BUK7Y25-80E	83
BCV72	18	BF621	22	BUK6D125-60E	87	BUK7K17-80E	83	BUK7Y29-40E	79
BCW29	18	BF622	22	BUK6D210-60E	12,87	BUK7K18-40E	80	BUK7Y2R0-40H	79
BCW30	18	BF623	22	BUK6D22-30E	12,87	BUK7K23-80E	83	BUK7Y2R5-40H	79
BCW31	18	BF720	22	BUK6D23-40E	87	BUK7K25-40E	80	BUK7Y38-100E	84
BCW32	18	BF722	22	BUK6D230-80E	87	BUK7K29-100E	85	BUK7Y3R0-40H	79
BCW33	18	BF723	22	BUK6D30-40E	12,87	BUK7K32-100E	85	BUK7Y3R5-40E	79
BCW60B	18	BF820	22	BUK6D335-100E	87	BUK7K35-60E	82	BUK7Y3R5-40H	79
BCW60C	18	BF820W	22	BUK6D38-30E	12,87	BUK7K45-100E	85	BUK7Y41-80E	83
BCW60D	18	BF821	22	BUK6D43-40P	87	BUK7K52-60E	82	BUK7Y43-60E	82
BCW61B	18	BF822	22	BUK6D56-60E	12,87	BUK7K5R1-30E	78	BUK7Y4R4-40E	79
BCW61C	18	BF823	22	BUK6D72-30E	12,87	BUK7K5R6-30E	78	BUK7Y4R8-60E	82
BCW61D	18	BF824	26	BUK6Y19-30P	12,85	BUK7K6R2-40E	80	BUK7Y59-60E	82
BCW66F	18	BF824W	26	BUK6Y33-60P	12,85	BUK7K6R8-40E	80	BUK7Y65-100E	84
BCW66G	18	BF840	26	BUK6Y61-60P	12,85	BUK7K89-100E	85	BUK7Y6R0-60E	82
BCW66H	18	BFS19	26	BUK753R1-40E	79	BUK7K8R7-40E	80	BUK7Y72-80E	83
BCW68F	19	BFS20	26	BUK755R4-100E	84	BUK7M10-40E	80	BUK7Y7R2-60E	82
BCW68G	19	BFS20W	26	BUK758R3-40E	79	BUK7M11-40H	12,80	BUK7Y7R6-40E	79
BCW68H	19	BSH111BK	103	BUK7610-55AL	81	BUK7M12-40E	80	BUK7Y7R8-80E	83
BCW69	18	BSH205G2	105	BUK7613-100E	84	BUK7M12-60E	82	BUK7Y8R7-60E	82
BCW70	18	BSN20BK	103	BUK7613-60E	81	BUK7M15-40H	12,80	BUK7Y98-80E	83
BCW71	18	BSP19	22	BUK7613-75B	83	BUK7M15-60E	82	BUK7Y9R9-80E	83
BCW72	18	BSP31	21	BUK761R6-40E	79	BUK7M17-80E	83	BUK954R8-60E	81
BCW89	18	BSP32	21	BUK761R7-40E	79	BUK7M19-60E	82	BUK9611-80E	83
BCX17	18	BSP41	21	BUK7620-55A	81	BUK7M20-40H	12,80	BUK9614-60E	81
BCX18	18	BSP43	21	BUK762R0-40E	79	BUK7M21-40E	80	BUK9615-100E	84
BCX19	18	BSP50	24	BUK762R4-60E	81	BUK7M22-80E	83	BUK9616-75B	83
BCX51	21	BSP51	24	BUK762R6-40E	79	BUK7M27-80E	83	BUK961R6-40E	79
BCX51-10	21	BSP52	24	BUK762R6-60E	81	BUK7M33-60E	82	BUK9620-55A	81
BCX51-16	21	BSP60	24	BUK7631-100E	84	BUK7M3R3-40H	12,80	BUK9624-55A	81
BCX51T/-10T/-16T	10,21	BSP61	24	BUK7635-55A	81	BUK7M42-60E	82	BUK962R5-60E	81
BCX52	21	BSP62	24	BUK763R1-60E	81	BUK7M45-40E	80	BUK962R6-40E	79
BCX52-10	21	BSR14	20	BUK763R8-80E	83	BUK7M4R3-40H	12,80	BUK962R8-60E	81
BCX52-16	21	BSR16	20	BUK763R9-60E	81	BUK7M5R0-40H	12,80	BUK9635-55A	81
BCX52T/-10T/-16T	10,21	BSR19A	22	BUK764R0-40E	79	BUK7M67-60E	82	BUK9637-100E	84
BCX53	21	BSR30	21	BUK764R2-80E	83	BUK7M6R0-40H	12,80	BUK963R1-40E	79
BCX53-10	21	BSR33	21	BUK764R4-60E	81	BUK7M6R3-40E	80	BUK963R3-60E	81
BCX53-16	21	BSR41	21	BUK765R0-100E	84	BUK7M6R7-40H	12,80	BUK964R1-40E	79
BCX53T/-10T/-16T	10,21	BSR43	21	BUK765R3-40E	79	BUK7M8R0-40Ex	80	BUK964R2-60E	81

Type number	Page Number	Type number	Page Number	Type number	Page Number	Type number	Page Number	Type number	Page Number
BUK964R2-80E	83	BUK9M5R0-40H	12,82	BZX384 series	44	HEF4051B	149	MJD44H11	10,22
BUK964R7-80E	83	BUK9M5R2-30E	78	BZX585 series	44	HEF4051B-Q100	112	MJD44H11A	10,22
BUK964R8-60E	81	BUK9M6R0-40H	12,80	BZX79 series	44	HEF4052B	149	MJD45H11	10,22
BUK965R4-40E	79	BUK9M6R6-30E	78	BZX84 series	44	HEF4052B-Q100	112	MJD45H11A	10,22
BUK965R8-100E	84	BUK9M6R7-40H	12,80	BZX84J series	44	HEF4053B	149	MMBT2222A	20
BUK966R5-60E	81	BUK9M7R2-40E	80	BZX884 series	44	HEF4053B-Q100	112	MMBT3904	20
BUK9675-100A	84	BUK9M85-60E	82	CBT16210	44	HEF4060B	159	MMBT3906	20
BUK9675-55A	81	BUK9M8R5-40H	12,80	CBT3125	150	HEF4060B-Q100	115	MMBZ10VAL	64
BUK969R0-60E	81	BUK9M9R1-40E	80	CBT3244A	150	HEF4066B	149	MMBZ12VAL	64
BUK969R3-100E	84	BUK9M9R5-40H	12,80	CBT3245A	150	HEF4066B-Q100	112	MMBZ12VDL	64
BUK98150-55A/CU	82	BUK9Y07-30B	78	CBT3245A-Q100	116	HEF4067B	149	MMBZ15VAL	64
BUK98180-100A/CU	85	BUK9Y107-80E	83	CBT3251	150	HEF4067B-Q100	112	MMBZ15VDL	64
BUK9832-55A/CU	82	BUK9Y11-80E	83	CBT3253	150	HEF4069UB	141	MMBZ16VAL	64
BUK9875-100A/CU	85	BUK9Y113-100E	84	CBT3253A	150	HEF4069UB-Q100	114	MMBZ16VTAL	64
BUK9880-55A/CU	82	BUK9Y12-100E	84	CBT3257A	150	HEF4070B	162	MMBZ18VAL	64
BUK9D23-40E	86	BUK9Y12-40E	79	CBT3306	150	HEF4070B-Q100	121	MMBZ18VCL	64
BUK9J0R9-40H	79	BUK9Y14-80E	83	CBT3306-Q100	127	HEF4071B	165	MMBZ20VAL	64
BUK9K12-60E	82	BUK9Y15-100E	84	CBT3861	150	HEF4073B	160	MMBZ20VCL	64
BUK9K13-60E	82	BUK9Y153-100E	84	CBTD16210	150	HEF4077	162	MMBZ27VAL	64
BUK9K134-100E	85	BUK9Y19-100E	84	CBTD3306	150	HEF4081B	160	MMBZ27VCL	64
BUK9K18-40E	80	BUK9Y1R3-40H	79	CBTD3384	150	HEF4081B-Q100	121	MMBZ33VAL	64
BUK9K20-80E	83	BUK9Y1R6-40H	79	CBTD3861	150	HEF4082B	160	MMBZ33VCL	64
BUK9K22-80E	83	BUK9Y1R9-40H	79	HEF4000	167	HEF4082B-Q100	121	MMBZ5V6AL	64
BUK9K25-40E	80	BUK9Y21-40E	79	HEF4001B	164	HEF4093B	163	MMBZ6V2AL	64
BUK9K29-100E	85	BUK9Y22-100E	84	HEF4001B-Q100	121	HEF4094B-Q100	125	MMBZ6V8AL	64
BUK9K30-80E	83	BUK9Y22-30B	78	HEF4002B	164	HEF4104B	148	MMBZ9V1AL	64
BUK9K32-100E	85	BUK9Y25-60E	82	HEF4007UB	161	HEF4104B-Q100	122	NCR401T	23
BUK9K35-60E	82	BUK9Y25-80E	83	HEF40098B	141	HEF4518B	159	NCR401U	23
BUK9K45-100E	85	BUK9Y29-40E	79	HEF40106B	144	HEF4520B	159	NCR402T	23
BUK9K52-60E	82	BUK9Y2R4-40H	79	HEF40106B-Q100	123	HEF4520B-Q100	115	NCR402U	23
BUK9K5R1-30E	78	BUK9Y2R8-40H	79	HEF4011B	163	HEF4521B	159	NCR405U	23
BUK9K5R6-30E	78	BUK9Y38-100E	84	HEF4011B-Q100	121	HEF4528B	122	NMB2227A	20
BUK9K6R2-40E	80	BUK9Y3R0-40E	79	HEF4013B	157	HEF4528B-Q100	159	NPIC6C4894	153
BUK9K6R8-40E	80	BUK9Y3R5-40E	79	HEF4013B-Q100	119	HEF4538B	159	NPIC6C4894-Q100	125
BUK9K89-100E	85	BUK9Y41-80E	83	HEF4014B-Q100	125	HEF4538B-Q100	122	NPIC6C595	153
BUK9K8R7-40E	80	BUK9Y43-60E	82	HEF4016B	149	HEF4541B	159	NPIC6C595-Q100	125
BUK9M10-30E	78	BUK9Y4R4-40E	79	HEF40175B	157	HEF4541B-Q100	115	NPIC6C596	153
BUK9M11-40E	80	BUK9Y4R8-60E	82	HEF4017B	159	HEF4543B	151	NPIC6C596-Q100	125
BUK9M11-40H	12,80	BUK9Y59-60E	82	HEF4017B-Q100	115	HEF4555B	151	NPIC6C596A	153
BUK9M12-60E	82	BUK9Y65-100E	84	HEF4020B	159	HEF4555B-Q100	116	NPIC6C596A-Q100	125
BUK9M120-100E	85	BUK9Y6R0-60E	82	HEF4020B-Q100	115	HEF4794B	153	NUP1301	68
BUK9M14-40E	80	BUK9Y72-80E	83	HEF4021B-Q100	115	HEF4794B-Q100	125	NUP1301QA	68
BUK9M15-40H	12,80	BUK9Y7R2-60E	82	HEF40244B	141	HEF4894B	153	NUP1301U	68
BUK9M15-60E	82	BUK9Y7R6-40E	79	HEF4024B	159	HEF4894B-Q100	125	NX138AK	103
BUK9M156-100E	85	BUK9Y8R5-80E	83	HEF4027B	157	IP3319CX6	73,174	NX138AKS	107
BUK9M17-30E	78	BUK9Y8R7-60E	82	HEF4027B-Q100	119	IP4220CZ6	68	NX138BK	103
BUK9M19-60E	82	BZA408B	72	HEF4028B	151	IP4251CZ16-8-TTL	73	NX138BKS	107
BUK9M20-40H	12,80	BZA420A	72	HEF4030	162	IP4252CZ16-8-TTL	73	NX138BKW	103
BUK9M23-80E	83	BZA456A	72	HEF4030B-Q100	121	IP4252CZ8-4-TTL	73	NX2301P	87,105
BUK9M24-40E	80	BZA856A	72	HEF40373B	162	IP4254CZ16-8-TTL	73	NX3008CBKS	88,106
BUK9M24-60E	82	BZB100A	44	HEF4040B	159	IP4254CZ8-4-TTL	73	NX3008NBK	89,103
BUK9M28-80E	83	BZB784 series	44	HEF4040B-Q100	115	IP4283CZ10-TBR	68	NX3008NBKS	89
BUK9M34-100E	85	BZB84 series	44	HEF4043B	159	IP4294CZ10-TBR	68	NX3008NBKW	89
BUK9M35-80E	83	BZT52 series	44	HEF4043B-Q100	115	LSF0108	15,148	NX3008PBK	89
BUK9M3R3-40H	12,80	BZT52H series	44	HEF4046B	159	LSF0108BQ-Q100	14,122	NX3008PBKS	89
BUK9M42-60E	82	BZV49 series	44	HEF4047B	159	LSF0108PW-Q100	14,122	NX3008PBKW	89
BUK9M43-100E	85	BZV55 series	44	HEF4049B	141	MJD31C	10,22	NX3020NAK	103
BUK9M4R3-40H	12,80	BZV85 series	44	HEF4049B-Q100	114	MJD31CA	10,22	NX3020NAKS	107
BUK9M52-40E	80	BZV90 series	44	HEF4050B	141	MJD32C	10,22	NX3020NAKW	103
BUK9M53-60E	80	BZX100A	44	HEF4050B-Q100	114	MJD32CA	22	NX7002AK	103

Index

Type number	Page Number	Type number	Page Number	Type number	Page Number	Type number	Page Number	Type number	Page Number
NX7002AKS	107	PBLS4002D	32	PBSS305PZ	29	PBSS4260PANS	31	PBSS5350Z	29
NX7002AKW	103	PBLS4002Y	32	PBSS306NX	27	PBSS4260QA	28	PBSS5360PAS	29
NX7002BK	103	PBLS4003D	32	PBSS306NZ	27	PBSS4320T	28	PBSS5360X	29
NX7002BKH	98	PBLS4003Y	32	PBSS306PX	29	PBSS4320X	27	PBSS5360Z	29
NX7002BKM	98,103	PBLS4004D	32	PBSS306PZ	29	PBSS4330PA	27	PBSS5480X	29
NX7002BKMB	98,103	PBLS4004Y	32	PBSS3515M	30	PBSS4330PAS	27	PBSS5520X	29
NX7002BKS	107	PBLS4005D	32	PBSS3515MB	30	PBSS4330X	27	PBSS5540X	29
NX7002BKW	103	PBLS4005Y	32	PBSS3540M	30	PBSS4350D	27	PBSS5540Z	29
NX7002BKXB	99,107	PBLS6001D	32	PBSS3540MB	30	PBSS4350T	28	PBSS5560PA	29
NXB0104	15,148	PBLS6002D	32	PBSS4021NT	28	PBSS4350X	27	PBSS5580PA	29
NXB0104GU-Q100	14,122	PBLS6003D	32	PBSS4021NX	27	PBSS4350Z	27	PBSS5612PA	29
NXP3875G	18	PBLS6004D	32	PBSS4021NZ	27	PBSS4360PAS	27	PBSS5620PA	29
NXP3875Y	18	PBLS6005D	32	PBSS4021PT	30	PBSS4360X	27	PBSS5630PA	29
NXS0104	15,148	PBLS6021D	32	PBSS4021PX	29	PBSS4360Z	27	PBSS8110D	29
NXS0104GU-Q100	14,122	PBLS6022D	32	PBSS4021PZ	29	PBSS4480X	27	PBSS8110T	27
NZH series	44	PBLS6023D	32	PBSS4032ND 3)	27	PBSS4520X	27	PBSS8110X	28
NZX series	44	PBLS6024D	32	PBSS4032NT 3)	28	PBSS4540X	27	PBSS8110Y	27
PBHV2160Z	33	PBRN113ET	33	PBSS4032NX 3)	27	PBSS4540Z	27	PBSS8110Z	28
PBHV3160Z	33	PBRN113ZT	33	PBSS4032NZ 3)	27	PBSS4560PA	27	PBSS8510PA	27
PBHV8115T	33	PBRN123ET	33	PBSS4032PD 3)	29	PBSS4580PA	27	PBSS9110D	27
PBHV8115TLH	33	PBRN123YT	33	PBSS4032PT	30	PBSS4612PA	27	PBSS9110T	29
PBHV8115X	33	PBRP113ET	33	PBSS4032PX 3)	29	PBSS4620PA	27	PBSS9110X	30
PBHV8115Z	33	PBRP113ZT	33	PBSS4032PZ 3)	29	PBSS4630PA	27	PBSS9110Y	29
PBHV8118T	33	PBRP123ET	33	PBSS4041NT	28	PBSS5112PAP	31	PBSS9110Z	30
PBHV8140Z	33	PBRP123YT	33	PBSS4041NX	27	PBSS5120T	30	PBSS9410PA	29
PBHV8215Z	33	PBSM5240PF	34	PBSS4041NZ	27	PBSS5130PAP	31	PCMF1HDMI2S	29
PBHV8515QA	33	PBSM5240PFH	34	PBSS4041PT	30	PBSS5130QA	30	PCMF1USB3B/C	73,174
PBHV8540T	33	PBSS2515M	28	PBSS4041PX	29	PBSS5130T	30	PCMF1USB3S	73
PBHV8540X	33	PBSS2515MB	28	PBSS4041PZ	29	PBSS5140T	30	PCMF2HDMI2S	73,174
PBHV8540Z	33	PBSS2540M	28	PBSS4112PAN	31	PBSS5140U	30	PCMF2USB3B/C	73,174
PBHV8560Z	33	PBSS2540MB	28	PBSS4112PANP	31	PBSS5160DS	31	PCMF2USB3S	73
PBHV9040T	33	PBSS301ND	27	PBSS4120T	28	PBSS5160PAP	31	PCMF3HDMI2S	73,174
PBHV9040X	33	PBSS301NX	27	PBSS4130PAN	31	PBSS5160PAPS	31	PCMF3USB3B/C	73,174
PBHV9040Z	33	PBSS301NZ	27	PBSS4130PANP	31	PBSS5160QA	30	PCMF3USB3S	73
PBHV9050T	33	PBSS301PD	29	PBSS4130QA	28	PBSS5160T	30	PDI1284P11	73,175
PBHV9050Z	33	PBSS301PX	29	PBSS4130T	28	PBSS5160U	30	PDTA113EM	141
PBHV9115T	33	PBSS301PZ	29	PBSS4140DPN	31	PBSS5220PAPS	31	PDTA113EMB	36
PBHV9115TLH	33	PBSS302ND	27	PBSS4140T	28	PBSS5220T	30	PDTA113ET	36
PBHV9115X	33	PBSS302NX	27	PBSS4160DPN	31	PBSS5230PAP	31	PDTA113EU	35
PBHV9115Z	33	PBSS302NZ	27	PBSS4160DS	31	PBSS5230QA	30	PDTA113ZM	35
PBHV9215Z	33	PBSS302PD	29	PBSS4160PAN	31	PBSS5230T	30	PDTA113ZMB	36
PBHV9414Z	33	PBSS302PX	29	PBSS4160PANP	31	PBSS5240T	30	PDTA113ZT	36
PBHV9515QA	33	PBSS302PZ	29	PBSS4160PANPS	31	PBSS5240X	29	PDTA113ZU	35
PBHV9540X	33	PBSS303ND	27	PBSS4160PANS	31	PBSS5240Y	30	PDTA114EM	36
PBHV9540Z	33	PBSS303NX	27	PBSS4160QA	28	PBSS5250T	30	PDTA114EMB	36
PBHV9560Z	33	PBSS303NZ	27	PBSS4160T	28	PBSS5250TH	30	PDTA114EQA	36
PBLS1501Y	32	PBSS303PD	29	PBSS4160X	27	PBSS5250X	29	PDTA114ET	35
PBLS1502Y	32	PBSS303PX	29	PBSS4220PANS	31	PBSS5260PAP	31	PDTA114EU	35
PBLS1503Y	32	PBSS303PZ	29	PBSS4230PAN	31	PBSS5260PAPS	31	PDTA114TM	36
PBLS1504Y	32	PBSS304ND	27	PBSS4230PANP	31	PBSS5260QA	30	PDTA114TMB	36
PBLS2001D	32	PBSS304NX	27	PBSS4230QA	28	PBSS5320D	29	PDTA114TT	35
PBLS2002D	32	PBSS304NZ	27	PBSS4230T	28	PBSS5320T	30	PDTA114TU	35
PBLS2003D	32	PBSS304PD	29	PBSS4240DPN	31	PBSS5320X	29	PDTA114YM	36
PBLS2004D	32	PBSS304PX	29	PBSS4240T	28	PBSS5330PA	29	PDTA114YMB	36
PBLS2021D	32	PBSS304PZ	29	PBSS4240X	27	PBSS5330PAS	29	PDTA114YQA	36
PBLS2022D	32	PBSS305ND	27	PBSS4240Y	28	PBSS5330X	29	PDTA114YT	35
PBLS2023D	32	PBSS305NX	27	PBSS4250X	27	PBSS5350D	29	PDTA114YU	35
PBLS2024D	32	PBSS305NZ	27	PBSS4260PAN	31	PBSS5350T	30	PDTA115EM	36
PBLS4001D	32	PBSS305PD	29	PBSS4260PANP	31	PBSS5350TH	30	PDTA115EMB	36
PBLS4001Y	32	PBSS305PX	29	PBSS4260PANPS	31	PBSS5350X	29	PDTA115ET	35

Type number	Page Number	Type number	Page Number	Type number	Page Number	Type number	Page Number	Type number	Page Number
PDTA115EU	35	PDTA144TT	35	PDTC123JU	35	PDTD113EU	37	PESD24VS2UAT	71
PDTA115TM	36	PDTA144TU	35	PDTC123TM	36	PDTD113ZQA	37	PESD24VS2UT	71
PDTA115TMB	36	PDTA144VM	36	PDTC123TMB	36	PDTD113ZT	37	PESD24VS4UD	72
PDTA115TT	35	PDTA144VMB	36	PDTC123TT	35	PDTD113ZU	37	PESD24VS5UD	72
PDTA115TU	35	PDTA144VT	35	PDTC123TU	35	PDTD114EQA	37	PESD24VU1UT	67
PDTA123EM	36	PDTA144VU	35	PDTC123YM	36	PDTD114ET	37	PESD24VV1BA	11,70
PDTA123EMB	36	PDTA144WMM	36	PDTC123YMB	36	PDTD114EU	37	PESD24VV1BA	11,70
PDTA123ET	35	PDTA144WMB	36	PDTC123YT	35	PDTD123EQA	37	PESD24VV2BT	11,72
PDTA123EU	35	PDTA144WT	35	PDTC123YU	35	PDTD123ET	37	PESD27VV1BA	11,70
PDTA123JM	36	PDTA144WU	35	PDTC124EM	36	PDTD123EU	37	PESD27VV2BT	11,72
PDTA123JMB	36	PDTB113ET	37	PDTC124EMB	36	PDTD123TT	37	PESD2CAN	62
PDTA123JT	35	PDTB113EU	37	PDTC124EQA	36	PDTD123YQA	37	PESD2ETH-AD	62
PDTA123JU	35	PDTB113ZQA	37	PDTC124ET	35	PDTD123YT	37	PESD2ETH-AX	62
PDTA123TM	36	PDTB113ZT	37	PDTC124EU	35	PDTD123YU	37	PESD2ETH-D	62
PDTA123TMB	36	PDTB113ZU	37	PDTC124TM	36	PDTD143EQA	37	PESD2ETH-X	62
PDTA123TT	35	PDTB114EQA	37	PDTC124TMB	36	PDTD143ET	37	PESD2IVN24-T	62
PDTA123TU	35	PDTB114ET	37	PDTC124TT	35	PDTD143EU	37	PESD2IVN24-U	62
PDTA123YM	36	PDTB114EU	37	PDTC124TU	35	PDTD143XQA	37	PESD2IVN27-T	62
PDTA123YMB	36	PDTB123EQA	37	PDTC124XM	36	PDTD143XT	37	PESD2IVN27-U	62
PDTA123YT	35	PDTB123ET	37	PDTC124XMB	36	PDTD143XU	37	PESD2USB3B	73,174
PDTA123YU	35	PDTB123EU	37	PDTC124XT	35	PDZ-B series	44	PESD2USB3S	73,174
PDTA124EM	36	PDTB123TT	37	PDTC124XU	35	PDZ-GW series	44	PESD2V0Y1BSF	67
PDTA124EMB	36	PDTB123YQA	37	PDTC143EM	36	PESD12VA-SF	11,70	PESD2V5Y1BSF	67
PDTA124EQA	36	PDTB123YT	37	PDTC143EMB	36	PESD12VL1BA	70	PESD2V8R1BSF	11,67
PDTA124ET	35	PDTB123YU	37	PDTC143EQA	36	PESD12VL2BT	71	PESD30VF1BL	63,67
PDTA124EU	35	PDTB143EQA	37	PDTC143ET	35	PESD12VS1UA	70	PESD32VL1BA	11,70
PDTA124TM	36	PDTB143ET	37	PDTC143EU	35	PESD12VS1UB	69	PESD36VL1BA	11,70
PDTA124TMB	36	PDTB143EU	37	PDTC143TM	36	PESD12VS1UJ	70	PESD36VS1UJ	70
PDTA124TT	35	PDTB143XQA	37	PDTC143TMB	36	PESD12VS1UL	69	PESD36VS1UL	69
PDTA124TU	35	PDTB143XT	37	PDTC143TT	35	PESD12VS1ULD	69	PESD36VS2UT	71
PDTA124XM	36	PDTB143XU	37	PDTC143TU	35	PESD12VS2UT	71	PESD3USB3B	73,175
PDTA124XMB	36	PDTC114EM	36	PDTC143XM	36	PESD12VU1UT	67	PESD3USB3S	73,175
PDTA124XT	35	PDTC114EMB	36	PDTC143XMB	36	PESD12VV1BL	71	PESD3V3C1BSF	67
PDTA124XU	35	PDTC114EQA	36	PDTC143XQA	36	PESD15VL1BA	70	PESD3V3L1BA	70
PDTA143EM	36	PDTC114ET	36	PDTC143XT	35	PESD15VL2BT	72	PESD3V3L1UB	69
PDTA143EMB	36	PDTC114EU	35	PDTC143XU	35	PESD15VS1UB	69	PESD3V3L1UL	69
PDTA143EQA	36	PDTC114TM	36	PDTC143ZM	36	PESD15VS1UL	69	PESD3V3L2BT	71
PDTA143ET	35	PDTC114TMB	36	PDTC143ZMB	36	PESD15VS1ULD	69	PESD3V3L2UM	71
PDTA143EU	35	PDTC114TT	35	PDTC143ZQA	36	PESD15VS2UAT	71	PESD3V3L4BHC	11,72
PDTA143TM	35	PDTC114TU	35	PDTC143ZT	35	PESD15VS2UT	71	PESD3V3L4UF	72
PDTA143TMB	36	PDTC114YM	36	PDTC143ZU	35	PESD15VU1UT	67	PESD3V3L4UG	72
PDTA143TT	35	PDTC114YMB	36	PDTC144EM	36	PESD16VV1BSF	70	PESD3V3L5UF	72
PDTA143TU	35	PDTC114YQA	36	PDTC144EMB	36	PESD16VX1UL	67	PESD3V3L5UY	72
PDTA143XM	36	PDTC114YT	35	PDTC144EQA	36	PESD18VF1BL	63	PESD3V3S1BL	70
PDTA143XMB	36	PDTC114YU	35	PDTC144ET	35	PESD18VV1BBSF	70	PESD3V3S1UB	69
PDTA143XQA	36	PDTC115EM	36	PDTC144EU	35	PESD1CAN	62	PESD3V3S1UL	69
PDTA143XT	35	PDTC115EMB	36	PDTC144TM	36	PESD1FLEX	62	PESD3V3S2UAT	71
PDTA143XU	35	PDTC115ET	35	PDTC144TMB	36	PESD1IVN24-A	62	PESD3V3S2UT	71
PDTA143ZM	36	PDTC115EU	35	PDTC144TT	35	PESD1IVN27-A	62	PESD3V3S4UD	72
PDTA143ZMB	36	PDTC115TM	36	PDTC144TU	35	PESD1IVN27-U	62	PESD3V3S4UF	72
PDTA143ZQA	36	PDTC115TMB	36	PDTC144VM	36	PESD1LIN	62	PESD3V3S5UD	72
PDTA143ZT	35	PDTC115TT	35	PDTC144VMB	36	PESD1USB3B	73,174	PESD3V3T1BL	70
PDTA143ZU	35	PDTC115TU	35	PDTC144VT	35	PESD1USB3S	73,174	PESD3V3T1BLD	71
PDTA144EM	36	PDTC123EM	36	PDTC144VU	35	PESD24VF1BL	63,67	PESD3V3U1BCSF	70
PDTA144EMB	36	PDTC123EMB	36	PDTC144WM	36	PESD24VL1BA	70	PESD3V3U1UA	70
PDTA144EQA	36	PDTC123ET	35	PDTC144WMB	36	PESD24VL2BT	72	PESD3V3U1UB	69
PDTA144ET	35	PDTC123EU	35	PDTC144WT	35	PESD24VS1UA	70	PESD3V3U1UL	69
PDTA144EU	35	PDTC123JM	36	PDTC144WU	35	PESD24VS1UB	69	PESD3V3U1UT	67
PDTA144TM	36	PDTC123JMB	36	PDTD113EQA	37	PESD24VS1UL	69	PESD3V3V1BCSF	70
PDTA144TMB	36	PDTC123JT	35	PDTD113ET	37	PESD24VS1ULD	69	PESD3V3V1BL	70

Index


Type number	Page Number	Type number	Page Number	Type number	Page Number	Type number	Page Number	Type number	Page Number
PESD3V3W1BCSF	67	PESD5V0U1UT	67	PHPT60603NY	34	PMBT6429	18	PMEG060T060CLPE	11,56
PESD3V3X1BCSF	67	PESD5V0U2BM	72	PHPT60603PY	34	PMBTA06	18,19	PMEG060T080CLPE	11,56
PESD3V3X1BL	67	PESD5V0U2BMB	72	PHPT60606NY	34	PMBTA13	24	PMEG060T100CLPE	11,56
PESD3V3X4UHM	68	PESD5V0U2BT	72	PHPT60606PY	34	PMBTA14	24	PMEG060V030EPD	56
PESD3V3Y1BSF	67	PESD5V0U4BF	72	PHPT60610NY	34	PMBTA42	22	PMEG060V050EPD	56
PESD3V3Z1BCSF	67	PESD5V0U5BF	72	PHPT60610PY	34	PMBTA42DS	22	PMEG060V100EPD	57
PESD3V3Z1BSF	67	PESD5V0V1BA	71	PHPT61002NYC	34	PMBTA44	22	PMEG10010ELR	56
PESD4V0W1BCSF	67	PESD5V0V1BB	71	PHPT61002NYCLH	34	PMBTA45	33	PMEG10020AELP	56
PESD4V0Y1BSF	67	PESD5V0V1BCSF	70	PHPT61002PYC	34	PMBTA64	24	PMEG10020AELR	56
PESD4V0Z1BCSF	67	PESD5V0V1BDSF	70	PHPT61002PYCLH	34	PMBTA92	22	PMEG10020ELR	56
PESD4V0Z1BSF	67	PESD5V0V1BL	70	PHPT610030NK	35	PMC85XP	100	PMEG10030ELP	56
PESD5V0C1BSF	67	PESD5V0V1BLD	63,71	PHPT610030PK	35	PMCM4401UNE	101,174	PMEG100V060ELPD	56
PESD5V0C1USF	67	PESD5V0V1BSF	70	PHPT610035NK	25,35	PMCM4401UPE	101,174	PMEG100V080ELPD	56
PESD5V0F1BL	62,67	PESD5V0V2BM	72	PHPT610035PK	25,35	PMCM4401VNE	101,174	PMEG100V100ELPD	57
PESD5V0F1BLD	63,67	PESD5V0V2BMB	72	PHPT61003NY	34	PMCM4401VPE	101,174	PMEG1020EA	58
PESD5V0F1BRDL	63,67	PESD5V0X1BCAL	67	PHPT61003PY	34	PMCM4402UPE	101,174	PMEG1020EH	58
PESD5V0F1BRSF	67	PESD5V0X1BCL	67	PHPT61006NY	34	PMCM6501UNE	101,174	PMEG1020EJ	58
PESD5V0F1BSF	67	PESD5V0X1BCSF	67	PHPT61006PY	34	PMCM6501UPE	174	PMEG1030EH	58
PESD5V0F1USF	67	PESD5V0X1BL	67	PHPT61010NY	34	PMCM6501VNE	101,174	PMEG1030EJ	58
PESD5V0H1BSF	67	PESD5V0X1BT	68	PHPT61010PY	34	PMCM6501VPE	101,174	PMEG120G10ELR	11,51
PESD5V0H1BSN	11,67	PESD5V0X1UAB	67	PIMC31	37	PMCM950ENE	13,101,174	PMEG120G20ELP	11,51
PESD5V0L1BA	70	PESD5V0X1UALD	67	PIMN31	37	PMCPB5530X	100,106	PMEG120G20ELR	11,51
PESD5V0L1BSF	70	PESD5V0X1UB	67	PIMT1	19	PM CXB1000UE	99,106	PMEG120G30ELP	11,51
PESD5V0L1UA	70	PESD5V0X1ULD	67	PIMZ2	19	PM CXB900UE	99,106	PMEG150G10ELR	11,51
PESD5V0L1UB	69	PESD5V0X2UAM	68	PLVA600A series	44	PM CXB900UEL	99	PMEG150G20ELP	11,51
PESD5V0L1UL	69	PESD5V0X2UAMB	68	PMBD353	53	PMD2001D	26	PMEG150G20ELR	11,51
PESD5V0L1ULD	69	PESD5V0X2UM	68	PMBD354	53	PMD3001D	26	PMEG150G30ELP	51
PESD5V0L1USF	69	PESD5V0X2UMB	68	PMBS3904	20	PMDPB30XN	100	PMEG2002AESF	54
PESD5V0L2BT	71	PESD5V2S2UT	71	PMBS3906	20	PMDPB55XP	100,107	PMEG2002AESFB	54
PESD5V0L2UM	71	PESD5V5V1BCSN	11,70	PMBT2222	20	PMDPB55XNEA	87,89,100,107	PMEG2002ESF	54
PESD5V0L2UMB	71	PESD5Z12	69	PMBT2222A	20	PMDPB58UPE	100,107	PMEG2005AEA	57
PESD5V0L2UU	71	PESD5Z2.5	69	PMBT2222AM	20	PMDPB70XP	100,107	PMEG2005AEL	55
PESD5V0L4UF	72	PESD5Z3.3	69	PMBT2222AMB	20	PMDPB70XP	100,107	PMEG2005AELD	55
PESD5V0L4UG	72	PESD5Z5.0	69	PMBT2222AQA	20	PMDPB80XP	100,107	PMEG2005AESF	54
PESD5V0L5UF	72	PESD5Z6.0	69	PMBT2222AYS	20	PMDPB85UPE	100,107	PMEG2005BELD	55
PESD5V0L5UY	72	PESD5Z7.0	69	PMBT2369	20	PMDPB95UPE	100,107	PMEG2005CT	58
PESD5V0R1BSF	67	PESD6V0L2UU	71	PMBT2907	20	PMDPB95XNE2	100,107	PMEG2005EB	57
PESD5V0S1BA	71	PESD6V5C1USF	67	PMBT2907A	20	PMDXB1200UPE	99,107	PMEG2005EGW	57
PESD5V0S1BB	71	PESD7V0C1BSF	67	PMBT2907AM	20	PMDXB550UPE	99,107	PMEG2005EH	57
PESD5V0S1BL	71	PESD7V0H1BSF	67	PMBT2907AMB	20	PMDXB600UNE	99,107	PMEG2005EJ	57
PESD5V0S1BLD	63,71	PESD7V0R1BSF	67	PMBT2907AQA	20	PMDXB600UNEL	99	PMEG2005EJ	57
PESD5V0S1BSF	70	PESD8V0S1ULD	69	PMBT2907AYS	20	PMDXB950UPE	99,107	PMEG2005EL	55
PESD5V0S1UA	70	PESD9V0C1USF	69	PMBT3904	20	PMDXB950UPEL	99	PMEG2005ELD	55
PESD5V0S1UB	69	PHB33NQ20T	95	PMBT3904M	20	PMEG030V030EPD	56	PMEG2005EPK	55
PESD5V0S1UJ	70	PHB45NQ15T	95	PMBT3904MB	20	PMEG030V050EPD	56	PMEG2005ESF	54
PESD5V0S1UL	69	PHDMI2AB4	68	PMBT3904QA	20	PMEG040V030EPD	56	PMEG2005SET	57
PESD5V0S1ULD	69	PHDMI2F4	68	PMBT3904RA	20	PMEG040V050EPD	56	PMEG200G10ELR	11,51
PESD5V0S1USF	69	PHDMI2FR4	68	PMBT3904YS	20	PMEG045T030EPD	56	PMEG200G20ELP	11,51
PESD5V0S2BQA	72	PHP18NQ11T	94	PMBT3904YS	20	PMEG045T050EPD	56	PMEG200G20ELR	11,51
PESD5V0S2BT	72	PHP20NQ20T	94	PMBT3906M	20	PMEG045T100EPD	57	PMEG200G30ELP	11,51
PESD5V0S4UD	72	PHP23NQ11T	94	PMBT3906MB	20	PMEG045T150EIPD	57	PMEG2010AEB	58
PESD5V0S4UF	72	PHP27NQ11T	94	PMBT3906YS	20	PMEG045T150EPD	57	PMEG2010AEH	58
PESD5V0S5UD	72	PHP28NQ15T	94	PMBT3946YPN	20	PMEG045V050EPD	56	PMEG2010AEJ	58
PESD5V0U1BA	71	PHP33NQ20T	94	PMBT4401	20	PMEG045V100EPD	57	PMEG2010AET	58
PESD5V0U1BB	71	PHPT60406NY	34	PMBT4401YS	20	PMEG045V150EPD	57	PMEG2010BEA	58
PESD5V0U1BL	71	PHPT60406PY	34	PMBT4403	20	PMEG050T150EPD	57	PMEG2010BELD	55
PESD5V0U1BLD	71	PHPT60410NY	34	PMBT4403YS	20	PMEG050V030EPD	56	PMEG2010BER	56
PESD5V0U1UA	70	PHPT60410PY	34	PMBT5550	22	PMEG050V150EPD	57	PMEG2010EA	58
PESD5V0U1UB	69	PHPT60415NY	34	PMBT5551	22	PMEG060T030ELPE	11,56	PMEG2010EH	58
PESD5V0U1UL	69	PHPT60415PY	34	PMBT6428	18	PMEG060T050ELPE	11,56	PMEG2010EJ	58
								PMEG2010EPA	55

Type number	Page Number	Type number	Page Number	Type number	Page Number	Type number	Page Number	Type number	Page Number
PMEG2010EPAS	55	PMEG3020EH	58	PMEG40T20ER	56	PMN230ENE	103	PMPB43XPE	100
PMEG2010EPK	55	PMEG3020EJ	58	PMEG40T30EP	56	PMN230ENEA	87	PMPB43XPEA	87
PMEG2010ER	56	PMEG3020EP	56	PMEG40T30ER	56	PMN25ENE	103	PMPB47XP	100
PMEG2010ET	58	PMEG3020EPA	55	PMEG40T50EP	56	PMN25ENEA	87	PMPB48EP	100
PMEG2015EA	58	PMEG3020EPAS	55	PMEG45A10EPD	57	PMN280ENEA	87,103	PMPB50ENE	100
PMEG2015EH	58	PMEG3020ER	56	PMEG45T15EPD	57	PMN28UNE	103	PMPB55ENEA	100
PMEG2015EJ	58	PMEG3030BEP	56	PMEG6002EB	57	PMN30UN	103	PMPB85ENEA	100
PMEG2015EPK	55	PMEG3030EP	56	PMEG6002EJ	57	PMN30UNE	103	PMPB8XN	13,100
PMEG2020AEA	58	PMEG3050BEP	56	PMEG6002EL	55	PMN30XP	105	PMPB95ENEA	100
PMEG2020CPA	58	PMEG3050EP	56	PMEG6002ELD	55	PMN30XPE	105	PMSS3904	20
PMEG2020CPAS	58	PMEG4002AESF	54	PMEG6010AESB	54	PMN40ENE	103	PMSS3906	20
PMEG2020EH	58	PMEG4002EB	57	PMEG6010CEGW	58	PMN42XPEA	87	PMST2222	20
PMEG2020EJ	58	PMEG4002EJ	57	PMEG6010CEH	58	PMN48XP	105	PMST2222A	20
PMEG2020EPA	55	PMEG4002EL	55	PMEG6010CEJ	58	PMN48XPA	12,87	PMST2369	20
PMEG2020EPAS	55	PMEG4002ELD	55	PMEG6010CPA	58	PMN50EPE	105	PMST2907A	20
PMEG2020EPK	55	PMEG4002ESF	54	PMEG6010CPAS	58	PMN52XP	105	PMST3904	20
PMEG3001EEF	54	PMEG4005AEA	57	PMEG6010ELR	56	PMN55ENE	103	PMST3906	20
PMEG3002AEB	55	PMEG4005AESF	54	PMEG6010EP	56	PMN55ENEA	87	PMST4401	20
PMEG3002AEL	57	PMEG4005CEA	57	PMEG6010ER	56	PMN70EPE	105	PMST4403	20
PMEG3002AELD	55	PMEG4005CEJ	57	PMEG6010ESB	54	PMN70XP	105	PMST5088	18
PMEG3002AESF	54	PMEG4005CT	58	PMEG6010ETR	56	PMN70XPE	105	PMST5089	18
PMEG3002EEF	55	PMEG4005EGW	57	PMEG6020AELP	56	PMP4201G	25	PMST5550	22
PMEG3002EJ	57	PMEG4005EH	57	PMEG6020AELR	56	PMP4201Y	25	PMST5551	22
PMEG3002ESF	54	PMEG4005EJ	57	PMEG6020ELR	56	PMP4501G	25	PMST6428	18
PMEG3005AEA	57	PMEG4005EPK	55	PMEG6020EP	56	PMP4501QAS	25	PMST6429	18
PMEG3005AESF	54	PMEG4005ESF	54	PMEG6020EPA	55	PMP4501Y	25	PMSTA05	18
PMEG3005CT	58	PMEG4005ET	57	PMEG6020EPAS	55	PMP5501QAS	25	PMSTA06	18,19
PMEG3005EB	57	PMEG4010AESB	54	PMEG6020ER	56	PMPB100ENE	100	PMSTA42	22
PMEG3005EEF	55	PMEG4010BEA	58	PMEG6020ETP	56	PMPB10EN	13, 100	PMSTA55	19
PMEG3005EGW	57	PMEG4010CEA	58	PMEG6020ETR	56	PMPB10XNE	100	PMSTA92	22
PMEG3005EH	57	PMEG4010CEGW	58	PMEG6030ELP	56	PMPB10XNEA	87	PMT280ENEA	87,103
PMEG3005EJ	57	PMEG4010CEH	58	PMEG6030EP	56	PMPB11EN	100	PMT560ENEA	97,103
PMEG3005EL	55	PMEG4010CEJ	58	PMEG6030ETP	56	PMPB12UNE	100	PMV100XPEA	87,105
PMEG3005ELD	55	PMEG4010CPA	58	PMEG6030EVP	56	PMPB12UNEA	87	PMV130ENEA	87,103
PMEG3005ESF	54	PMEG4010CPAS	58	PMEG6045ETP	56	PMPB13UP	13, 100	PMV15UNEA	12,13, 87,103
PMEG3005ET	57	PMEG4010EGW	58	PMEG60T10ELP	56	PMPB13XNE	100	PMV160UP	105
PMEG3010AESA	55	PMEG4010EH	58	PMEG60T10ELR	56	PMPB13XNEA	87	PMV16XN	103
PMEG3010AESB	54	PMEG4010EJ	58	PMEG60T20ELP	56	PMPB14XP	100	PMV19XNEA	12,87
PMEG3010BEA	58	PMEG4010EP	56	PMEG60T20ELR	56	PMPB15XN	100	PMV20EN	103
PMEG3010BEP	56	PMEG4010EPK	55	PMEG60T30ELP	56	PMPB15XP	13,1	PMV20XNE	103
PMEG3010BER	56	PMEG4010ER	56	PMEG60T30ELR	56	PMPB15XPA	87	PMV20XNEA	87,103
PMEG3010CEH	58	PMEG4010ESB	54	PMEG60T50ELP	56	PMPB16EP	13,100	PMV250EPEA	87,105
PMEG3010CEJ	58	PMEG4010ET	58	PMF170XP	105	PMPB19XP	100	PMV27UPE	105
PMEG3010EB	58	PMEG4010ETP	56	PMF250XNE	103	PMPB20EN	100	PMV27UPEA	87
PMEG3010EGW	58	PMEG4010ETR	56	PMF63UNE	103	PMPB20XNEA	87,1	PMV280ENEA	87,103
PMEG3010EH	58	PMEG4015EPK	55	PMFPB8032XP	100	PMPB20XPE	100	PMV28UNEA	87,103
PMEG3010EJ	58	PMEG4020EP	56	PMG85XP	105	PMPB20XPEA	87	PMV30ENEA	13,87, 103
PMEG3010EP	56	PMEG4020EPA	55	PMGD175XNE	107	PMPB215ENEA	100	PMV30UN2	103
PMEG3010ER	56	PMEG4020EPAS	55	PMGD290UCEA	89	PMPB23XNE	100	PMV30XPEA	87,105
PMEG3010ESB	54	PMEG4020EPK	55	PMH1200UPE	13,98	PMPB24EP	100	PMV32UP	105
PMEG3010ET	58	PMEG4020ER	56	PMH550UNE	13,98	PMPB25ENE	100	PMV33UPE	105
PMEG3015EH	58	PMEG4020ETP	56	PMH600UNE	13,98	PMPB27EP	13, 100	PMV35EPE	105
PMEG3015EJ	58	PMEG4020ETR	56	PMH950UPE	13,98	PMPB27EPA	87	PMV37EN2	103
PMEG3020BEP	56	PMEG4030EP	56	PML260SN	96	PMPB29XNE	100	PMV40UN2	103
PMEG3020BER	56	PMEG4030ER	56	PML340SN	96	PMPB29XNEA	87	PMV42ENE	103
PMEG3020CEP	56	PMEG4030ETP	56	PMMT491A	28	PMPB29XPE	100	PMV450ENEA	87,103
PMEG3020CPA	58	PMEG4050EP	56	PMMT591A	30	PMPB29XPEA	87	PMV45EN2	103
PMEG3020CPAS	58	PMEG4050ETP	56	PMN120ENEA	87	PMPB30XPE	100	PMV48XP	105
PMEG3020DEP	56	PMEG40T10ER	56	PMN16XNE	103	PMPB33XN	100	PMV48XPA	87
PMEG3020EGW	58	PMEG40T20EP	56	PMN20ENA	13,87, 103	PMPB33XP	100		

Index

Type number	Page Number	Type number	Page Number	Type number	Page Number	Type number	Page Number	Type number	Page Number
PMV50EPEA	87	PQMH13	36	PSMN027-100PS	94	PSMN2R0-30PL	90	PSMN4R3-80PS	94
PMV50UPE	105	PQMH2	36	PSMN028-100YS	96	PSMN2R0-30YL	93	PSMN4R4-30MLC	92
PMV50XP	105	PQMH9	36	PSMN030-150P	94	PSMN2R0-30YLD	93	PSMN4R4-80BS	95
PMV55ENEA	103	PRMB11	36	PSMN030-60YS	93	PSMN2R0-30YLE	91	PSMN4R4-80PS	94
PMV65SUNE	103	PRMD10	36	PSMN034-100BS	95	PSMN2R0-40YLD	13,93	PSMN4R5-30YLC	91
PMV65SUNEA	12,87	PRMD12	36	PSMN034-100PS	94	PSMN2R0-60ES	93	PSMN4R5-40BS	92
PMV65XP	105	PRMD13	36	PSMN038-100YL	96	PSMN2R0-60PS	92	PSMN4R5-40PS	92
PMV65XPE	105	PRMD16	36	PSMN039-100YS	96	PSMN2R0-60PSR	92	PSMN4R6-60BS	92
PMV65XPEA	87	PRMD2	36	PSMN040-100MSE	96	PSMN2R1-40PL	92	PSMN4R6-60PS	92
PMV74EPE	13,105	PRMD3	36	PSMN041-80YL	96	PSMN2R2-30YLC	91	PSMN4R8-100BSE	95
PMV75UP	105	PRMH10	36	PSMN045-80YS	96	PSMN2R2-40BS	92	PSMN4R8-100PSE	94
PMV90ENE	103	PRMH11	36	PSMN057-200B	95	PSMN2R2-40PS	92	PSMN5R0-100ES	95
PMXB120EPE	99	PRMH13	36	PSMN057-200P	94	PSMN2R2-40YSD	13,93	PSMN5R0-100PS	94
PMXB350UPE	99	PRMH2	36	PSMN059-150Y	96	PSMN2R4-30MLD	92	PSMN5R0-30YL	91
PMXB360ENEA	87,99	PRMH9	36	PSMN069-100YS	96	PSMN2R4-30YLD	91	PSMN5R0-80BS	95
PMXB40UNE	99	PRTR5V0U2AX	68	PSMN075-100MSE	96	PSMN2R5-30YL	91	PSMN5R0-80PS	94
PMXB43UNE	99	PRTR5V0U2F	68	PSMN0R7-25YLD	90	PSMN2R5-40YLD	13,93	PSMN5R2-60YL	93
PMXB56EN	99	PRTR5V0U2X	68	PSMN0R9-25YLD	90	PSMN2R5-60PL	92	PSMN5R3-25MLD	92
PMXB65ENE	99	PRTR5V0U4D	68	PSMN0R9-30ULD	91	PSMN2R6-30YLC	91	PSMN5R4-25YLD	90
PMXB65UPE	99	PSMN010-80YL	96	PSMN0R9-30YLD	90	PSMN2R6-40YS	93	PSMN5R5-60YS	93
PMXB75UPE	99	PSMN011-100YSF	13,96	PSMN102-200Y	96	PSMN2R6-60PS	92	PSMN5R6-100BS	95
PMZ1200UPE	98,105	PSMN011-30YLC	91	PSMN1R0-25YLD	90	PSMN2R7-30BL	90	PSMN5R6-100PS	94
PMZ130UNE	98,103	PSMN011-60ML	93	PSMN1R0-30YLC	91	PSMN2R7-30PL	90	PSMN5R6-100YSF	96
PMZ200UNE	98,103	PSMN011-60MS	93	PSMN1R0-30YLD	91	PSMN2R8-25MLC	92	PSMN5R6-60YL	93
PMZ290UNE2	98,103	PSMN011-80YS	96	PSMN1R0-40SSH	13,92	PSMN2R8-40BS	92	PSMN5R8-40YS	93
PMZ320UPE	98,105	PSMN012-100YL	96	PSMN1R0-40ULD	93	PSMN2R8-40PS	92	PSMN6R0-25YLB	90
PMZ350UPE	98,103	PSMN012-100YS	96	PSMN1R0-40YLD	93	PSMN2R8-40YSD	13,93	PSMN6R0-25YLD	90
PMZ390UNE	98,103	PSMN012-60YS	93	PSMN1R0-40YSH	13,93	PSMN2R8-80BS	95	PSMN6R0-30YL	91
PMZ550UNE	98,103	PSMN012-80BS	95	PSMN1R1-25YLC	90	PSMN2R9-25YLC	90	PSMN6R0-30YLB	91
PMZ600UNE	98,103	PSMN012-80PS	94	PSMN1R1-30EL	90	PSMN3R0-30MLC	92	PSMN6R0-30YLD	91
PMZ600UNEL	99	PSMN013-100BS	95	PSMN1R1-30PL	90	PSMN3R0-30YL	91	PSMN6R1-25MLD	92
PMZ950UPE	98,105	PSMN013-100PS	94	PSMN1R1-40BS	92	PSMN3R0-30YLD	91	PSMN6R1-30YLD	91
PMZ950UPEL	99	PSMN013-100YSF	96	PSMN1R2-25YL	90	PSMN3R0-60BS	92	PSMN6R3-120PS	94
PMZB1200UPE	98,105	PSMN013-30MLC	92	PSMN1R2-25YLC	90	PSMN3R0-60PS	92	PSMN6R4-30MLD	92
PMZB150UNE	98,103	PSMN013-30YLC	91	PSMN1R2-25YLD	90	PSMN3R2-40YLD	13,93	PSMN6R5-80BS	95
PMZB200UNE	98,103	PSMN013-60YL	93	PSMN1R2-30YLC	91	PSMN3R3-40YS	93	PSMN6R5-80PS	94
PMZB290UNE2	98,103	PSMN013-80YS	96	PSMN1R2-30YLD	91	PSMN3R3-60PL	92	PSMN6R7-40MSD	13,93
PMZB320UPE	98,105	PSMN014-40YS	93	PSMN1R3-30YL	90	PSMN3R3-80PS	94	PSMN6R9-100YSF	96
PMZB350UPE	98,105	PSMN014-80YL	96	PSMN1R4-30YLD	91	PSMN3R4-30BL	90	PSMN7R0-100BS	95
PMZB390UNE	98,103	PSMN015-100YL	96	PSMN1R4-40YLD	93	PSMN3R4-30BLE	90	PSMN7R0-100ES	95
PMZB550UNE	98,103	PSMN015-110P	94	PSMN1R5-25MLH	13,92	PSMN3R4-30PL	90	PSMN7R0-100PS	94
PMZB600UNE	98,103	PSMN015-60BS	92	PSMN1R5-25YL	90	PSMN3R5-25MLD	92	PSMN7R0-30MLC	92
PMZB600UNEL	99	PSMN015-60PS	92	PSMN1R5-30BLE	90	PSMN3R5-30YL	91	PSMN7R0-30YL	91
PMZB950UPE	98,105	PSMN016-100BS	95	PSMN1R5-30YL	91	PSMN3R5-40YSD	13,93	PSMN7R0-30YLC	91
PMZB950UPEL	99	PSMN016-100PS	94	PSMN1R5-30YLC	91	PSMN3R5-80PS	94	PSMN7R0-60YS	93
PNE200100CPE	11,50	PSMN016-100YS	96	PSMN1R5-40PS	92	PSMN3R7-100BSE	95	PSMN7R5-30MLD	92
PNE20010ER	50	PSMN017-30BL	90	PSMN1R5-40YSD	13,93	PSMN3R8-100BS	95	PSMN7R5-30YLD	91
PNE20020EP	50	PSMN017-30EL	90	PSMN1R6-30BL	90	PSMN3R9-100YSF	96	PSMN7R5-60YL	93
PNE20020ER	50	PSMN017-30PL	90	PSMN1R6-30MLH	13,92	PSMN3R9-25MLC	92	PSMN7R6-100BSE	95
PNE20030EP	50	PSMN017-60YS	93	PSMN1R7-25YLD	90	PSMN3R9-60PS	92	PSMN7R6-60BS	92
PNE20060CPE	11,50	PSMN017-80BS	95	PSMN1R7-30YL	91	PSMN4R0-25YLC	90	PSMN7R6-60PS	94
PNE20080CPE	11,50	PSMN017-80PS	94	PSMN1R7-40YLD	13,93	PSMN4R0-30YL	91	PSMN7R8-100PSE	94
PNS40010ER	50	PSMN018-80YS	96	PSMN1R7-60BS	92	PSMN4R0-30YLD	91	PSMN7R8-120ES	95
PQMB11	36	PSMN019-100YL	96	PSMN1R8-30BL	90	PSMN4R0-40YS	93	PSMN7R8-120PS	94
PQMD10	36	PSMN020-100YS	96	PSMN1R8-30MLH	13,92	PSMN4R0-60YS	93	PSMN8R0-40BS	92
PQMD12	36	PSMN020-30MLC	92	PSMN1R8-30PL	90	PSMN4R1-30YLC	91	PSMN8R0-40PS	92
PQMD13	36	PSMN021-100YL	96	PSMN1R8-40YLC	93	PSMN4R1-60YL	93	PSMN8R0-80YL	96
PQMD16	36	PSMN022-30BL	90	PSMN1R9-40PL	92	PSMN4R2-30MLD	92	PSMN8R2-80YS	96
PQMD2	36	PSMN022-30PL	90	PSMN1R9-40YSD	13,93	PSMN4R2-60PL	94	PSMN8R3-40YS	93
PQMD3	36	PSMN025-80YL	69	PSMN2R0-25MLD	92	PSMN4R3-100PS	94	PSMN8R5-100ES	95
PQMH10	36	PSMN026-80YS	96	PSMN2R0-25YLD	90	PSMN4R3-30BL	90	PSMN8R5-60YS	93
PQMH11	36	PSMN027-100BS	95	PSMN2R0-30BL	90	PSMN4R3-30PL	90	PSMN8R7-100YSF	96

Type number	Page Number	Type number	Page Number	Type number	Page Number	Type number	Page Number	Type number	Page Number
PSMN8R7-80BS	95	PTVS20VP1UTP	66	PTVS51VP1UTP	66	PUMB15	36	PXT4403	20
PSMN8R7-80PS	94	PTVS20VS1UR	65	PTVS51VS1UR	65	PUMB16	36	PXTA14	24
PSMN9R0-25MLC	92	PTVS20VS1UTR	65	PTVS51VS1UTR	66	PUMB17	36	PXTA42	22
PSMN9R1-30YL	91	PTVS20VU1UPA	74	PTVS54VP1UP	66	PUMB18	36	PXTA92	22
PSMN9R5-100BS	95	PTVS20VZ1USK	74	PTVS54VP1UTP	66	PUMB19	36	PZT2222A	20
PSMN9R5-100PS	94	PTVS22VP1UP	66	PTVS54VS1UR	65	PUMB2	36	PZT2907A	20
PSMN9R5-30YLC	91	PTVS22VP1UTP	66	PTVS54VS1UTR	65	PUMB20	36	PZT4401	20
PSMN9R8-30MLC	92	PTVS22VS1UR	65	PTVS58VP1UP	66	PUMB24	36	PZT4403	20
PSMNR51-25YLH	12, 90	PTVS22VS1UTR	65	PTVS58VP1UTP	66	PUMB3	36	PZTA14	24
PSMNR58-30YLH	12,90	PTVS22VU1UPA	74	PTVS58VS1UR	65	PUMB30	36	PZTA42	22
PSMNR60-25YLH	12,90	PTVS22VZ1USK	74	PTVS58VS1UTR	65	PUMB4	36	PZTA44	22
PSMNR70-30YLH	12,91	PTVS24VP1UP	66	PTVS5V0P1UP	65	PUMB9	36	PZTA92	22
PSMNR70-40SSH	13,92	PTVS24VP1UTP	66	PTVS5V0P1UTP	65	PUMD10	36	PZU10DB2 series	44
PSMNR90-30BL	90	PTVS24VS1UR	65	PTVS5V0S1UR	65	PUMD12	36	PZUxB series	44
PSMNR90-40SSH	13,92	PTVS24VS1UTR	65	PTVS5V0S1UTR	65	PUMD13	36	PZUxBA series	44
PSMNR90-40YLH	13,93	PTVS24VU1UPA	74	PTVS5V0Z1BSC	74	PUMD14	36	PZUxBL series	44
PSSI2021SAY	23	PTVS26VP1UP	66	PTVS5V0Z1USK	74	PUMD15	36	TDZxJ series	44
PTVS10VP1UP	66	PTVS26VP1UTP	66	PTVS5V0Z1USKP	74	PUMD16	36	TL431ACDBZR	37
PTVS10VP1UTP	66	PTVS26VS1UR	65	PTVS5V5D1BL	66	PUMD17	36	TL431AFDT	37
PTVS10VS1UR	65	PTVS26VS1UTR	65	PTVS60VP1UP	66	PUMD18	36	TL431AIDBZR	37
PTVS10VS1UTR	65	PTVS26VU1UPA	74	PTVS60VP1UTP	65	PUMD19	36	TL431AMFDT	37
PTVS10VU1UPA	74	PTVS26VZ1USK	74	PTVS60VS1UR	65	PUMD2	36	TL431AQDBZR	37
PTVS10VZ1USK	74	PTVS28VP1UP	66	PTVS60VS1UTR	66	PUMD20	36	TL431BCDBZR	37
PTVS11VP1UP	66	PTVS28VP1UTP	66	PTVS64VP1UP	66	PUMD24	36	TL431BFDT	37
PTVS11VP1UTP	66	PTVS28VS1UR	65	PTVS64VP1UTP	65	PUMD3	36	TL431BIDBZR	37
PTVS11VS1UR	65	PTVS28VS1UTR	65	PTVS64VS1UR	65	PUMD30	36	TL431BMFDT	37
PTVS11VS1UTR	65	PTVS30VP1UP	66	PTVS64VS1UTR	66	PUMD4	36	TL431BQDBZR	37
PTVS12VP1UP	66	PTVS30VP1UTP	66	PTVS6V0P1UP	66	PUMD48	36	TL431CDBZR	37
PTVS12VP1UTP	66	PTVS30VS1UR	65	PTVS6V0P1UTP	65	PUMD6	36	TL431FDT	37
PTVS12VS1UR	65	PTVS30VS1UTR	65	PTVS6V0S1UR	65	PUMD9	36	TL431IDBZR	37
PTVS12VU1UTR	65	PTVS33VP1UP	66	PTVS6V0S1UTR	66	PUMH1	36	TL431MFDT	37
PTVS12VU1UPA	74	PTVS33VP1UTP	66	PTVS6V5P1UP	66	PUMH10	36	TL431QDBZR	37
PTVS12VZ1USK	74	PTVS33VS1UR	65	PTVS6V5P1UTP	65	PUMH11	36	TLVH431NACDBZR	37
PTVS13VP1UP	66	PTVS33VS1UTR	65	PTVS6V5S1UR	65	PUMH13	36	TLVH431NAIDBZR	37
PTVS13VP1UTP	66	PTVS36VP1UP	66	PTVS6V5S1UTR	66	PUMH14	36	TLVH431NAMQDBZR	37
PTVS13VS1UR	65	PTVS36VP1UTP	66	PTVS7V0P1UP	66	PUMH15	36	TLVH431NAQDBZR	37
PTVS13VS1UTR	65	PTVS36VS1UR	65	PTVS7V0P1UTP	65	PUMH16	36	TLVH431NCDBZR	37
PTVS14VP1UP	66	PTVS36VS1UTR	65	PTVS7V0S1UR	65	PUMH17	36	TLVH431NIDBZR	37
PTVS14VP1UTP	66	PTVS3V3D1BAL	70,74	PTVS7V0S1UTR	66	PUMH18	36	TLVH431NMQDBZR	37
PTVS14VS1UR	65	PTVS3V3P1UP	66	PTVS7V5P1UP	66	PUMH19	36	TLVH431NQDBZR	37
PTVS14VS1UTR	65	PTVS3V3P1UTP	65	PTVS7V5P1UTP	65	PUMH2	36	XC7SET02	164
PTVS15VP1UP	66	PTVS3V3S1UR	65	PTVS7V5S1UR	65	PUMH20	36	XC7SET04	141
PTVS15VP1UTP	66	PTVS3V3S1UTR	65	PTVS7V5S1UTR	74	PUMH24	36	XC7SET08	160
PTVS15VS1UR	65	PTVS3V3Z1BSC	11,74	PTVS7V5U1UPA	66	PUMH30	36	XC7SET125	141
PTVS15VS1UTR	65	PTVS40VP1UP	66	PTVS7V5Z1USK	66	PUMH4	36	XC7SET14	141
PTVS15VU1UPA	74	PTVS40VP1UTP	66	PTVS8V0P1UP	66	PUMH7	36	XC7SET32	165
PTVS15VZ1USK	74	PTVS40VS1UR	65	PTVS8V0P1UTP	65	PUMH9	36	XC7SET86	162
PTVS16VP1UP	66	PTVS40VS1UTR	65	PTVS8V0S1UR	65	PUMT1	19	XC7SH02	164
PTVS16VP1UTP	66	PTVS43VP1UP	66	PTVS8V0S1UTR	66	PUMX1	19	XC7SH04	141
PTVS16VS1UR	65	PTVS43VP1UTP	66	PTVS8V5P1UP	66	PUMX2	19	XC7SH08	160
PTVS16VS1UTR	65	PTVS43VS1UR	65	PTVS8V5P1UTP	65	PUMZ1	19	XC7SH125	141
PTVS17VP1UP	66	PTVS43VS1UTR	66	PTVS8V5S1UR	65	PUMZ2	19	XC7SH14	165
PTVS17VP1UTP	66	PTVS45VP1UP	66	PTVS8V5S1UTR	66	PUSB2X4D	68	XC7SH32	162
PTVS17VS1UR	65	PTVS45VP1UTP	66	PTVS9V0P1UP	66	PUSB2X4Y	68	XC7SH86	162
PTVS17VS1UTR	65	PTVS45VS1UR	65	PTVS9V0P1UTP	65	PUSB3AB4	68	XC7SHU04	141
PTVS18VP1UP	66	PTVS45VS1UTR	65	PTVS9V0S1UR	65	PUSB3BB2DF	68	XC7WH126	141
PTVS18VP1UTP	66	PTVS48VP1UP	66	PTVS9V0S1UTR	65	PUSB3F96	68	XC7WH14	141
PTVS18VS1UR	65	PTVS48VP1UTP	66	PUMB1	36	PUSB3FA1	68	XC7WT14	141
PTVS18VS1UTR	65	PTVS48VS1UR	65	PUMB10	36	PUSB3FR4	68		
PTVS18VU1UPA	74	PTVS48VS1UTR	65	PUMB11	36	PXT2222A	20		
PTVS18VZ1USK	74	PTVS4V5D1BL	63	PUMB13	36	PXT2907A	20		
PTVS20VP1UP	66	PTVS51VP1UP	66	PUMB14	36	PXT4401	20		



With all the essentials in one handy guide,
it's never been easier to get straight to the point.

© 2020 Nexperia B.V.

All rights reserved. Reproduction in whole or in part is prohibited without the prior written consent of the copyright owner. The information presented in this document does not form part of any quotation or contract, is believed to be accurate and reliable and may be changed without notice. No liability will be accepted by the publisher for any consequence of its use. Publication thereof does not convey nor imply any license under patent- or other industrial or intellectual property rights.

Date of release:

January 2020

Printed:

In the Netherlands

单击下面可查看定价，库存，交付和生命周期等信息

[>>Nexperia\(安世\)](#)