


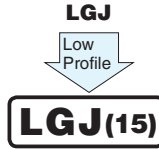
ALUMINUM ELECTROLYTIC CAPACITORS

LGJ₍₁₅₎

Snap-in Terminal Type, 105°C Low-Profile Sized (15mmL)



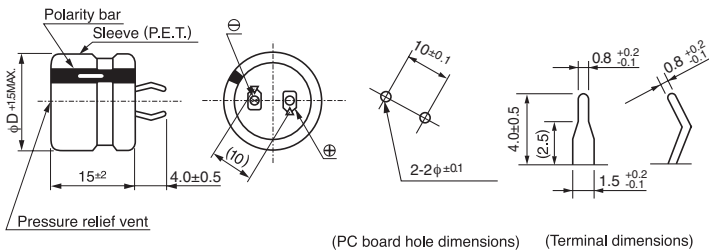
- Withstanding 2000 hours application of rated ripple current at 105°C.
- Smaller than low-profile LGJ.
- Ideally suited for flat design of switching power supply.
- Compliant to the RoHS directive (2011/65/EU, (EU)2015/863).



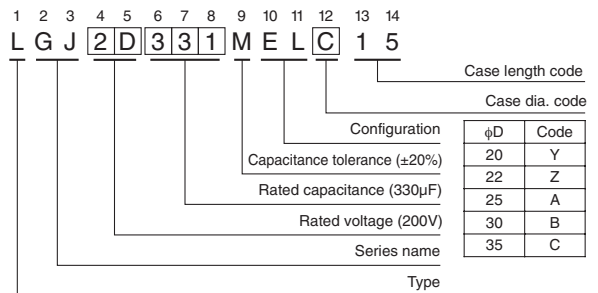
Specifications

Item	Performance Characteristics						
Category Temperature Range	- 40 to +105°C (160 to 250V) , - 25 to +105°C (315 • 400V)						
Rated Voltage Range	160 to 400V						
Rated Capacitance Range	39 to 390µF						
Capacitance Tolerance	±20% at 120Hz, 20°C						
Leakage Current	$I \leq 3\sqrt{CV}$ (µA) (After 5 minutes' application of rated voltage) [C : Rated Capacitance (µF) V : Voltage (V)]						
Tangent of loss angle (tan δ)	0.20 MAX. 120Hz at 20°C						
Stability at Low Temperature	Measurement frequency : 120Hz						
	Rated voltage(V)	160 to 250 315 • 400					
	Impedance ratio ZT/Z20(MAX.)	<table border="1"> <tr> <td>Z - 25°C/Z+20°C</td> <td>3</td> <td>8</td> </tr> <tr> <td>Z - 40°C/Z+20°C</td> <td>12</td> <td>—</td> </tr> </table>	Z - 25°C/Z+20°C	3	8	Z - 40°C/Z+20°C	12
Z - 25°C/Z+20°C	3	8					
Z - 40°C/Z+20°C	12	—					
Endurance	The specifications listed at right shall be met when the capacitors are restored to 20°C after D.C. bias plus rated ripple current is applied for 2000 hours at 105°C, the peak voltage shall not exceed the rated voltage.						
	Capacitance change	Within ±20% of the initial capacitance value					
	tan δ	200% or less than the initial specified value					
Shelf Life	After storing the capacitors under no load at 105°C for 1000 hours and then performing voltage treatment based on JIS C 5101-4 clause 4.1 at 20°C, they shall meet the requirements listed at right.						
	Capacitance change	Within ±15% of the initial capacitance value					
	tan δ	150% or less than the initial specified value					
Marking	Printed with white color letter on black sleeve.						

Drawing



Type numbering system (Example : 200V 330µF)



Frequency coefficient of rated ripple current

Frequency (Hz)	50	60	120	300	1 k	10k	50k or more
Coeff. 160 to 250V	0.81	0.85	1.00	1.17	1.32	1.45	1.50
315 • 400V	0.77	0.82	1.00	1.16	1.30	1.41	1.43

Minimum order quantity : 50pcs.

● Dimension table in next page.



■ Dimensions

160V(2C)				
Cap. (μF)	Size φD × L(mm)	Rated ripple (mArms)	Leakage Current (mA)	Code
150	20 × 15	550	0.46	LGJ2C151MELY15
180	22 × 15	650	0.50	LGJ2C181MELZ15
220	25 × 15	800	0.56	LGJ2C221MELA15
270	30 × 15	950	0.62	LGJ2C271MELB15
330	30 × 15	1000	0.68	LGJ2C331MELB15
390	35 × 15	1200	0.74	LGJ2C391MELC15

180V(2Z)				
Cap. (μF)	Size φD × L(mm)	Rated ripple (mArms)	Leakage Current (mA)	Code
120	20 × 15	500	0.44	LGJ2Z121MELY15
150	22 × 15	600	0.49	LGJ2Z151MELZ15
180	25 × 15	750	0.54	LGJ2Z181MELA15
220	30 × 15	850	0.59	LGJ2Z221MELB15
270	30 × 15	1000	0.66	LGJ2Z271MELB15
330	35 × 15	1100	0.73	LGJ2Z331MELC15
390	35 × 15	1200	0.79	LGJ2Z391MELC15

200V(2D)				
Cap. (μF)	Size φD × L(mm)	Rated ripple (mArms)	Leakage Current (mA)	Code
100	20 × 15	450	0.42	LGJ2D101MELY15
120	22 × 15	550	0.46	LGJ2D121MELZ15
150	25 × 15	650	0.51	LGJ2D151MELA15
180	25 × 15	750	0.56	LGJ2D181MELA15
220	30 × 15	900	0.62	LGJ2D221MELB15
270	30 × 15	1000	0.69	LGJ2D271MELB15
330	35 × 15	1100	0.77	LGJ2D331MELC15

250V(2E)				
Cap. (μF)	Size φD × L(mm)	Rated ripple (mArms)	Leakage Current (mA)	Code
100	22 × 15	500	0.47	LGJ2E101MELZ15
120	25 × 15	600	0.51	LGJ2E121MELA15
150	30 × 15	700	0.58	LGJ2E151MELB15
180	30 × 15	750	0.63	LGJ2E181MELB15
220	35 × 15	900	0.70	LGJ2E221MELC15
270	35 × 15	1000	0.77	LGJ2E271MELC15

315V(2F)				
Cap. (μF)	Size φD × L(mm)	Rated ripple (mArms)	Leakage Current (mA)	Code
56	22 × 15	350	0.39	LGJ2F560MELZ15
68	25 × 15	400	0.43	LGJ2F680MELA15
82	30 × 15	450	0.48	LGJ2F820MELB15
100	30 × 15	500	0.53	LGJ2F101MELB15
120	35 × 15	550	0.58	LGJ2F121MELC15
150	35 × 15	600	0.65	LGJ2F151MELC15

400V(2G)				
Cap. (μF)	Size φD × L(mm)	Rated ripple (mArms)	Leakage Current (mA)	Code
39	22 × 15	300	0.37	LGJ2G390MELZ15
47	25 × 15	350	0.41	LGJ2G470MELA15
56	30 × 15	400	0.44	LGJ2G560MELB15
68	30 × 15	450	0.49	LGJ2G680MELB15
82	35 × 15	500	0.54	LGJ2G820MELC15
100	35 × 15	550	0.60	LGJ2G101MELC15

Rated ripple current (mArms) at 105°C 120Hz

单击下面可查看定价，库存，交付和生命周期等信息

[>>Nichicon\(尼吉康\)](#)