

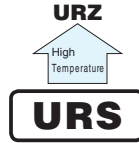
# ALUMINUM ELECTROLYTIC CAPACITORS

# URS

Compact & Low-profile Sized



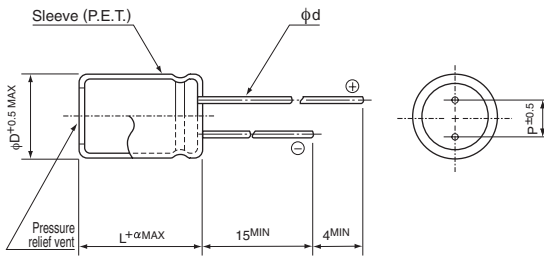
- Compact & low profile case size.
- Compliant to the RoHS directive (2011/65/EU,(EU)2015/863).



## Specifications

| Item                          | Performance Characteristics   |  |  |            |   |  |  |      |      |      |      |      |     |     |                        |                 |      |      |      |      |      |      |      |      |      |      |      |                 |    |    |   |   |   |   |   |   |   |   |    |
|-------------------------------|---|--|--|------------|---|--|--|------|------|------|------|------|-----|-----|------------------------|-----------------|------|------|------|------|------|------|------|------|------|------|------|-----------------|----|----|---|---|---|---|---|---|---|---|----|
| Category Temperature Range    | -40 to +85°C  |  |  |            |   |  |  |      |      |      |      |      |     |     |                        |                 |      |      |      |      |      |      |      |      |      |      |      |                 |    |    |   |   |   |   |   |   |   |   |    |
| Rated Voltage Range           | 6.3 to 400V   |  |  |            |   |  |  |      |      |      |      |      |     |     |                        |                 |      |      |      |      |      |      |      |      |      |      |      |                 |    |    |   |   |   |   |   |   |   |   |    |
| Rated Capacitance Range       | 10 to 10000µF   |  |  |            |   |  |  |      |      |      |      |      |     |     |                        |                 |      |      |      |      |      |      |      |      |      |      |      |                 |    |    |   |   |   |   |   |   |   |   |    |
| Capacitance Tolerance         | ±20% at 120Hz, 20°C   |  |  |            |   |  |  |      |      |      |      |      |     |     |                        |                 |      |      |      |      |      |      |      |      |      |      |      |                 |    |    |   |   |   |   |   |   |   |   |    |
| Leakage Current               | <table border="1"> <tr> <th>Rated voltage (V)</th> <th>6.3 to 100</th> <th>160 to 400</th> </tr> <tr> <td>_____</td> <td>After 1 minute's application of rated voltage at 20°C, leakage current is not more than 0.03CV.<br/>After 2 minutes' application of rated voltage at 20°C, leakage current is not more than 0.01CV.</td> <td>After 1 minute's application of rated voltage at 20°C, I = 0.04CV+100 (µA) or less</td> </tr> </table>  | Rated voltage (V)  | 6.3 to 100                                   | 160 to 400 | _____   | After 1 minute's application of rated voltage at 20°C, leakage current is not more than 0.03CV.<br>After 2 minutes' application of rated voltage at 20°C, leakage current is not more than 0.01CV. | After 1 minute's application of rated voltage at 20°C, I = 0.04CV+100 (µA) or less |      |      |      |      |      |     |     |                        |                 |      |      |      |      |      |      |      |      |      |      |      |                 |    |    |   |   |   |   |   |   |   |   |    |
|                               | Rated voltage (V)   | 6.3 to 100   | 160 to 400                                   |            |   |  |  |      |      |      |      |      |     |     |                        |                 |      |      |      |      |      |      |      |      |      |      |      |                 |    |    |   |   |   |   |   |   |   |   |    |
| _____                         | After 1 minute's application of rated voltage at 20°C, leakage current is not more than 0.03CV.<br>After 2 minutes' application of rated voltage at 20°C, leakage current is not more than 0.01CV.  | After 1 minute's application of rated voltage at 20°C, I = 0.04CV+100 (µA) or less |  |            |   |  |  |      |      |      |      |      |     |     |                        |                 |      |      |      |      |      |      |      |      |      |      |      |                 |    |    |   |   |   |   |   |   |   |   |    |
| Tangent of loss angle (tan δ) | For capacitance of more than 1000µF, add 0.02 for every increase of 1000µF. Measurement frequency : 120Hz at 20°C<br><table border="1"> <tr> <th>Rated voltage (V)</th> <th>6.3</th> <th>10</th> <th>16</th> <th>25</th> <th>35</th> <th>50</th> <th>63</th> <th>100</th> <th>160</th> <th>200</th> <th>250</th> <th>400</th> </tr> <tr> <td>tan δ (MAX.)</td> <td>0.28</td> <td>0.24</td> <td>0.20</td> <td>0.16</td> <td>0.14</td> <td>0.12</td> <td>0.10</td> <td>0.08</td> <td>0.20</td> <td>0.20</td> <td>0.20</td> <td>0.25</td> </tr> </table>   | Rated voltage (V)  | 6.3  | 10         | 16  | 25   | 35   | 50   | 63   | 100  | 160  | 200  | 250 | 400 | tan δ (MAX.)           | 0.28            | 0.24 | 0.20 | 0.16 | 0.14 | 0.12 | 0.10 | 0.08 | 0.20 | 0.20 | 0.20 | 0.25 |                 |    |    |   |   |   |   |   |   |   |   |    |
| Rated voltage (V)             | 6.3   | 10   | 16   | 25         | 35  | 50   | 63   | 100  | 160  | 200  | 250  | 400  |     |     |                        |                 |      |      |      |      |      |      |      |      |      |      |      |                 |    |    |   |   |   |   |   |   |   |   |    |
| tan δ (MAX.)                  | 0.28  | 0.24   | 0.20   | 0.16       | 0.14  | 0.12   | 0.10   | 0.08 | 0.20 | 0.20 | 0.20 | 0.25 |     |     |                        |                 |      |      |      |      |      |      |      |      |      |      |      |                 |    |    |   |   |   |   |   |   |   |   |    |
| Stability at Low Temperature  | Measurement frequency : 120Hz<br><table border="1"> <tr> <th>Rated voltage (V)</th> <th>6.3</th> <th>10</th> <th>16</th> <th>25</th> <th>35</th> <th>50</th> <th>63</th> <th>100</th> <th>160</th> <th>200</th> <th>250</th> <th>400</th> </tr> <tr> <th rowspan="2">Impedance ratio (MAX.)</th> <td>Z-25°C / Z+20°C</td> <td>5</td> <td>4</td> <td>3</td> <td>2</td> <td>2</td> <td>2</td> <td>2</td> <td>2</td> <td>3</td> <td>3</td> <td>6</td> </tr> <tr> <td>Z-40°C / Z+20°C</td> <td>12</td> <td>10</td> <td>8</td> <td>5</td> <td>4</td> <td>3</td> <td>3</td> <td>3</td> <td>4</td> <td>4</td> <td>10</td> </tr> </table> | Rated voltage (V)  | 6.3  | 10         | 16  | 25   | 35   | 50   | 63   | 100  | 160  | 200  | 250 | 400 | Impedance ratio (MAX.) | Z-25°C / Z+20°C | 5    | 4    | 3    | 2    | 2    | 2    | 2    | 2    | 3    | 3    | 6    | Z-40°C / Z+20°C | 12 | 10 | 8 | 5 | 4 | 3 | 3 | 3 | 4 | 4 | 10 |
|                               | Rated voltage (V)   | 6.3  | 10   | 16         | 25  | 35   | 50   | 63   | 100  | 160  | 200  | 250  | 400 |     |                        |                 |      |      |      |      |      |      |      |      |      |      |      |                 |    |    |   |   |   |   |   |   |   |   |    |
| Impedance ratio (MAX.)        | Z-25°C / Z+20°C   | 5  | 4  | 3          | 2   | 2  | 2  | 2    | 2    | 3    | 3    | 6    |     |     |                        |                 |      |      |      |      |      |      |      |      |      |      |      |                 |    |    |   |   |   |   |   |   |   |   |    |
|                               | Z-40°C / Z+20°C   | 12   | 10   | 8          | 5   | 4  | 3  | 3    | 3    | 4    | 4    | 10   |     |     |                        |                 |      |      |      |      |      |      |      |      |      |      |      |                 |    |    |   |   |   |   |   |   |   |   |    |
| Endurance                     | The specifications listed at right shall be met when the capacitors are restored to 20°C after the rated voltage is applied for 2000 hours at 85°C.   |  |  |            |   |  |  |      |      |      |      |      |     |     |                        |                 |      |      |      |      |      |      |      |      |      |      |      |                 |    |    |   |   |   |   |   |   |   |   |    |
|                               | <table border="1"> <tr> <td>Capacitance change</td> <td>Within ±20% of the initial capacitance value</td> </tr> <tr> <td>tan δ</td> <td>200% or less than the initial specified value</td> </tr> <tr> <td>Leakage current</td> <td>Less than or equal to the initial specified value</td> </tr> </table>  | Capacitance change   | Within ±20% of the initial capacitance value | tan δ      | 200% or less than the initial specified value | Leakage current  | Less than or equal to the initial specified value                                  |      |      |      |      |      |     |     |                        |                 |      |      |      |      |      |      |      |      |      |      |      |                 |    |    |   |   |   |   |   |   |   |   |    |
|                               | Capacitance change  | Within ±20% of the initial capacitance value                                       |  |            |   |  |  |      |      |      |      |      |     |     |                        |                 |      |      |      |      |      |      |      |      |      |      |      |                 |    |    |   |   |   |   |   |   |   |   |    |
| tan δ                         | 200% or less than the initial specified value   |  |  |            |   |  |  |      |      |      |      |      |     |     |                        |                 |      |      |      |      |      |      |      |      |      |      |      |                 |    |    |   |   |   |   |   |   |   |   |    |
| Leakage current               | Less than or equal to the initial specified value   |  |  |            |   |  |  |      |      |      |      |      |     |     |                        |                 |      |      |      |      |      |      |      |      |      |      |      |                 |    |    |   |   |   |   |   |   |   |   |    |
|                               |   |  |  |            |   |  |  |      |      |      |      |      |     |     |                        |                 |      |      |      |      |      |      |      |      |      |      |      |                 |    |    |   |   |   |   |   |   |   |   |    |
| Shelf Life                    | After storing the capacitors under no load at 85°C for 1000 hours and then performing voltage treatment based on JIS C 5101-4 clause 4.1 at 20°C, they shall meet the specified values for the endurance characteristics listed above.  |  |  |            |   |  |  |      |      |      |      |      |     |     |                        |                 |      |      |      |      |      |      |      |      |      |      |      |                 |    |    |   |   |   |   |   |   |   |   |    |
| Marking                       | Printed with white color letter on black sleeve.  |  |  |            |   |  |  |      |      |      |      |      |     |     |                        |                 |      |      |      |      |      |      |      |      |      |      |      |                 |    |    |   |   |   |   |   |   |   |   |    |

## Radial Lead Type



|    | (mm) |      |     |     |      |
|----|------|------|-----|-----|------|
| φD | 10   | 12.5 | 16  | 18  | 20   |
| P  | 5.0  | 5.0  | 7.5 | 7.5 | 10.0 |
| φd | 0.6  | 0.6  | 0.8 | 0.8 | 1.0  |

|   |               |
|---|---------------|
| α | (φD < 20) 1.5 |
|   | (φD ≥ 20) 2.0 |

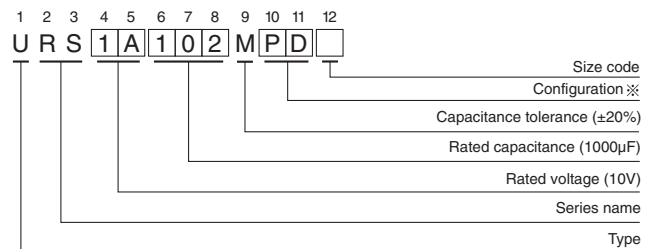
- Please refer to the Guidelines for Aluminum Electrolytic Capacitors for end seal configuration information.

## Frequency coefficient of rated ripple current

| V          | Cap.(µF)      | Frequency |       |       |       |               |
|------------|---------------|-----------|-------|-------|-------|---------------|
|            |               | 50Hz      | 120Hz | 300Hz | 1 kHz | 10kHz or more |
| 6.3 to 100 | 47            | 0.75      | 1.00  | 1.35  | 1.57  | 2.00          |
|            | 100 to 470    | 0.80      | 1.00  | 1.23  | 1.34  | 1.50          |
|            | 1000 to 10000 | 0.85      | 1.00  | 1.10  | 1.13  | 1.15          |
| 160 to 400 | 10 to 220     | 0.80      | 1.00  | 1.25  | 1.40  | 1.60          |

● Dimension table in next page.

## Type numbering system (Example : 10V 1000µF)



※ Configuration

| φ D        | Pb-free leadwire<br>Pb-free PET sleeve |
|------------|--|
| 10         | PD                                     |
| 12.5 to 18 | HD                                     |
| 20         | RD                                     |

URS

## ■ Dimensions

| Rated Voltage<br>(V)<br>(code) | Rated Capacitance<br>( $\mu$ F) | Case Size<br>$\phi$ D $\times$ L (mm) | tan $\delta$       | Leakage Current<br>( $\mu$ A) |                            | Rated Ripple<br>(mA <sub>rms</sub> )<br>(85°C/120Hz) | Part Number  |             |
|--------------------------------|---------------------------------|---------------------------------------|--------------------|-------------------------------|----------------------------|--|--------------|-------------|
|                                |                                 |                                       |                    | at 20°C after<br>1 minute     | at 20°C after<br>2 minutes |  |              |             |
| 6.3<br>(0J)                    | 2200                            | 12.5 $\times$ 15                      | 0.30               | 415.8                         | 138.6                      | 890  | URS0J222MHD  |             |
|                                | 3300                            | 16 $\times$ 15                        | 0.32               | 623.7                         | 207.9                      | 1200   | URS0J332MHD  |             |
|                                | 4700                            | 16 $\times$ 15                        | 0.34               | 888.3                         | 296.1                      | 1410   | URS0J472MHD  |             |
|                                | 6800                            | 18 $\times$ 15                        | 0.38               | 1285.2                        | 428.4                      | 1660   | URS0J682MHD  |             |
|                                | 10000                           | 18 $\times$ 20                        | 0.46               | 1890                          | 630                        | 2020   | URS0J103MHD  |             |
| 10<br>(1A)                     | 1000                            | 10 $\times$ 12.5                      | 0.24               | 300                           | 100                        | 620  | URS1A102MPD  |             |
|                                | 2200                            | 12.5 $\times$ 15                      | 0.26               | 660                           | 220                        | 960  | URS1A222MHD  |             |
|                                | 3300                            | 16 $\times$ 15                        | 0.28               | 990                           | 330                        | 1300   | URS1A332MHD  |             |
|                                | 4700                            | 18 $\times$ 15                        | 0.30               | 1410                          | 470                        | 1550   | URS1A472MHD  |             |
|                                | 6800                            | 18 $\times$ 20                        | 0.34               | 2040                          | 680                        | 1850   | URS1A682MHD  |             |
| 10000                          | 18 $\times$ 25                  | 0.42                                  | 3000               | 1000                          | 2350                       | URS1A103MHD  |              |             |
|                                | 16<br>(1C)                      | 1000                                  | 12.5 $\times$ 12.5 | 0.20                          | 480                        | 160  | 720          | URS1C102MHD |
|                                |                                 | 2200                                  | 16 $\times$ 15     | 0.22                          | 1056                       | 352  | 1160         | URS1C222MHD |
|                                |                                 | 3300                                  | 18 $\times$ 15     | 0.24                          | 1584                       | 528  | 1460         | URS1C332MHD |
|                                |                                 | 4700                                  | 18 $\times$ 20     | 0.26                          | 2256                       | 752  | 1770         | URS1C472MHD |
| 6800                           |                                 | 18 $\times$ 25                        | 0.30               | 3264                          | 1088                       | 2170   | URS1C682MHD  |             |
| 25<br>(1E)                     | 470                             | 10 $\times$ 12.5                      | 0.16               | 352.5                         | 117.5                      | 530  | URS1E471MPD  |             |
|                                | 1000                            | 12.5 $\times$ 15                      | 0.16               | 750                           | 250                        | 830  | URS1E102MHD  |             |
|                                | 2200                            | 18 $\times$ 15                        | 0.18               | 1650                          | 550                        | 1360   | URS1E222MHD  |             |
|                                | 3300                            | 18 $\times$ 20                        | 0.20               | 2475                          | 825                        | 1720   | URS1E332MHD  |             |
|                                | 4700                            | 18 $\times$ 25                        | 0.22               | 3525                          | 1175                       | 2050   | URS1E472MHD  |             |
| 35<br>(1V)                     | 330                             | 10 $\times$ 12.5                      | 0.14               | 346.5                         | 115.5                      | 480  | URS1V331MPD  |             |
|                                | 470                             | 12.5 $\times$ 12.5                    | 0.14               | 493.5                         | 164.5                      | 590  | URS1V471MHD  |             |
|                                | 1000                            | 16 $\times$ 15                        | 0.14               | 1050                          | 350                        | 1010   | URS1V102MHD  |             |
|                                | 2200                            | 18 $\times$ 20                        | 0.16               | 2310                          | 770                        | 1560   | URS1V222MHD  |             |
|                                | 3300                            | 20 $\times$ 25                        | 0.18               | 3465                          | 1155                       | 2000   | URS1V332MRD  |             |
| 50<br>(1H)                     | 220                             | 10 $\times$ 12.5                      | 0.12               | 330                           | 110                        | 420  | URS1H221MPD  |             |
|                                | 330                             | 12.5 $\times$ 12.5                    | 0.12               | 495                           | 165                        | 530  | URS1H331MHD  |             |
|                                | 470                             | 16 $\times$ 15                        | 0.12               | 705                           | 235                        | 750  | URS1H471MHD  |             |
|                                | 1000                            | 18 $\times$ 20                        | 0.12               | 1500                          | 500                        | 1160   | URS1H102MHD  |             |
|                                | 2200                            | 20 $\times$ 25                        | 0.14               | 3300                          | 1100                       | 1750   | URS1H222MRD  |             |
| 63<br>(1J)                     | 220                             | 12.5 $\times$ 12.5                    | 0.10               | 415.8                         | 138.6                      | 490  | URS1J221MHD  |             |
|                                | 330                             | 12.5 $\times$ 15                      | 0.10               | 623.7                         | 207.9                      | 710  | URS1J331MHD  |             |
|                                | 470                             | 16 $\times$ 15                        | 0.10               | 888.3                         | 296.1                      | 900  | URS1J471MHD  |             |
| 100<br>(2A)                    | 47                              | 10 $\times$ 12.5                      | 0.08               | 141                           | 47                         | 230  | URS2A470MPD  |             |
|                                | 100                             | 12.5 $\times$ 15                      | 0.08               | 300                           | 100                        | 370  | URS2A101MHD  |             |
|                                | 220                             | 16 $\times$ 15                        | 0.08               | 660                           | 220                        | 620  | URS2A221MHD  |             |
|                                | 330                             | 18 $\times$ 15                        | 0.08               | 990                           | 330                        | 760  | URS2A331MHD  |             |
| 160<br>(2C)                    | 47                              | 16 $\times$ 15                        | 0.20               | 400.8                         | —                          | 420  | URS2C470MHD  |             |
|                                | 68                              | 18 $\times$ 15                        | 0.20               | 535.2                         | —                          | 490  | URS2C680MHD  |             |
|                                | 68                              | 16 $\times$ 20                        | 0.20               | 535.2                         | —                          | 490  | URS2C680MHD6 |             |

For cut leads, formed leads or taped parts, please add the appropriate code after the size code (12th digit).  
If there is no size code in the part number, please add size code "1" and then add the appropriate code.



## ■ Dimensions

| Rated Voltage<br>(V)<br>(code) | Rated Capacitance<br>( $\mu$ F) | Case Size<br>$\phi$ D×L (mm) | tan $\delta$ | Leakage Current<br>( $\mu$ A) |                            | Rated Ripple<br>(mArms)<br>(85°C/120Hz) | Part Number  |
|--------------------------------|---------------------------------|------------------------------|--------------|-------------------------------|----------------------------|---|--------------|
|                                |                                 |                              |              | at 20°C after<br>1 minute     | at 20°C after<br>2 minutes |   |              |
| 160<br>(2C)                    | 100                             | 18×20                        | 0.20         | 740                           | —                          | 590                                     | URS2C101MHD  |
|                                | 100                             | 20×15                        | 0.20         | 740                           | —                          | 590                                     | URS2C101MRD6 |
|                                | 150                             | 18×25                        | 0.20         | 1060                          | —                          | 710                                     | URS2C151MHD  |
|                                | 150                             | 20×20                        | 0.20         | 1060                          | —                          | 710                                     | URS2C151MRD6 |
|                                | 220                             | 20×25                        | 0.20         | 1508                          | —                          | 770                                     | URS2C221MRD  |
| 200<br>(2D)                    | 33                              | 16×15                        | 0.20         | 364                           | —                          | 350                                     | URS2D330MHD  |
|                                | 47                              | 18×15                        | 0.20         | 476                           | —                          | 420                                     | URS2D470MHD  |
|                                | 47                              | 16×20                        | 0.20         | 476                           | —                          | 420                                     | URS2D470MHD6 |
|                                | 68                              | 18×20                        | 0.20         | 644                           | —                          | 490                                     | URS2D680MHD  |
|                                | 68                              | 20×15                        | 0.20         | 644                           | —                          | 490                                     | URS2D680MRD6 |
|                                | 100                             | 18×25                        | 0.20         | 900                           | —                          | 590                                     | URS2D101MHD  |
|                                | 100                             | 20×20                        | 0.20         | 900                           | —                          | 590                                     | URS2D101MRD6 |
|                                | 150                             | 18×25                        | 0.20         | 1300                          | —                          | 710                                     | URS2D151MHD  |
| 250<br>(2E)                    | 22                              | 16×15                        | 0.20         | 320                           | —                          | 280                                     | URS2E220MHD  |
|                                | 33                              | 18×15                        | 0.20         | 430                           | —                          | 350                                     | URS2E330MHD  |
|                                | 33                              | 16×20                        | 0.20         | 430                           | —                          | 350                                     | URS2E330MHD6 |
|                                | 47                              | 18×20                        | 0.20         | 570                           | —                          | 420                                     | URS2E470MHD  |
|                                | 47                              | 20×15                        | 0.20         | 570                           | —                          | 420                                     | URS2E470MRD6 |
|                                | 68                              | 18×20                        | 0.20         | 780                           | —                          | 490                                     | URS2E680MHD  |
|                                | 100                             | 18×25                        | 0.20         | 1100                          | —                          | 590                                     | URS2E101MHD  |
|                                | 400<br>(2G)                     | 10                           | 16×15        | 0.25                          | 260                        | —                                       | 140          |
| 22                             |                                 | 18×15                        | 0.25         | 452                           | —                          | 280                                     | URS2G220MHD  |
| 22                             |                                 | 16×20                        | 0.25         | 452                           | —                          | 280                                     | URS2G220MHD6 |
| 33                             |                                 | 18×20                        | 0.25         | 628                           | —                          | 350                                     | URS2G330MHD  |
| 47                             |                                 | 18×25                        | 0.25         | 852                           | —                          | 420                                     | URS2G470MHD  |
| 47                             |                                 | 20×20                        | 0.25         | 852                           | —                          | 420                                     | URS2G470MRD6 |
| 68                             |                                 | 20×25                        | 0.25         | 1188                          | —                          | 490                                     | URS2G680MRD  |

For cut leads, formed leads or taped parts, please add the appropriate code after the size code (12th digit).  
If there is no size code in the part number, please add size code "1" and then add the appropriate code.

- For formed lead or taped product specifications and minimum order quantity, please refer to the Guidelines for Aluminum Electrolytic Capacitors.

单击下面可查看定价，库存，交付和生命周期等信息

[>>Nichicon\(尼吉康\)](#)