


ALUMINUM ELECTROLYTIC CAPACITORS

LGL

Snap-in Terminal Type, 105°C Ultra-Smaller-Sized

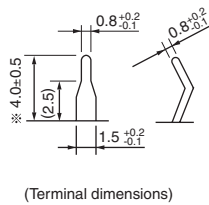
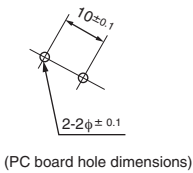
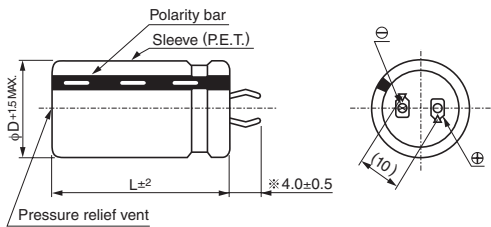


- One rank smaller case sized than LGG.
- Suited for equipment down sizing.
- Compliant to the RoHS directive (2011/65/EU,(EU)2015/863).

Specifications

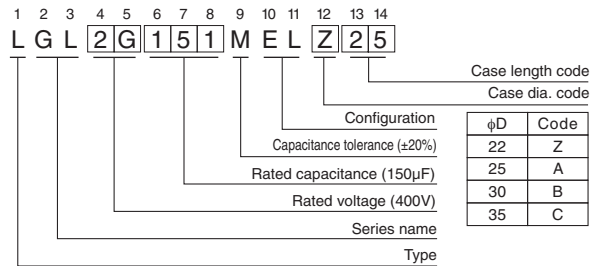
| Item | Performance Characteristics | | | |
|-------------------------------|---|-----------------|---------------------------------------|---|
| Category Temperature Range | - 25 to +105°C | | | |
| Rated Voltage Range | 400 · 450V | | | |
| Rated Capacitance Range | 120 to 1000µF | | | |
| Capacitance Tolerance | ±20% at 120Hz, 20°C | | | |
| Leakage Current | $I \leq 3\sqrt{CV}$ (µA) (After 5 minutes' application of rated voltage) [C : Rated Capacitance (µF) V : Voltage (V)] | | | |
| Tangent of loss angle (tan δ) | Rated voltage (V) | 400 450 | Measurement frequency : 120Hz at 20°C | |
| | tan δ (MAX.) | 0.15 0.20 | | |
| Stability at Low Temperature | Rated voltage (V) | 400 · 450 | | Measurement frequency : 120Hz |
| | Impedance ratio ZT/Z20 (MAX.) | Z - 25°C/Z+20°C | | |
| Endurance | The specifications listed at right shall be met when the capacitors are restored to 20°C after D.C. bias plus rated ripple current is applied for 2000 hours at 105°C, the peak voltage shall not exceed the rated voltage. | | Capacitance change | Within ±20% of the initial capacitance value |
| | | | tan δ | 200% or less than the initial specified value |
| | | | Leakage current | Less than or equal to the initial specified value |
| Shelf Life | After storing the capacitors under no load at 105°C for 1000 hours and then performing voltage treatment based on JIS C 5101-4 clause 4.1 at 20°C, they shall meet the characteristic requirements listed at right. | | Capacitance change | Within ±20% of the initial capacitance value |
| | | | tan δ | 200% or less than the initial specified value |
| | | | Leakage current | Less than or equal to the initial specified value |
| Marking | Printed with white color letter on black sleeve. | | | |

Drawing



* Other terminations available upon request.
Please refer to the Guidelines for Aluminum Electrolytic Capacitors.

Type numbering system (Example : 400V 150µF)



Frequency coefficient of rated ripple current

| Frequency (Hz) | 50 | 60 | 120 | 300 | 1 k | 10k | 50k or more |
|----------------|------------|------|------|------|------|------|-------------|
| Coeff. | 400 - 450V | 0.77 | 0.82 | 1.00 | 1.16 | 1.30 | 1.41 |

Minimum order quantity : 50pcs.

● Dimension table in next page.

LGL

■ Dimensions

| 400V (2G) | | | | |
|-----------|-----------------|----------------------|----------------------|----------------|
| Cap. (μF) | Size φD × L(mm) | Rated ripple (mArms) | Leakage Current (mA) | Code |
| 150 | 22 × 25 | 730 | 0.73 | LGL2G151MELZ25 |
| 220 | 22 × 30 | 780 | 0.88 | LGL2G221MELZ30 |
| | 25 × 25 | 780 | 0.88 | LGL2G221MELA25 |
| 270 | 22 × 35 | 910 | 0.98 | LGL2G271MELZ35 |
| | 25 × 30 | 910 | 0.98 | LGL2G271MELA30 |
| 330 | 22 × 45 | 1070 | 1.08 | LGL2G331MELZ45 |
| | 25 × 35 | 1070 | 1.08 | LGL2G331MELA35 |
| | 30 × 25 | 1040 | 1.08 | LGL2G331MELB25 |
| 390 | 22 × 50 | 1230 | 1.18 | LGL2G391MELZ50 |
| | 25 × 40 | 1230 | 1.18 | LGL2G391MELA40 |
| | 30 × 30 | 1230 | 1.18 | LGL2G391MELB30 |
| | 35 × 25 | 1180 | 1.18 | LGL2G391MELC25 |
| 470 | 25 × 45 | 1500 | 1.30 | LGL2G471MELA45 |
| | 30 × 35 | 1500 | 1.30 | LGL2G471MELB35 |
| 560 | 30 × 40 | 1660 | 1.41 | LGL2G561MELB40 |
| | 35 × 30 | 1660 | 1.41 | LGL2G561MELC30 |
| 680 | 30 × 45 | 1740 | 1.56 | LGL2G681MELB45 |
| | 35 × 35 | 1740 | 1.56 | LGL2G681MELC35 |
| 820 | 30 × 50 | 1920 | 1.71 | LGL2G821MELB50 |
| | 35 × 40 | 1920 | 1.71 | LGL2G821MELC40 |
| 1000 | 35 × 50 | 2200 | 1.89 | LGL2G102MELC50 |

| 450V (2W) | | | | |
|-----------|-----------------|----------------------|----------------------|----------------|
| Cap. (μF) | Size φD × L(mm) | Rated ripple (mArms) | Leakage Current (mA) | Code |
| 120 | 22 × 25 | 690 | 0.69 | LGL2W121MELZ25 |
| 150 | 22 × 30 | 740 | 0.77 | LGL2W151MELZ30 |
| | 25 × 25 | 740 | 0.77 | LGL2W151MELA25 |
| 180 | 22 × 35 | 770 | 0.85 | LGL2W181MELZ35 |
| | 25 × 30 | 770 | 0.85 | LGL2W181MELA30 |
| 220 | 22 × 40 | 850 | 0.94 | LGL2W221MELZ40 |
| | 25 × 35 | 850 | 0.94 | LGL2W221MELA35 |
| | 30 × 25 | 820 | 0.94 | LGL2W221MELB25 |
| 270 | 22 × 45 | 930 | 1.04 | LGL2W271MELZ45 |
| | 25 × 40 | 930 | 1.04 | LGL2W271MELA40 |
| | 30 × 30 | 930 | 1.04 | LGL2W271MELB30 |
| 330 | 25 × 45 | 1120 | 1.15 | LGL2W331MELA45 |
| | 30 × 35 | 1120 | 1.15 | LGL2W331MELB35 |
| | 35 × 25 | 1070 | 1.15 | LGL2W331MELC25 |
| 390 | 25 × 50 | 1280 | 1.25 | LGL2W391MELA50 |
| | 30 × 40 | 1280 | 1.25 | LGL2W391MELB40 |
| | 35 × 30 | 1280 | 1.25 | LGL2W391MELC30 |
| 470 | 30 × 45 | 1480 | 1.37 | LGL2W471MELB45 |
| | 35 × 35 | 1480 | 1.37 | LGL2W471MELC35 |
| 560 | 30 × 50 | 1660 | 1.50 | LGL2W561MELB50 |
| | 35 × 40 | 1660 | 1.50 | LGL2W561MELC40 |
| 680 | 35 × 45 | 1770 | 1.65 | LGL2W681MELC45 |
| 820 | 35 × 50 | 1930 | 1.82 | LGL2W821MELC50 |

Rated ripple current (mArms) at 105°C 120Hz

单击下面可查看定价，库存，交付和生命周期等信息

[>>Nichicon\(尼吉康\)](#)