

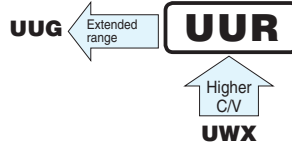
# ALUMINUM ELECTROLYTIC CAPACITORS

# UUR

Chip Type, High CV



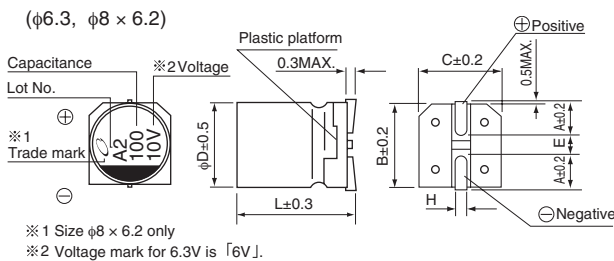
- Chip type, higher capacitance.
- Designed for surface mounting on high density PC board.
- Applicable to automatic mounting machine fed with carrier tape.
- Compliant to the RoHS directive (2011/65/EU, (EU)2015/863).
- AEC-Q200 compliant. Please contact us for details.



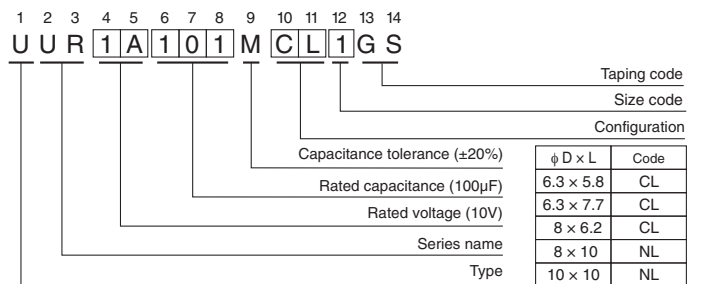
## Specifications

Item	Performance Characteristics											
Category Temperature Range	-40 to +85°C											
Rated Voltage Range	4 to 100V											
Rated Capacitance Range	3.3 to 1500μF											
Capacitance Tolerance	±20% at 120Hz, 20°C											
Leakage Current	After 1 minute's application of rated voltage at 20°C, leakage current is not more than 0.03CV (μA).											
Tangent of loss angle (tan δ)	Measurement frequency : 120Hz at 20°C											
	Rated voltage (V)	4	6.3	10	16	25	35	50	63	100		
Stability at Low Temperature	Measurement frequency: 120Hz											
	Rated voltage (V)		4	6.3	10	16	25	35	50	63	100	
	Impedance ratio	Z-25°C / Z+20°C	7	5	4	3	2	2	2	2	2	
Endurance	ZT / Z20 (MAX.)		Z-40°C / Z+20°C	15	10	8	6	4	3	3	3	
	The specifications listed at right shall be met when the capacitors are restored to 20°C after the rated voltage is applied for 2000 hours at 85°C.		Capacitance change		Within ±20% of the initial capacitance value							
Shelf Life	The capacitors are kept on a hot plate for 30 seconds, which is maintained at 250°C. The capacitors shall meet the characteristic requirements listed at right when they are removed from the plate and restored to 20°C.		tan δ		200% or less than the initial specified value							
			Leakage current		Less than or equal to the initial specified value							
Resistance to soldering heat	After storing the capacitors under no load at 85°C for 1000 hours and then performing voltage treatment based on JIS C 5101-4 clause 4.1 at 20°C, they shall meet the specified values for the endurance characteristics listed above.		Capacitance change		Within ±10% of the initial capacitance value							
			tan δ		Less than or equal to the initial specified value							
Marking			Leakage current		Less than or equal to the initial specified value							
	Black print on the case top.											

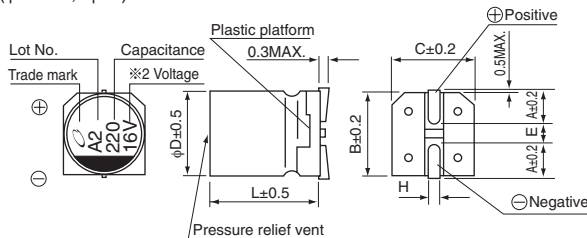
## Chip Type



## Type numbering system (Example : 10V 100μF)



(φ8 × 10, φ10)



	(mm)				
φD × L	6.3 × 5.8	6.3 × 7.7	8 × 6.2	8 × 10	10 × 10
A	2.4	2.4	3.3	2.9	3.2
B	6.6	6.6	8.3	8.3	10.3
C	6.6	6.6	8.3	8.3	10.3
E	2.2	2.2	2.3	3.1	4.5
L	5.8	7.7	6.2	10	10
H	0.5 to 0.8	0.5 to 0.8	0.5 to 0.8	0.8 to 1.1	0.8 to 1.1

## Frequency coefficient of rated ripple current

Cap. (μF)	Frequency	50 Hz	120 Hz	300 Hz	1 kHz	10 kHz or more
Less than 47		0.80	1.00	1.15	1.40	1.67
100 to 1500		0.85	1.00	1.08	1.20	1.30

● Dimension table in next page.

UUR

## ■ Dimensions

Rated Voltage (V) (code)	Rated Capacitance (μF)	Case Size φD×L (mm)	tan δ	Leakage Current (μA) (at 20°C after 1 minute)	Rated Ripple (mArms) (85°C/120Hz)	Part Number
4 (0G)	330	6.3×5.8	0.35	39.6	152	UUR0G331MCL1GS
	470	6.3×7.7	0.35	56.4	200	UUR0G471MCL1GS
	680	8×10	0.35	81.6	284	UUR0G681MNL1GS
	1000	8×10	0.35	120	344	UUR0G102MNL1GS
	1500	10×10	0.35	180	347	UUR0G152MNL1GS
6.3 (0J)	220	8×6.2	0.28	41.58	160	UUR0J221MCL1GS
	220	6.3×5.8	0.28	41.58	143	UUR0J221MCL6GS
	330	8×6.2	0.28	62.37	190	UUR0J331MCL1GS
	330	6.3×7.7	0.28	62.37	188	UUR0J331MCL6GS
	470	8×10	0.28	88.83	265	UUR0J471MNL1GS
	680	8×10	0.28	128.52	318	UUR0J681MNL1GS
	1000	10×10	0.28	189	400	UUR0J102MNL1GS
	1000	8×10	0.28	189	372	UUR0J102MNL6GS
	1500	10×10	0.28	283.5	489	UUR0J152MNL1GS
10 (1A)	100	6.3×5.8	0.24	30	70	UUR1A101MCL1GS
	150	6.3×5.8	0.24	45	85	UUR1A151MCL1GS
	220	8×6.2	0.24	66	175	UUR1A221MCL1GS
	220	6.3×7.7	0.24	66	173	UUR1A221MCL6GS
	330	8×10	0.24	99	240	UUR1A331MNL1GS
	470	8×10	0.24	141	290	UUR1A471MNL1GS
	680	10×10	0.24	204	374	UUR1A681MNL1GS
	1000	10×10	0.24	300	454	UUR1A102MNL1GS
16 (1C)	100	8×6.2	0.20	48	125	UUR1C101MCL1GS
	150	6.3×7.7	0.20	72	151	UUR1C151MCL1GS
	220	8×10	0.20	105.6	215	UUR1C221MNL1GS
	220	6.3×7.7	0.20	105.6	162	UUR1C221MCL6GS
	330	8×10	0.20	158.4	270	UUR1C331MNL1GS
	470	10×10	0.20	225.6	330	UUR1C471MNL1GS
	470	8×10	0.20	225.6	307	UUR1C471MNL6GS
	680	10×10	0.20	326.4	396	UUR1C681MNL1GS
25 (1E)	47	6.3×5.8	0.16	35.25	65	UUR1E470MCL1GS
	100	8×6.2	0.16	75	145	UUR1E101MCL1GS
	100	6.3×7.7	0.16	75	143	UUR1E101MCL6GS
	150	8×10	0.16	112.5	192	UUR1E151MNL1GS
	220	10×10	0.16	165	250	UUR1E221MNL1GS
	220	8×10	0.16	165	232	UUR1E221MNL6GS
	330	10×10	0.16	247.5	305	UUR1E331MNL1GS
	330	8×10	0.16	247.5	284	UUR1E331MNL6GS
	470	10×10	0.16	352.5	393	UUR1E471MNL1GS
35 (1V)	33	6.3×5.8	0.14	34.65	55	UUR1V330MCL1GS
	47	8×6.2	0.14	49.35	105	UUR1V470MCL1GS
	47	6.3×5.8	0.14	49.35	94	UUR1V470MCL6GS
	100	8×10	0.14	105	175	UUR1V101MNL1GS
	100	6.3×7.7	0.14	105	132	UUR1V101MCL6GS
	150	8×10	0.14	157.5	214	UUR1V151MNL1GS
	220	10×10	0.14	231	265	UUR1V221MNL1GS
	220	8×10	0.14	231	246	UUR1V221MNL6GS
	330	10×10	0.14	346.5	324	UUR1V331MNL1GS

UUR

## ■ Dimensions

Rated Voltage (V) (code)	Rated Capacitance ( $\mu$ F)	Case Size $\phi$ D $\times$ L (mm)	$\tan \delta$	Leakage Current ( $\mu$ A) (at 20°C after 1 minute)	Rated Ripple (mArms) (85°C/120Hz)	Part Number
50 (1H)	22	6.3 $\times$ 5.8	0.12	33	45	UUR1H220MCL1GS
	33	8 $\times$ 6.2	0.12	49.5	95	UUR1H330MCL1GS
	33	6.3 $\times$ 7.7	0.12	49.5	94	UUR1H330MCL6GS
	47	8 $\times$ 10	0.12	70.5	140	UUR1H470MNL1GS
	47	6.3 $\times$ 7.7	0.12	70.5	105	UUR1H470MCL6GS
	100	10 $\times$ 10	0.12	150	195	UUR1H101MNL1GS
	100	8 $\times$ 10	0.12	150	181	UUR1H101MNL6GS
	150	10 $\times$ 10	0.12	225	238	UUR1H151MNL1GS
	220	10 $\times$ 10	0.12	330	289	UUR1H221MNL1GS
63 (1J)	4.7	6.3 $\times$ 5.8	0.12	8.883	31	UUR1J4R7MCL1GS
	10	8 $\times$ 6.2	0.12	18.9	46	UUR1J100MCL1GS
	22	8 $\times$ 10	0.12	41.58	96	UUR1J220MNL1GS
	33	8 $\times$ 10	0.12	62.37	117	UUR1J330MNL1GS
	47	8 $\times$ 10	0.12	88.83	140	UUR1J470MNL1GS
	100	10 $\times$ 10	0.12	189	232	UUR1J101MNL1GS
100 (2A)	3.3	6.3 $\times$ 5.8	0.12	9.9	29	UUR2A3R3MCL1GS
	4.7	8 $\times$ 6.2	0.12	14.1	40	UUR2A4R7MCL1GS
	4.7	6.3 $\times$ 5.8	0.12	14.1	35	UUR2A4R7MCL6GS
	10	8 $\times$ 10	0.12	30	77	UUR2A100MNL1GS
	22	8 $\times$ 10	0.12	66	100	UUR2A220MNL1GS
	33	10 $\times$ 10	0.12	99	130	UUR2A330MNL1GS
	47	10 $\times$ 10	0.12	141	155	UUR2A470MNL1GS

- For taping specifications, recommended land size/soldering by reflow and minimum order quantity, please refer to the Guidelines for Aluminum Electrolytic Capacitors.
- Please select UUG if high C/V products are required.

单击下面可查看定价，库存，交付和生命周期等信息

[>>Nichicon\(尼吉康\)](#)