


ALUMINUM ELECTROLYTIC CAPACITORS

LGJ

Snap-in Terminal Type, 105°C Low-Profile Sized



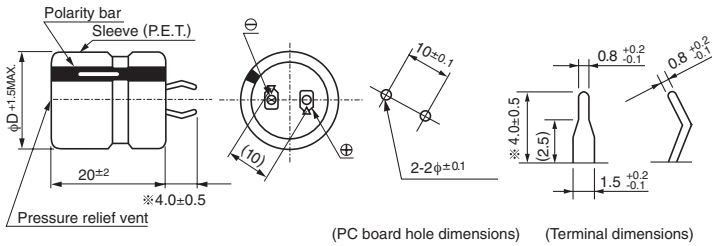
- Withstanding 3000 hours application of rated ripple current at 105°C.
- Ideally suited for flat design for switching power supply.
- Addition of 450V rated voltage.
- Compliant to the RoHS directive (2011/65/EU, (EU)2015/863).

Specifications

Item	Performance Characteristics	
Category Temperature Range	- 40 to +105°C (200 · 250V) , - 25 to +105°C (400 · 450V)	
Rated Voltage Range	200 to 450V	
Rated Capacitance Range	47 to 680µF	
Capacitance Tolerance	±20% at 120Hz, 20°C	
Leakage Current	3√CV (µA) (After 5 minutes' application of rated voltage) [C : Rated Capacitance (µF) V : Voltage (V)]	
Tangent of loss angle (tan δ)	Rated voltage(V)	200 to 400 450
	tan δ (MAX.)	0.15 0.20
Measurement frequency : 120Hz at 20°C		
Stability at Low Temperature	Measurement frequency : 120Hz	
	Rated voltage(V)	200 · 250 400 · 450
	Impedance ratio ZT/Z20(MAX.)	Z - 25°C/Z+20°C 3 8 Z - 40°C/Z+20°C 12 —
Endurance	The specifications listed at right shall be met when the capacitors are restored to 20°C after D.C. bias plus rated ripple current is applied for 3000 hours at 105°C, the peak voltage shall not exceed the rated voltage.	
	Capacitance change	Within ±20% of the initial capacitance value
	tan δ	200% or less than the initial specified value
Shelf Life	After storing the capacitors under no load at 105°C for 1000 hours and then performing voltage treatment based on JIS C 5101-4 clause 4.1 at 20°C, they shall meet the requirements listed at right.	
	Capacitance change	Within ±15% of the initial capacitance value
	tan δ	150% or less than the initial specified value
Leakage current	Less than or equal to the initial specified value	
Marking	Printed with white color letter on black sleeve.	

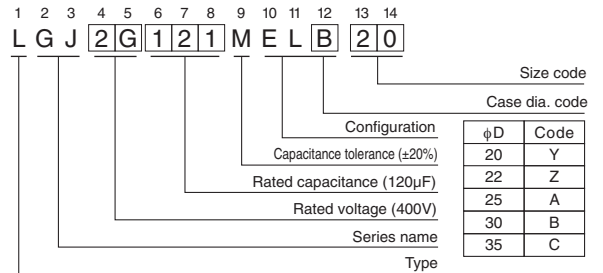
Since rating other than the above can be manufactured a please ask for detail.

Drawing



※ The other terminal is also available upon request.
Please refer to page 346 for schematic of terminal dimensions.

Type numbering system (Example : 400V 120µF)



Frequency coefficient of rated ripple current

Frequency (Hz)	50	60	120	300	1 k	10k	50k or more
200 to 250V	0.81	0.85	1.00	1.17	1.32	1.45	1.50
400 to 450V	0.77	0.82	1.00	1.16	1.30	1.41	1.43

Minimum order quantity : 50pcs.

● Dimension table in next page.



■ Dimensions

200V(2D)				
Cap. (μF)	Size φD × L(mm)	Rated ripple (mArms)	Leakage Current (mA)	Code
180	20 × 20	680	0.56	LGJ2D181MELY20
220	22 × 20	760	0.62	LGJ2D221MELZ20
270	22 × 20	780	0.69	LGJ2D271MELZ20
330	25 × 20	960	0.77	LGJ2D331MELA20
390	30 × 20	1080	0.83	LGJ2D391MELB20
470	30 × 20	1120	0.91	LGJ2D471MELB20
560	35 × 20	1440	1.00	LGJ2D561MELC20
680	35 × 20	1520	1.10	LGJ2D681MELC20

250V(2E)				
Cap. (μF)	Size φD × L(mm)	Rated ripple (mArms)	Leakage Current (mA)	Code
150	20 × 20	660	0.58	LGJ2E151MELY20
180	22 × 20	750	0.63	LGJ2E181MELZ20
220	25 × 20	920	0.70	LGJ2E221MELA20
270	30 × 20	1040	0.77	LGJ2E271MELB20
330	30 × 20	1080	0.86	LGJ2E331MELB20
390	35 × 20	1410	0.93	LGJ2E391MELC20
470	35 × 20	1470	1.02	LGJ2E471MELC20

400V(2G)				
Cap. (μF)	Size φD × L(mm)	Rated ripple (mArms)	Leakage Current (mA)	Code
56	20 × 20	550	0.44	LGJ2G560MELY20
68	22 × 20	620	0.49	LGJ2G680MELZ20
82	25 × 20	700	0.54	LGJ2G820MELA20
100	25 × 20	760	0.60	LGJ2G101MELA20
120	30 × 20	860	0.65	LGJ2G121MELB20
150	30 × 20	900	0.73	LGJ2G151MELB20
180	35 × 20	1160	0.80	LGJ2G181MELC20
220	35 × 20	1210	0.88	LGJ2G221MELC20

450V(2W)				
Cap. (μF)	Size φD × L(mm)	Rated ripple (mArms)	Leakage Current (mA)	Code
47	20 × 20	520	0.43	LGJ2W470MELY20
56	22 × 20	600	0.47	LGJ2W560MELZ20
68	25 × 20	670	0.52	LGJ2W680MELA20
82	25 × 20	740	0.57	LGJ2W820MELA20
100	30 × 20	830	0.63	LGJ2W101MELB20
120	30 × 20	870	0.69	LGJ2W121MELB20
150	35 × 20	1170	0.77	LGJ2W151MELC20

Rated ripple current (mArms) at 105°C 120Hz

单击下面可查看定价，库存，交付和生命周期等信息

[>>Nichicon\(尼吉康\)](#)