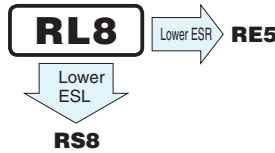


RL8 Low ESR, Low Profile ($\phi 8$)



FPCAP Expanded

- Ultra Low ESR, High ripple current.
- Low Profile(Height 8mm).
- Load life of 2000/5000 hours at 105°C.
- Radial lead type : Lead free flow soldering condition correspondence.
- Compliant to the RoHS directive (2011/65/EU,(EU)2015/863).



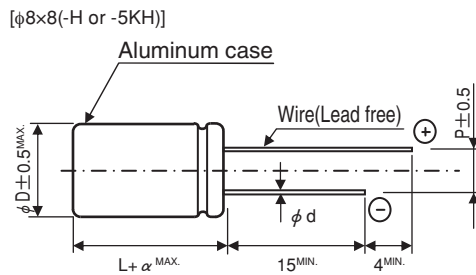
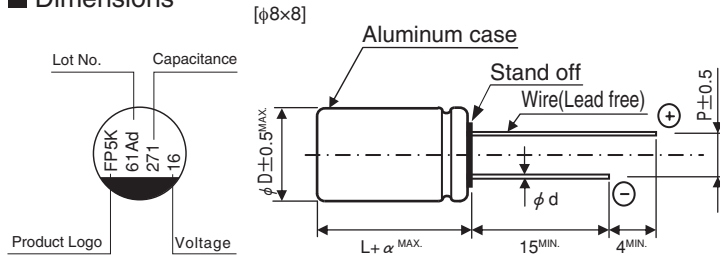
Specifications

Item	Performance Characteristics	
Category Temperature Range	-55 to +105°C	
Rated Voltage Range	2.5 to 35V	
Rated Capacitance Range	100 to 1500 μ F	
Capacitance Tolerance	$\pm 20\%$ at 120Hz, 20°C	
Tangent of loss angle (tan δ)	Less than or equal to the specified value at 120Hz, 20°C	
ESR (*1)	Less than or equal to the specified value at 100kHz, 20°C	
Leakage Current (*2)	Less than or equal to the specified value. After 2 minutes' application of rated voltage at 20°C	
Endurance	Test condition	105°C, rated voltage 2000 / 5000Hrs.
	Capacitance change	Within $\pm 20\%$ of initial value before test
	tan δ	150% or less than the initial specified value
	ESR(*1)	150% or less than the initial specified value
	Leakage current (*2)	Less than or equal to the initial specified value

*1 ESR should be measured at both of the terminal ends closest to the capacitor body.

*2 Conditioning : If any doubt arises, measure the leakage current after the voltage treatment of applying DC rated voltage continuously to the capacitor for 120 minutes at 105°C.

Dimensions



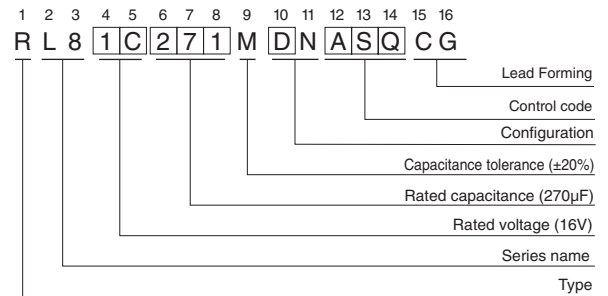
$\phi D \times L$	ϕd	P	α
8x8	0.6	3.5	1.0

(mm)

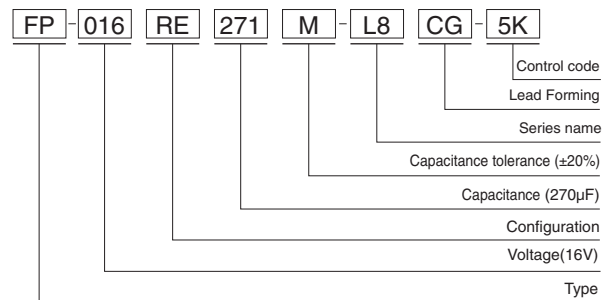
Frequency coefficient of rated ripple current

Frequency	120 Hz	1 kHz	10 kHz	100 kHz	300 kHz
Coefficient	0.10	0.45	0.50	1.00	1.00

Type numbering system (Example : 16V 270 μ F) Nichicon part number



FPCAP part number



RL8

■ Dimensions

Rated Voltage (V) (code)	Surge Voltage (V)	Rated Capacitance (μF)	Case Size φD×L (mm)	tan δ	Leakage Current (μA, 2min.)	ESR (mΩ) (20°C/100kHz)	Rated Ripple Current (mA rms) (105°C/100kHz)	NICHICON	FPCAP
2.5 (0E)	2.8	560	8×8	0.12	500	6	6100	RL80E561MDN1□□	FP-2R5RE561M-L8□□
		560	8×8	0.12	500	6	6100	RL80E561MCN1□□	FP-2R5RE561M-L8□□-H
		* 560	8×8	0.12	500	6	6100	RL80E561MDNASQ□□	FP-2R5RE561M-L8□□-5K
		* 560	8×8	0.12	500	6	6100	RL80E561MCNASQ□□	FP-2R5RE561M-L8□□-5KH
		820	8×8	0.12	513	6	6100	RL80E821MDN1□□	FP-2R5RE821M-L8□□
		820	8×8	0.12	513	6	6100	RL80E821MCN1□□	FP-2R5RE821M-L8□□-H
		* 820	8×8	0.12	513	6	6100	RL80E821MDNASQ□□	FP-2R5RE821M-L8□□-5K
		* 820	8×8	0.12	513	6	6100	RL80E821MCNASQ□□	FP-2R5RE821M-L8□□-5KH
		1000	8×8	0.12	625	6	6100	RL80E102MDN1□□	FP-2R5RE102M-L8□□
		1000	8×8	0.12	625	6	6100	RL80E102MCN1□□	FP-2R5RE102M-L8□□-H
		* 1000	8×8	0.12	625	6	6100	RL80E102MDNASQ□□	FP-2R5RE102M-L8□□-5K
		* 1000	8×8	0.12	625	6	6100	RL80E102MCNASQ□□	FP-2R5RE102M-L8□□-5KH
		1200	8×8	0.12	750	7	6100	RL80E122MDN1□□	FP-2R5RE122M-L8□□
		1200	8×8	0.12	750	7	6100	RL80E122MCN1□□	FP-2R5RE122M-L8□□-H
		* 1200	8×8	0.12	750	7	6100	RL80E122MDNASQ□□	FP-2R5RE122M-L8□□-5K
		* 1200	8×8	0.12	750	7	6100	RL80E122MCNASQ□□	FP-2R5RE122M-L8□□-5KH
		1500	8×8	0.12	938	7	6100	RL80E152MDN1□□	FP-2R5RE152M-L8□□
		1500	8×8	0.12	938	7	6100	RL80E152MCN1□□	FP-2R5RE152M-L8□□-H
* 1500	8×8	0.12	938	7	6100	RL80E152MDNASQ□□	FP-2R5RE152M-L8□□-5K		
* 1500	8×8	0.12	938	7	6100	RL80E152MCNASQ□□	FP-2R5RE152M-L8□□-5KH		
4.0 (0G)	4.6	560	8×8	0.12	560	6	6100	RL80G561MDN1□□	FP-4R0RE561M-L8□□
		560	8×8	0.12	560	6	6100	RL80G561MCN1□□	FP-4R0RE561M-L8□□-H
		* 560	8×8	0.12	560	6	6100	RL80G561MDNASQ□□	FP-4R0RE561M-L8□□-5K
		* 560	8×8	0.12	560	6	6100	RL80G561MCNASQ□□	FP-4R0RE561M-L8□□-5KH
		820	8×8	0.12	820	6	6100	RL80G821MDN1□□	FP-4R0RE821M-L8□□
		820	8×8	0.12	820	6	6100	RL80G821MCN1□□	FP-4R0RE821M-L8□□-H
		* 820	8×8	0.12	820	6	6100	RL80G821MDNASQ□□	FP-4R0RE821M-L8□□-5K
		* 820	8×8	0.12	820	6	6100	RL80G821MCNASQ□□	FP-4R0RE821M-L8□□-5KH
6.3 (0J)	7.2	470	8×8	0.12	592	8	5700	RL80J471MDN1□□	FP-6R3RE471M-L8□□
		470	8×8	0.12	592	8	5700	RL80J471MCN1□□	FP-6R3RE471M-L8□□-H
		* 470	8×8	0.12	592	8	5700	RL80J471MDNASQ□□	FP-6R3RE471M-L8□□-5K
		* 470	8×8	0.12	592	8	5700	RL80J471MCNASQ□□	FP-6R3RE471M-L8□□-5KH
		560	8×8	0.12	706	8	5700	RL80J561MDN1□□	FP-6R3RE561M-L8□□
		560	8×8	0.12	706	8	5700	RL80J561MCN1□□	FP-6R3RE561M-L8□□-H
		* 560	8×8	0.12	706	8	5700	RL80J561MDNASQ□□	FP-6R3RE561M-L8□□-5K
		* 560	8×8	0.12	706	8	5700	RL80J561MCNASQ□□	FP-6R3RE561M-L8□□-5KH
		680	8×8	0.12	857	8	5700	RL80J681MDN1□□	FP-6R3RE681M-L8□□
		680	8×8	0.12	857	8	5700	RL80J681MCN1□□	FP-6R3RE681M-L8□□-H
		* 680	8×8	0.12	857	8	5700	RL80J681MDNASQ□□	FP-6R3RE681M-L8□□-5K
		* 680	8×8	0.12	857	8	5700	RL80J681MCNASQ□□	FP-6R3RE681M-L8□□-5KH
		820	8×8	0.12	1033	8	5700	RL80J821MDN1□□	FP-6R3RE821M-L8□□
		820	8×8	0.12	1033	8	5700	RL80J821MCN1□□	FP-6R3RE821M-L8□□-H
		* 820	8×8	0.12	1033	8	5700	RL80J821MDNASQ□□	FP-6R3RE821M-L8□□-5K
		* 820	8×8	0.12	1033	8	5700	RL80J821MCNASQ□□	FP-6R3RE821M-L8□□-5KH
		1000	8×8	0.12	1260	9	5700	RL80J102MDN1□□	FP-6R3RE102M-L8□□
		1000	8×8	0.12	1260	9	5700	RL80J102MCN1□□	FP-6R3RE102M-L8□□-H
* 1000	8×8	0.12	1260	9	5700	RL80J102MDNASQ□□	FP-6R3RE102M-L8□□-5K		
* 1000	8×8	0.12	1260	9	5700	RL80J102MCNASQ□□	FP-6R3RE102M-L8□□-5KH		

* : Load life 5000hours.

- Taping specifications are given in page 26, 27.
- Please refer to page 3 for the minimum order quantity.

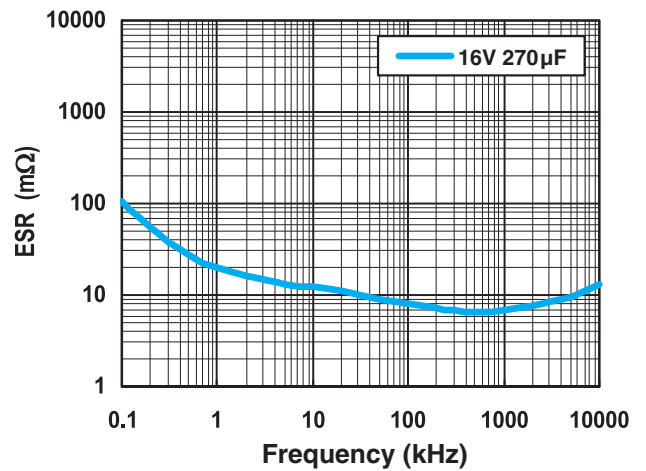
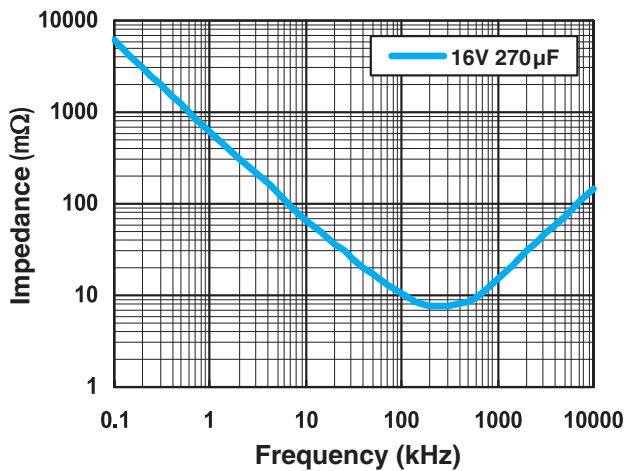
RL8

■ Dimensions

Rated Voltage (V) (code)	Surge Voltage (V)	Rated Capacitance (μF)	Case Size φD×L (mm)	tan δ	Leakage Current (μA, 2min.)	ESR (mΩ) (20°C/100kHz)	Rated Ripple Current (mA rms) (105°C/100kHz)	NICHICON	FPCAP
16 (1C)	18.4	100	8×8	0.12	320	12	5000	RL81C101MDN1□□	FP-016RE101M-L8□□
		100	8×8	0.12	320	12	5000	RL81C101MCN1□□	FP-016RE101M-L8□□-H
		* 100	8×8	0.12	320	12	5000	RL81C101MDNASQ□□	FP-016RE101M-L8□□-5K
		* 100	8×8	0.12	320	12	5000	RL81C101MCNASQ□□	FP-016RE101M-L8□□-5KH
		180	8×8	0.12	576	12	5000	RL81C181MDN1□□	FP-016RE181M-L8□□
		180	8×8	0.12	576	12	5000	RL81C181MCN1□□	FP-016RE181M-L8□□-H
		* 180	8×8	0.12	576	12	5000	RL81C181MDNASQ□□	FP-016RE181M-L8□□-5K
		* 180	8×8	0.12	576	12	5000	RL81C181MCNASQ□□	FP-016RE181M-L8□□-5KH
		220	8×8	0.12	704	12	5000	RL81C221MDN1□□	FP-016RE221M-L8□□
		220	8×8	0.12	704	12	5000	RL81C221MCN1□□	FP-016RE221M-L8□□-H
		* 220	8×8	0.12	704	12	5000	RL81C221MDNASQ□□	FP-016RE221M-L8□□-5K
		* 220	8×8	0.12	704	12	5000	RL81C221MCNASQ□□	FP-016RE221M-L8□□-5KH
		270	8×8	0.12	864	10	5000	RL81C271MDN1□□	FP-016RE271M-L8□□
		270	8×8	0.12	864	10	5000	RL81C271MCN1□□	FP-016RE271M-L8□□-H
		* 270	8×8	0.12	864	10	5000	RL81C271MDNASQ□□	FP-016RE271M-L8□□-5K
		* 270	8×8	0.12	864	10	5000	RL81C271MCNASQ□□	FP-016RE271M-L8□□-5KH
		330	8×8	0.12	1056	12	5000	RL81C331MDN1□□	FP-016RE331M-L8□□
		330	8×8	0.12	1056	12	5000	RL81C331MCN1□□	FP-016RE331M-L8□□-H
		* 330	8×8	0.12	1056	12	5000	RL81C331MDNASQ□□	FP-016RE331M-L8□□-5K
		* 330	8×8	0.12	1056	12	5000	RL81C331MCNASQ□□	FP-016RE331M-L8□□-5KH
35 (1V)	40.2	100	8×8	0.12	700	25	3000	RL81V101MDN1□□	FP-035RE101M-L8□□
		100	8×8	0.12	700	25	3000	RL81V101MCN1□□	FP-035RE101M-L8□□-H

* : Load life 5000hours.

■ Frequency Characteristics (The frequency characteristics are typical and not a guaranteed value.)



- Taping specifications are given in page 26, 27.
- Please refer to page 3 for the minimum order quantity.

单击下面可查看定价，库存，交付和生命周期等信息

[>>Nichicon\(尼吉康\)](#)