








# S12 MagniV Mixed-Signal MCUs S12ZVM Family

Integrated solution for 3-phase BLDC motor control applications

## Features

-  3-Phase Motor Control
-  Integrated LIN Phy
-  Integrated CAN Phy
-  V<sub>REG</sub> for 12 V Supply

-  6-ch. MOSFET Gate Driver
-  Ultra-reliable Industrial
-  AEC-Q100 Grade0  
(150 °C Ta / 175 °C Tj)

Product One-Sheet

Get Sample

Data Sheet

Tools

**System in a package**—Highly integrated solution ideal for 3-Phase motors

**High performance**—S12Z performance supports field-oriented control (FOC) for maximum energy efficiency/lowest audible noise

**Scalable**—CAN-, LIN-, and HV-PWM-PHY options with memory up to 256 KB

**High Reliability**—High immunity to EMI and ESD stresses, LIN 2.x compliant with +/- 8 kV ESD capability

**Low System Cost**—Operating straight from car battery, integrated Phy for LIN or CAN, 6 channel motor control MOSFET gate pre-drivers

**Enablement**—Supported by comprehensive hardware and software solution

## S12ZVM Specifications

Core	S12Z; 50 MHz bus	Gate Driver	6-ch. motor control FET driver
12 V V <sub>REG</sub>	70 mA (boost option to 140 mA)	PWM	–6-ch. motor control PWM –Additional 4-ch., 16-bit PWM
Flash	16–256 KB	PTU	Triggering ADC & PWM
RAM	2–32 KB	ADC	2 ADCs, 1+3 to 8+8 ch., 12-bit
EEPROM	128 B–1 KB	OpAmp	2 x for current sensing
PHY	CAN, LIN or PWM	EVDD	1-ch. 5 V/ 20 mA (source)
SCI/SPI	Up to 2/1	Op Range	3.5 V–20 V
HVI	Up to 1	Timer	4-ch., 16-bit

## Orderable Sample Part Numbers

Part Number	Flash	Temp Range	Package
S912ZVMC12F1MKH	128 KB	-40 °C to 125 °C	64 LQFP-EP
S912ZVMC12F1WKH	128 KB	-40 °C to 150 °C	64 LQFP-EP
S912ZVML12F1WKH	128 KB	-40 °C to 150 °C	64 LQFP-EP
S912ZVML12F1MKH	128 KB	-40 °C to 125 °C	64 LQFP-EP
S912ZVML31F1WKH	32 KB	-40 °C to 150 °C	64 LQFP-EP
S912ZVML31F1WKF	32 KB	-40 °C to 150 °C	48 LQFP-EP
S912ZVMC25F1WKK	256 KB	-40 °C to 150 °C	80 LQFP-EP

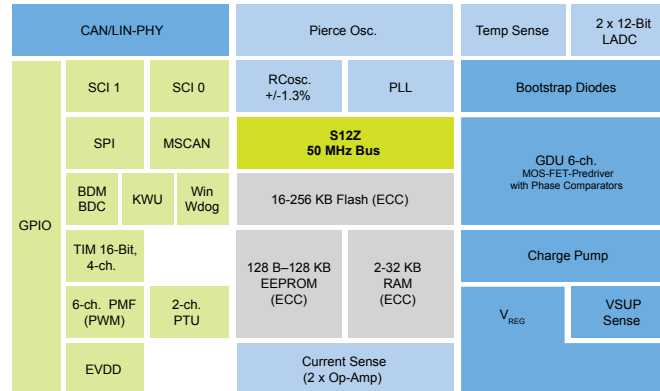
\*Limited Sample-availability for 256 KB version with CAN-PHY. Contact your local sales

[www.NXP.com/S12ZVM](http://www.NXP.com/S12ZVM)

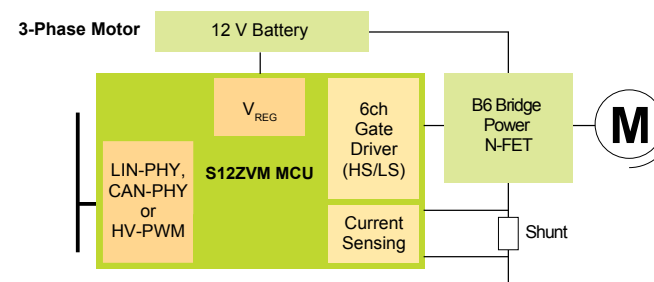
NXP, the NXP logo, CodeWarrior and MagniV are trademarks of NXP B.V. All other product or service names are the property of their respective owners. © 2016 NXP B.V.

Document Number: S12ZVMFS REV 5

## Product Block Diagram



## Application Example Block Diagram



## Success Stories

- ▶ Engine cooling fans
- ▶ Fuel pumps
- ▶ Water pumps
- ▶ HVAC blower
- ▶ Superchargers

## Target Applications

- ▶ Engine cooling fan/HVAC blower
- ▶ Oil/Fuel/Water pumps
- ▶ Compressors
- ▶ Turbo/Supercharger
- ▶ Wipers

## Enablement Tools

- ▶ Evaluation boards/hardware
  - S12ZVML12EVBLIN
  - S12ZVMC12EVBCAN
  - S12ZVM32EVB
  - S12ZVML-MINIBRD
  - S12ZVMC256EVB
- ▶ Software Tools
  - Motor Control Development Toolbox
  - Automotive Math and Motorcontrol Libraries
  - FreeMASTER Run-Time Debugging Tool
  - MCAT Motorcontrol Algorithm Parameter Tuning
- ▶ Reference Solutions
  - BLDC: MTRCKTSBNZVM128
  - PMSM: MTRCKTSPNZVM128
- ▶ Compiler/Debugger
  - CodeWarrior® IDE
  - Cosmic IDE
- ▶ LIN Stack



单击下面可查看定价，库存，交付和生命周期等信息

[>>NXP Semiconductors\(恩智浦\)](#)