

3.5 mm×2.9 mm Side-operational SMD Light Touch Switches

Type: **EVQP7/EVQP3/EVQ9P7**



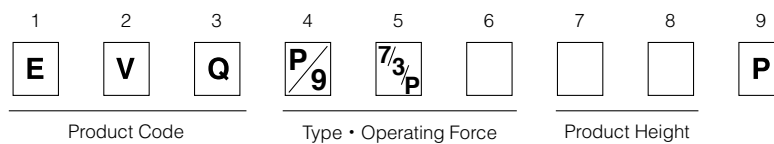
■ Features

- External dimensions : 3.5 mm×2.9 mm, Height 1.35 mm
- A wide range of terminal type : L-shape, J-bent, Straight
- High mount ability
- Push plate strength enhanced type

■ Recommended Applications

- Operation switches for portable electronic equipment (Mobile phones, Digital still cameras, Camcorders, Portable audio players, etc.)

■ Explanation of Part Numbers


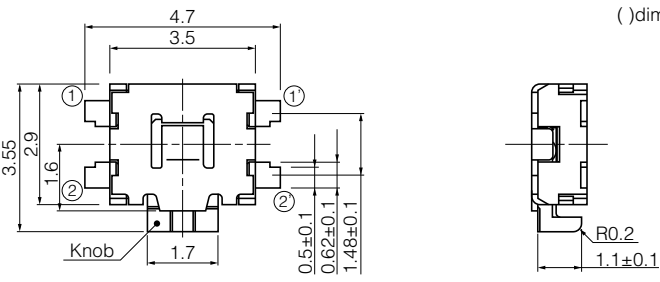
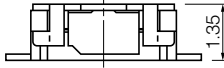
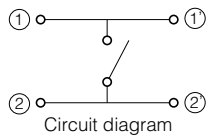
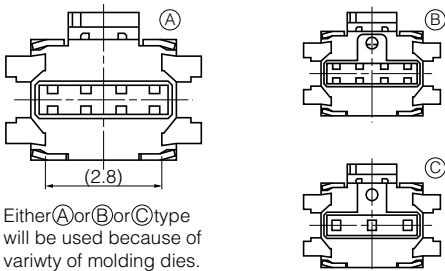
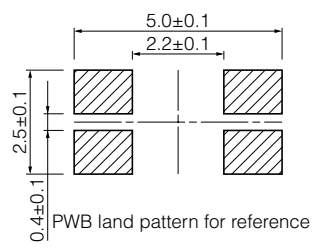

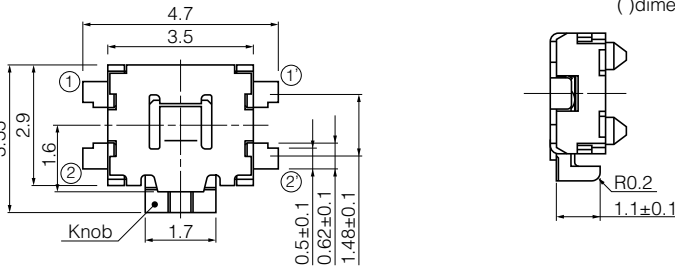
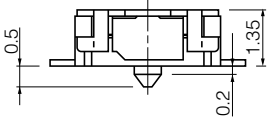
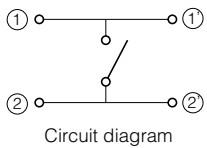
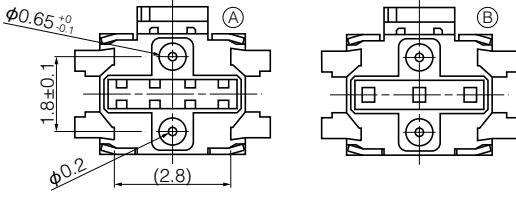
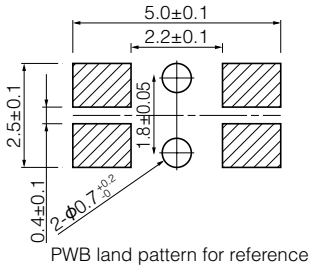


■ Specifications

Type		Snap action / Push-on type SPST
Electrical	Rating	10 μA 2 V DC to 50 mA 12 V DC (Resistive load)
	Contact Resistance	500 mΩ max.
	Insulation Resistance	100 MΩ min. (at 100 V DC)
	Dielectric Withstanding Voltage	250 V AC for 1 minute
	Bouncing	10 ms max. (ON, OFF)
Mechanical	Operating Force	1.6 N, 2.2 N
	Push Travel	0.2 mm
	Push Strength	30 N (1 minute)
Endurance	Operating Life	100,000 cycles min.
Operating Temperature		-20 °C to +70 °C
Storage Temperature		-40 °C to +85 °C (Bulk) -20 °C to +60 °C (Taping)
Minimum Quantity/Packing Unit		5,000 pcs. Embossed Taping (Reel Pack)
Quantity/Carton		25,000 pcs.


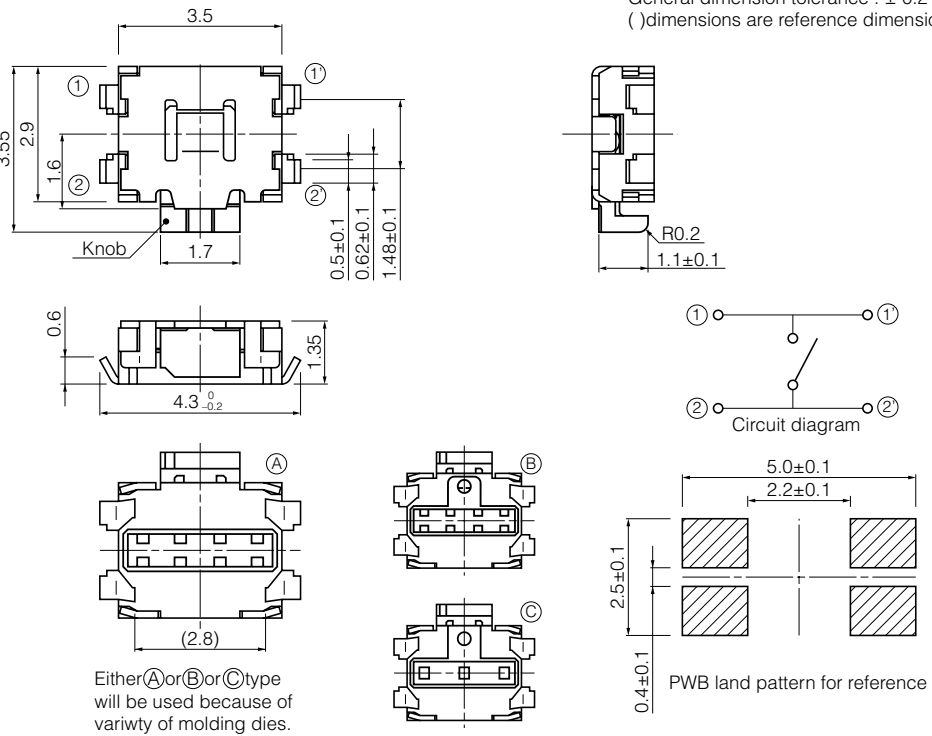

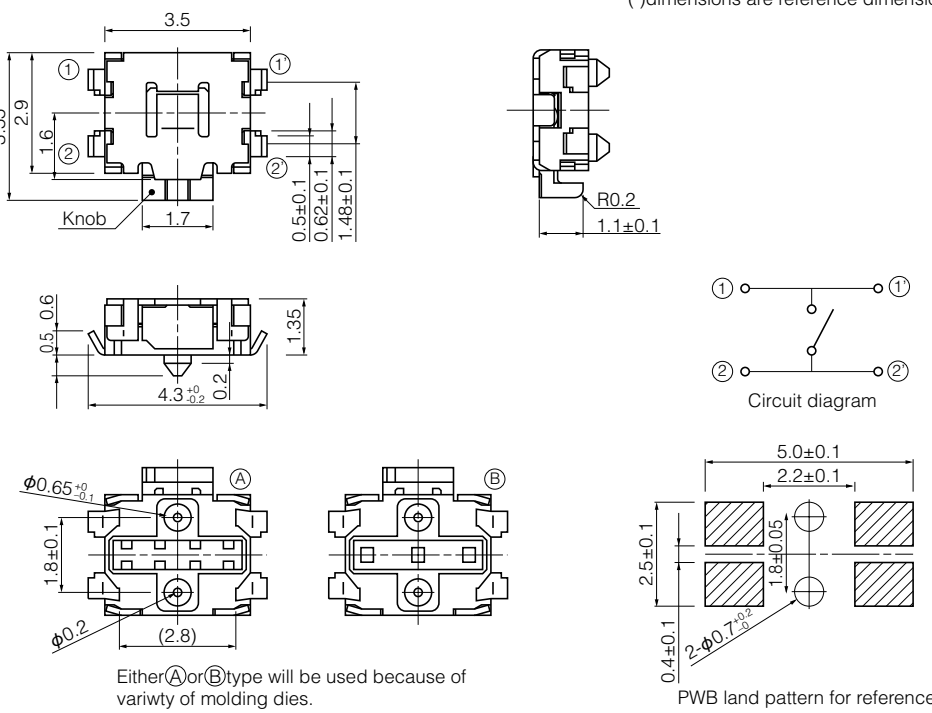
Design and specifications are each subject to change without notice. Ask factory for the current technical specifications before purchase and/or use.
Should a safety concern arise regarding this product, please be sure to contact us immediately.

■ Dimensions in mm (not to scale)

<p>No. 1</p> <p>EVQP7A EVQP7J</p> <p>(Embossed Taping)</p> <p>With straight terminals Without boss</p> 	<p>General dimension tolerance : ± 0.2 () dimensions are reference dimensions.</p>     <p>Either (A) or (B) or (C) type will be used because of variety of molding dies.</p>  <p>PWB land pattern for reference</p>			
<p>Part Numbers</p>	<p>Operating Force</p>	<p>Height</p>	<p>Push Plate Color</p>	<p>Operating Life</p>
<p>EVQP7A01P</p>	<p>2.2 N</p>	<p>1.35 mm</p>	<p>Black</p>	<p>100,000 cycles</p>
<p>EVQP7J01P</p>	<p>1.6 N</p>	<p>1.35 mm</p>	<p>Black</p>	<p>100,000 cycles</p>
<p>No. 2</p> <p>EVQP7C EVQP7L</p> <p>(Embossed Taping)</p> <p>With straight terminals With boss</p> 	<p>General dimension tolerance : ± 0.2 () dimensions are reference dimensions.</p>     <p>Either (A) or (B) type will be used because of variety of molding dies.</p>  <p>PWB land pattern for reference</p>			
<p>Part Numbers</p>	<p>Operating Force</p>	<p>Height</p>	<p>Push Plate Color</p>	<p>Operating Life</p>
<p>EVQP7C01P</p>	<p>2.2 N</p>	<p>1.35 mm</p>	<p>Black</p>	<p>100,000 cycles</p>
<p>EVQP7L01P</p>	<p>1.6 N</p>	<p>1.35 mm</p>	<p>Black</p>	<p>100,000 cycles</p>

Design and specifications are each subject to change without notice. Ask factory for the current technical specifications before purchase and/or use.
Should a safety concern arise regarding this product, please be sure to contact us immediately.

■ Dimensions in mm (not to scale)

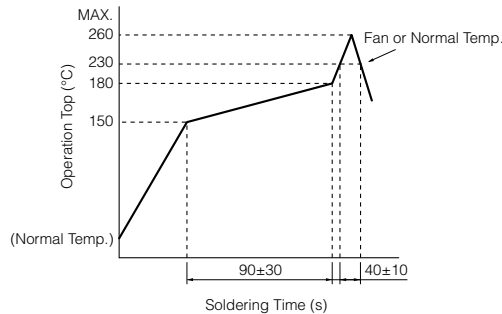
<p>No. 3</p> <p>EVQP7B EVQP7K</p> <p>(Embossed Taping)</p> <p>With J-bent terminals</p> <p>Without boss</p> 	<p>General dimension tolerance : ± 0.2 () dimensions are reference dimensions.</p>  <p>Either (A) or (B) or (C) type will be used because of variety of molding dies.</p>			
<p>Part Numbers</p>	<p>Operating Force</p>	<p>Height</p>	<p>Push Plate Color</p>	<p>Operating Life</p>
<p>EVQP7B01P</p>	<p>2.2 N</p>	<p>1.35 mm</p>	<p>Black</p>	<p>100,000 cycles</p>
<p>EVQP7K01P</p>	<p>1.6 N</p>	<p>1.35 mm</p>	<p>Black</p>	<p>100,000 cycles</p>
<p>No. 4</p> <p>EVQP7D EVQP7M</p> <p>(Embossed Taping)</p> <p>With J-bent terminals</p> <p>With boss</p> 	<p>General dimension tolerance : ± 0.2 () dimensions are reference dimensions.</p>  <p>Either (A) or (B) type will be used because of variety of molding dies.</p>			
<p>Part Numbers</p>	<p>Operating Force</p>	<p>Height</p>	<p>Push Plate Color</p>	<p>Operating Life</p>
<p>EVQP7D01P</p>	<p>2.2 N</p>	<p>1.35 mm</p>	<p>Black</p>	<p>100,000 cycles</p>
<p>EVQP7M01P</p>	<p>1.6 N</p>	<p>1.35 mm</p>	<p>Black</p>	<p>100,000 cycles</p>

Design and specifications are each subject to change without notice. Ask factory for the current technical specifications before purchase and/or use.
Should a safety concern arise regarding this product, please be sure to contact us immediately.

■ Dimensions in mm (not to scale)

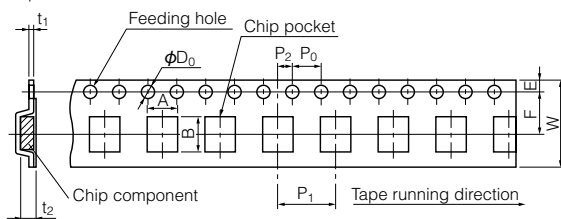
<p>No. 5</p> <p>EVQP3 EVQ9P</p> <p>(Embossed Taping)</p> <p>With L-shape terminals Without boss</p>	<p>Either (A) or (B) or (C) type will be used because of variety of molding dies.</p>	<p>General dimension tolerance : ± 0.2 () dimensions are reference dimensions.</p> <p>Circuit diagram</p> <p>Through Hole</p> <p>PWB land pattern for reference</p>		
Part Numbers	Operating Force	Height	Push Plate Color	Operating Life
EVQP3401P	2.2 N	1.35 mm	Black	100,000 cycles
EVQ9P701P	1.6 N	1.35 mm	Black	100,000 cycles

■ Recommended Reflow Soldering Conditions



● Embossed Carrier Taping

Tape width=12.0 mm



Taping condition : Lack of products in the middle of taping should be one MAX, but total quantity specified in the specifications should be secured.

Peeling off strength of top tape : It should be within 0.2N to 1.0N at 165 degree in peeling off angle.

Joint of carrier tape : One joint per one reel may exist.

● Straight terminals, L-shape terminals type

Unit: mm

Part No.	Height	A	B	W	F	E	P ₁	P ₂	P ₀	D ₀ Dia.	t ₁	t ₂
EVQP7, EVQP3 EVQ9P7	1.35	5.2±0.2	4.5±0.2	12.0±0.3	5.5±0.1	1.75±0.10	8.0±0.1	2.0±0.1	4.0±0.1	1.5 ^{+0.1} _{-0.1}	0.3±0.1	1.5±0.2

● J-bent type

Unit: mm

Part No.	Height	A	B	W	F	E	P ₁	P ₂	P ₀	D ₀ Dia.	t ₁	t ₂
EVQP7, EVQP3	1.35	4.5±0.2	4.5±0.2	12.0±0.3	5.5±0.1	1.75±0.10	8.0±0.1	2.0±0.1	4.0±0.1	1.5 ^{+0.1} _{-0.1}	0.3±0.1	1.5±0.2

Design and specifications are each subject to change without notice. Ask factory for the current technical specifications before purchase and/or use.
Should a safety concern arise regarding this product, please be sure to contact us immediately.

Requests to customers

Please refer to "the latest product specifications" when designing your product.

Requests to customers :

<https://industrial.panasonic.com/ac/e/salespolicies/>

Safety Precautions

When using our products, no matter what sort of equipment they might be used for, be sure to confirm the applications and environmental conditions with our specifications in advance.

Please contact

Panasonic Corporation

Electromechanical Control Business Division

■ 1006, Oaza Kadoma, Kadoma-shi, Osaka 571-8506, Japan
industrial.panasonic.com/ac/e/

Panasonic[®]

©Panasonic Corporation 2019

单击下面可查看定价，库存，交付和生命周期等信息

[>>Panasonic\(松下\)](#)