

CNA1301H

Photo Interrupter

For contactless SW, object detection

■ Overview

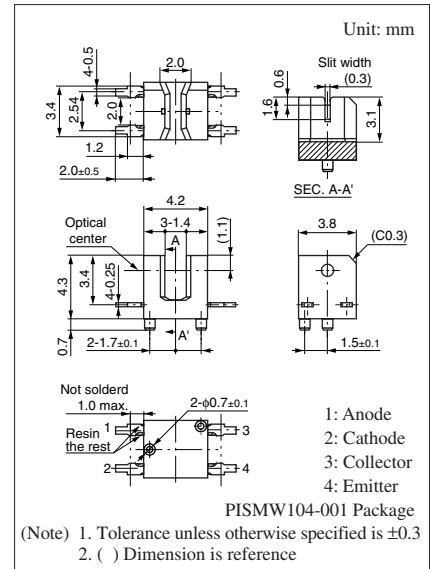
CNA1301H is an ultraminiature, highly reliable transmissive photosensor in which a high efficiency GaAs infrared light emitting diode chip and a high sensitivity Si phototransistor chip are integrated in a double molded resin package.

■ Features

- Ultraminiature: 3.8 mm × 4.2 mm (height: 4.3 mm)
- Highly precise position detection: 0.15 mm
- Gap width: 1.4 mm
- Support for thin equipment (permits direct mounting on printed circuit board)

■ Absolute Maximum Ratings $T_a = 25^\circ\text{C}$

Parameter		Symbol	Rating	Unit
Input (Light emitting diode)	Reverse voltage	V_R	6	V
	Forward current	I_F	50	mA
	Power dissipation *1	P_D	75	mW
Output (Photo transistor)	Collector-emitter voltage (Base open)	V_{CEO}	35	V
	Emitter-collector voltage (Base open)	V_{ECO}	6	V
	Collector current	I_C	20	mA
	Collector power dissipation *2	P_C	75	mW
Temperature	Operating ambient temperature	T_{opr}	-25 to +85	$^\circ\text{C}$
	Storage temperature	T_{stg}	-40 to +100	$^\circ\text{C}$



Note) *1: Input power derating ratio is 1.0 mW/ $^\circ\text{C}$ at $T_a \geq 25^\circ\text{C}$.

*2: Output power derating ratio is 1.33 mW/ $^\circ\text{C}$ at $T_a \geq 25^\circ\text{C}$.

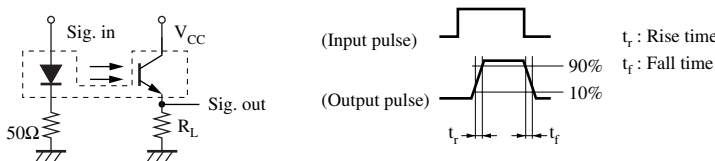
■ Electrical-Optical Characteristics $T_a = 25^\circ\text{C} \pm 3^\circ\text{C}$

Parameter		Symbol	Conditions	Min	Typ	Max	Unit
Input characteristics	Forward voltage	V_F	$I_F = 20 \text{ mA}$		1.2	1.4	V
	Reverse current	I_R	$V_R = 3 \text{ V}$			10	μA
Output characteristics	Collector-emitter cutoff current (Base open)	I_{CEO}	$V_{CE} = 20 \text{ V}$			100	nA
Transfer characteristics	Collector current	I_C	$V_{CE} = 5 \text{ V}, I_F = 5 \text{ mA}$	100		1300	μA
	Collector-emitter saturation voltage	$V_{CE(sat)}$	$I_F = 10 \text{ mA}, I_C = 50 \mu\text{A}$			0.4	V
	Rise time *	t_r	$V_{CC} = 5 \text{ V}, I_C = 0.1 \text{ mA}$		35		μs
	Fall time *	t_f	$R_L = 1000 \Omega$		35		μs

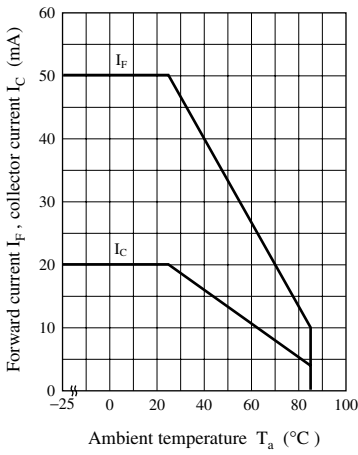
Note) 1. Input and output are practiced by electricity.

2. This device is designed be disregarded radiation.

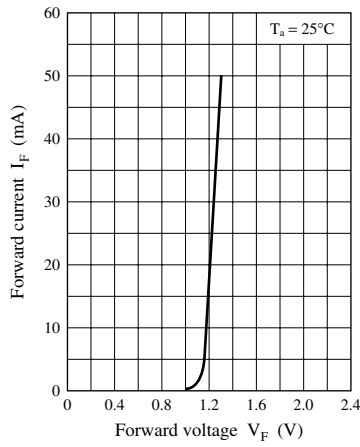
3. *: Switching time measurement circuit



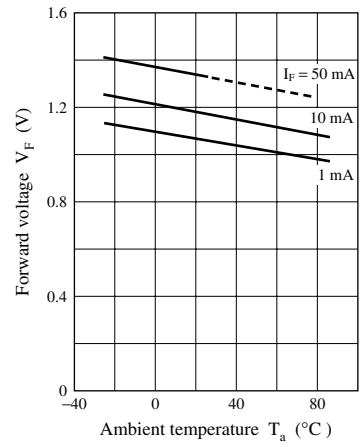
$I_F, I_C - T_a$



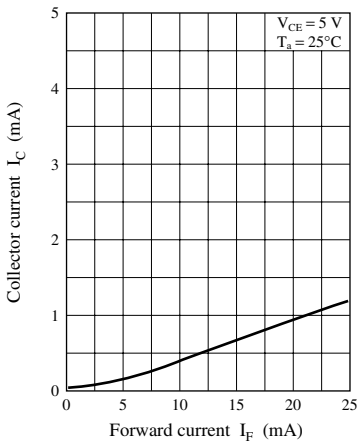
$I_F - V_F$



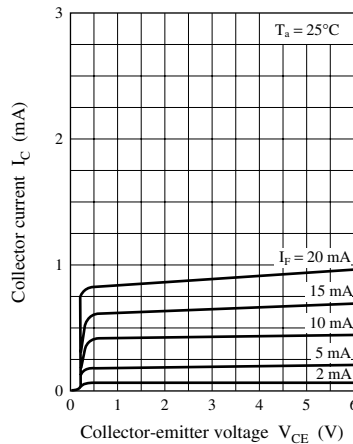
$V_F - T_a$



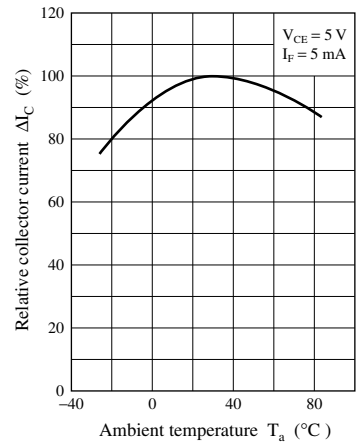
$I_C - I_F$



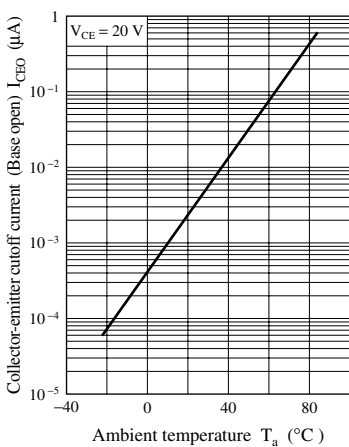
$I_C - V_{CE}$



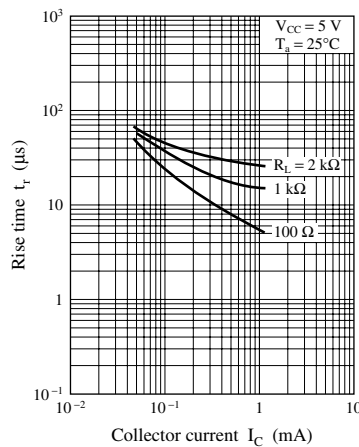
$\Delta I_C - T_a$



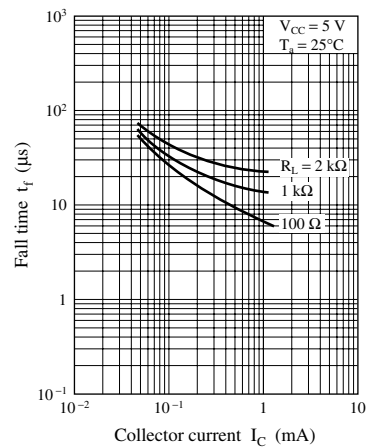
$I_{CEO} - T_a$



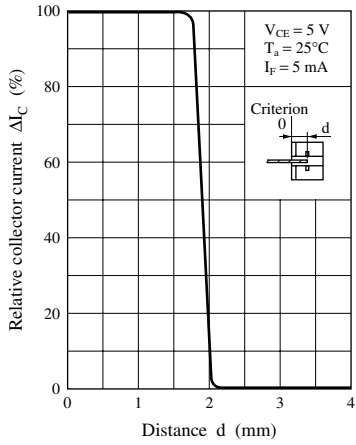
$t_r - I_C$



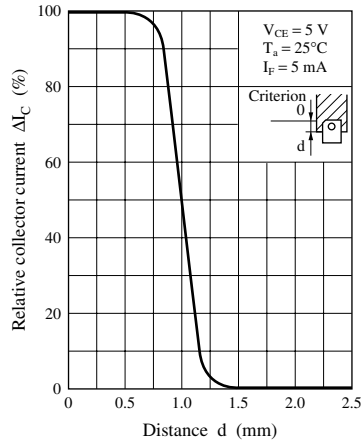
$t_f - I_C$



$\Delta I_C - d$ (1)



$\Delta I_C - d$ (2)



Caution for Safety

 **DANGER**

■ This product contains Gallium Arsenide (GaAs).

GaAs powder and vapor are hazardous to human health if inhaled or ingested. Do not burn, destroy, cut, cleave off, or chemically dissolve the product. Follow related laws and ordinances for disposal. The product should be excluded from general industrial waste or household garbage.

Request for your special attention and precautions in using the technical information and semiconductors described in this material

- (1) An export permit needs to be obtained from the competent authorities of the Japanese Government if any of the products or technical information described in this material and controlled under the "Foreign Exchange and Foreign Trade Law" is to be exported or taken out of Japan.
- (2) The technical information described in this material is limited to showing representative characteristics and applied circuits examples of the products. It neither warrants non-infringement of intellectual property right or any other rights owned by our company or a third party, nor grants any license.
- (3) We are not liable for the infringement of rights owned by a third party arising out of the use of the technical information as described in this material.
- (4) The products described in this material are intended to be used for standard applications or general electronic equipment (such as office equipment, communications equipment, measuring instruments and household appliances).
Consult our sales staff in advance for information on the following applications:
 - Special applications (such as for airplanes, aerospace, automobiles, traffic control equipment, combustion equipment, life support systems and safety devices) in which exceptional quality and reliability are required, or if the failure or malfunction of the products may directly jeopardize life or harm the human body.
 - Any applications other than the standard applications intended.
- (5) The products and product specifications described in this material are subject to change without notice for modification and/or improvement. At the final stage of your design, purchasing, or use of the products, therefore, ask for the most up-to-date Product Standards in advance to make sure that the latest specifications satisfy your requirements.
- (6) When designing your equipment, comply with the guaranteed values, in particular those of maximum rating, the range of operating power supply voltage, and heat radiation characteristics. Otherwise, we will not be liable for any defect which may arise later in your equipment.
Even when the products are used within the guaranteed values, take into the consideration of incidence of break down and failure mode, possible to occur to semiconductor products. Measures on the systems such as redundant design, arresting the spread of fire or preventing glitch are recommended in order to prevent physical injury, fire, social damages, for example, by using the products.
- (7) When using products for which damp-proof packing is required, observe the conditions (including shelf life and amount of time let standing of unsealed items) agreed upon when specification sheets are individually exchanged.
- (8) This material may be not reprinted or reproduced whether wholly or partially, without the prior written permission of Matsushita Electric Industrial Co., Ltd.

单击下面可查看定价，库存，交付和生命周期等信息

[>>Panasonic\(松下\)](#)