


Multilayer Ceramic Capacitors (Low Profile Type)

Series: **ECJ**



■ Features

- Low profile/height with high capacitance values
- For small and thin electronic equipment
- RoHS compliant

■ Recommended Applications

- For slim type HDD, DVD drive, LCD circuit

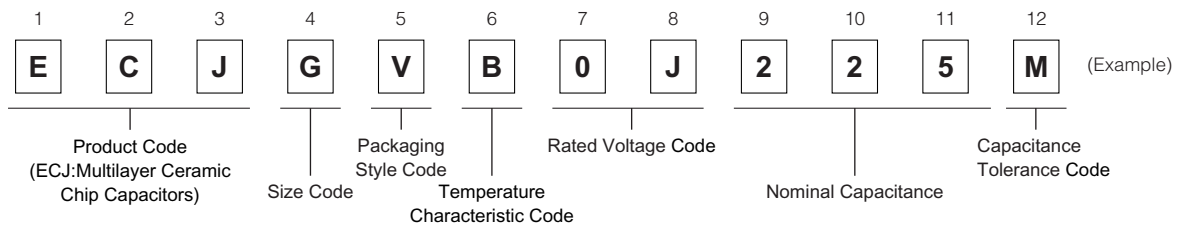
■ Handling Precautions

See Page 48 to 53

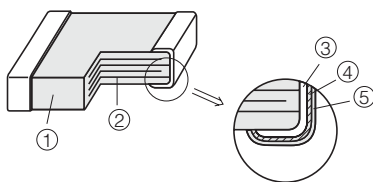
■ Packaging Specifications

See Page 45, 46, 56

■ Explanation of Part Numbers

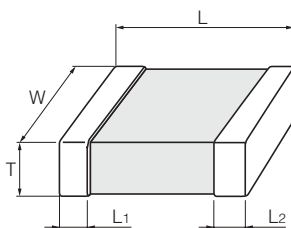


■ Construction



No	Name	
①	Ceramic dielectric	
②	Internal electrode	
③	Terminal electrode	Substrate electrode
④		Intermediate electrode
⑤		External electrode

■ Dimensions in mm (not to scale)



Size Code	Size (EIA)	L	W	T	L ₁ , L ₂
B	0603	1.6±0.1	0.8±0.1	0.45±0.05	0.3±0.2
G	0805	2.00±0.15	1.25±0.15	0.85±0.10	0.50±0.25
		2.0±0.2	1.25±0.20		
H	1206	3.2±0.2	1.6±0.2	0.85±0.10	0.6±0.3

Design and specifications are each subject to change without notice. Ask factory for the current technical specifications before purchase and/or use. Should a safety concern arise regarding this product, please be sure to contact us immediately.

00 Sep. 2008

■ Packaging Styles and Standard Packaging Quantities

Quantity : pcs. reel

Packaging Style Code	Size		0603	0805	1206
	Packaging Styles	Thickness (mm)	T=0.45	T=0.85	T=0.85
V	φ180 reel	Paper taping (Pitch : 4 mm)	4,000	4,000	4,000

■ Temperature Characteristics

● Class 2

Temperature Characteristic Code	Temperature Characteristics	Capacitance Change	Measurement Temperature Range	Reference Temperature
B	X5R	±15 %	-55 to 85 °C	25 °C

■ Rated Voltage

Rated Voltage Code	1E	1C	1A	0J
Rated Voltage	DC 25 V	DC 16 V	DC 10 V	DC 6.3 V

■ Nominal Capacitance

EX.	105	225	475	106
Nominal Capacitance	1,000,000 pF (1 μF)	2,200,000 pF (2.2 μF)	4,700,000 pF (4.7 μF)	10,000,000 pF (10 μF)

■ Capacitance Tolerance

Class	Temperature Characteristics	Capacitance Tolerance Code	Capacitance Tolerance
2	X5R	K	±10 %
		M	±20 %

■ Specifications and Testing Methods

Item	Specifications	Test Method									
Operating Temperature Range	-55 to 85 °C	—									
Dielectric Withstanding Voltage	No dielectric breakdown and /or damage	Test voltage:Rated voltage x250 % Duration : 1 to 5 s. Charge/discharge current: 50 mA max.									
Insulation Resistance (I.R.)	500/C (MΩ) min. Note : DC10V, min. ; 100/C (MΩ) min. (C: Nominal capacitance in μF)	Measuring voltage : Rated voltage Duration : 60 ± 5 s Charge/discharge current: 50 mA max.									
Capacitance	Within the specified tolerance	Measuring temperature: 20±2 °C									
Dissipation Factor (tan δ)	0.2 max. Please see the technical reports for details.	Preconditioning: The capacitors shall be kept in temperature of 150 +0 / -10 °C for 1 hour and subjected to standard condition* 48±4 hours, before initial measurement.									
		<table border="1"> <thead> <tr> <th>Normal capacitance</th> <th>C≤10 μF</th> <th>C>10 μF</th> </tr> </thead> <tbody> <tr> <td>Measuring frequency</td> <td>1 kHz ± 10 %</td> <td>120 Hz ± 20 %</td> </tr> <tr> <td>Measuring voltage</td> <td>1.0 ± 0.2 Vrms</td> <td>0.5 ± 0.2 Vrms</td> </tr> </tbody> </table>	Normal capacitance	C≤10 μF	C>10 μF	Measuring frequency	1 kHz ± 10 %	120 Hz ± 20 %	Measuring voltage	1.0 ± 0.2 Vrms	0.5 ± 0.2 Vrms
Normal capacitance	C≤10 μF	C>10 μF									
Measuring frequency	1 kHz ± 10 %	120 Hz ± 20 %									
Measuring voltage	1.0 ± 0.2 Vrms	0.5 ± 0.2 Vrms									

* Standard condition : Temperature 15 to 35 °C, Relative humidity 45 to 75 %
For further information, see the technical specifications.

■ Standard Products for EIA "0603", Taped Version

- Class 2
- ◆ Temperature Characteristic Code : B (Temperature Characteristics : X5R)

Rated voltage		DC 10 V			DC 6.3 V		
Capacitance (μF)	Capacitance Tolerance	Part No.	Dim. T	Temp. Char.	Part No.	Dim. T	Temp. Char.
			(mm)	X5R		(mm)	X5R
1	±10 % (K) or	ECJBVB1A105□	0.45	○	ECJBVB0J105□	0.45	○
2.2	±20 % (M)						

□: Capacitance tolerance code : "□" for "K" or "M"

Standard packaging quantity of Packaging Style Code "V" (T = 0.45 mm): 4,000 pcs./reel
Avoid flow soldering.

■ Standard Products for EIA "0805", Taped Version

- Class 2
- ◆ Temperature Characteristic Code : B (Temperature Characteristics : X5R)

Rated voltage		DC 25 V			DC 16 V			DC 10 V			DC 6.3 V						
Capacitance (μF)	Capacitance Tolerance	Part No.	Dim. T	Temp. Char.	Part No.	Dim. T	Temp. Char.	Part No.	Dim. T	Temp. Char.	Part No.	Dim. T	Temp. Char.				
			(mm)	X5R		(mm)	X5R		(mm)	X5R		(mm)	X5R				
2.2	±10 % (K)	ECJGVB1E225□	0.85	○	ECJGVB1C225□	0.85	○	ECJGVB1A225□	0.85	○							
4.7	or											ECJGVB1A475□	0.85	○	ECJGVB0J475□	0.85	○
10	±20 % (M)											ECJGVB1A106□	0.85*	○	ECJGVB0J106□	0.85*	○

□: Capacitance tolerance code : "□" for "K" or "M"

Dimensional tolerance of L, W, T: L/W: ± 0.15 mm / T: ± 0.1 mm for no mark, L/W: ± 0.2 mm / T: ± 0.1 mm for "*" mark
Standard packaging quantity of Packaging Style Code "V" (T = 0.85 mm): 4,000 pcs./reel
Avoid flow soldering.

■ Standard Products for EIA "1206", Taped Version

- Class 2
- ◆ Temperature Characteristic Code : B (Temperature Characteristics : X5R)

Rated voltage		DC 25 V			DC 16 V			DC 10 V			DC 6.3 V				
Capacitance (μF)	Capacitance Tolerance	Part No.	Dim. T	Temp. Char.	Part No.	Dim. T	Temp. Char.	Part No.	Dim. T	Temp. Char.	Part No.	Dim. T	Temp. Char.		
			(mm)	X5R		(mm)	X5R		(mm)	X5R		(mm)	X5R		
4.7	±10 % (K)	ECJHVB1E475M	0.85	○	ECJHVB1C475M	0.85	○								
10	or							ECJHVB1C106□	0.85	○					
22	±20 % (M)										ECJHVB1A226M	0.85	○	ECJHVB0J226M	0.85

□: Capacitance tolerance code : "□" for "K" or "M"

Standard packaging quantity of Packaging Style Code "V" (T = 0.85 mm): 4,000 pcs./reel
Avoid flow soldering.

单击下面可查看定价，库存，交付和生命周期等信息

[>>Panasonic\(松下\)](#)