

Approved	Checked	Designed	DEVELOPMENT SPECIFICATION			
		<i>K. A. Akashi</i>	Tentative			
			P/N: LNJ208R82RA			

T Y P E	Red Light Emitting Diode					
APPLICATION	Indicators					
MATERIAL	InGaAlP					
OUTLINE	Attached					
ABSOLUTE MAXIMUM RATINGS	P	*1 I _{FP}	I _{FDC}	V _R	Topr	Tstg
	55	60	20	4	-25~+85	-40~+100
	mW	mA	mA	V	°C	°C
CONDITION	T _a = 25 ± 3 °C					

Test Specification

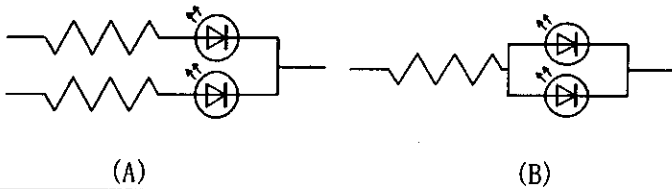
Item	Symbol	Condition	Typ.	Limit		Unit
				Min	Max	
Forward Voltage	V _F	I _F = 10 mA	1.92		2.5	V
Reverse Leakage Current	I _R	V _R = 4 V			100	μA
Luminous Intensity *2	I _O	I _F = 10 mA DC	15	8		mcd
Peak Emission Wavelength	λ _p	I _F = 10 mA DC	645			nm
Spectral Line Half Width	Δλ	I _F = 10 mA DC	22			nm

- *1 · The Condition of I_{FP} is duty 10 % , Pulse width 1 ms
- Please contact the Panasonic local office if you design at low current (below 1 mA DC) or pulse current operation and have any questions.
- *2 Measurement Tolerance is ±20%.

NOTE

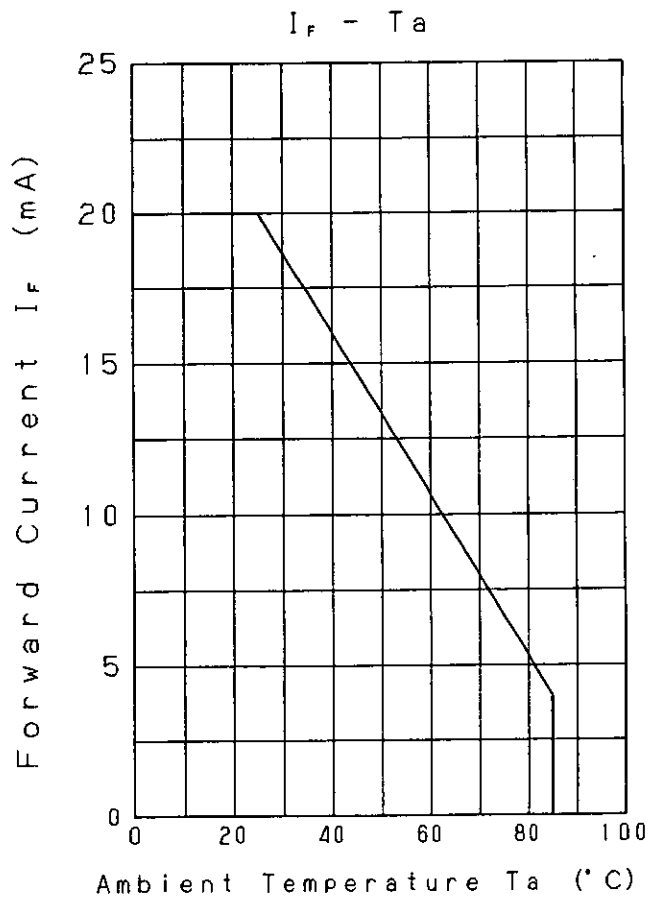
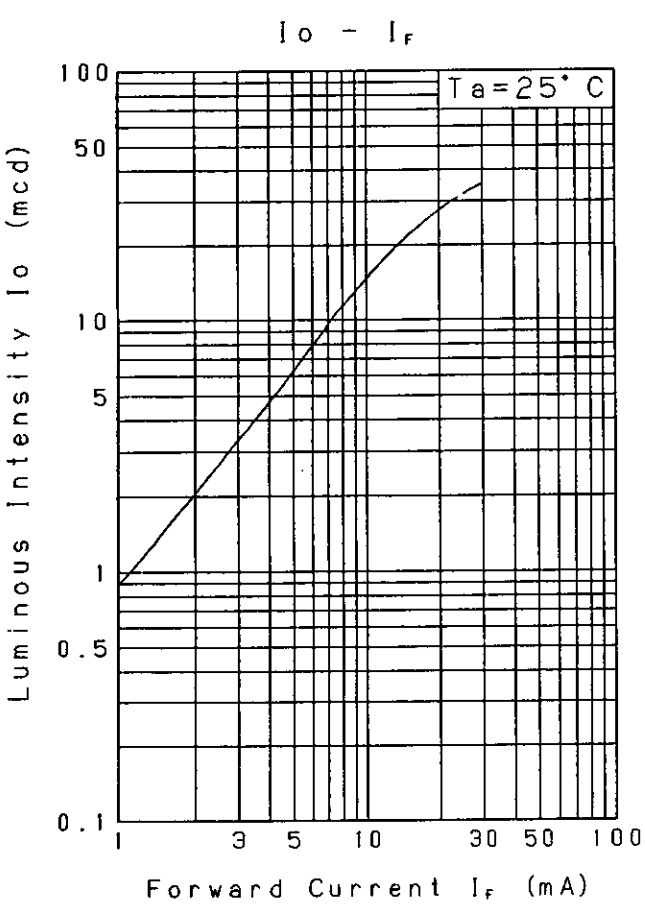
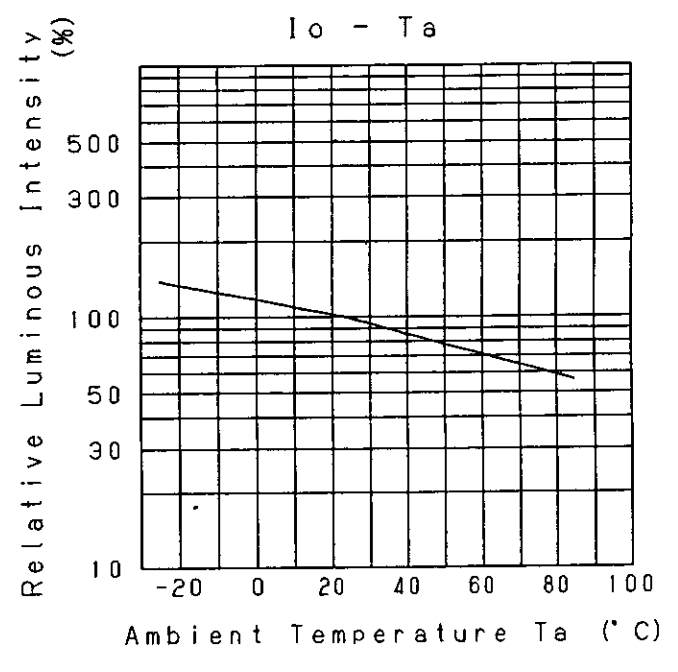
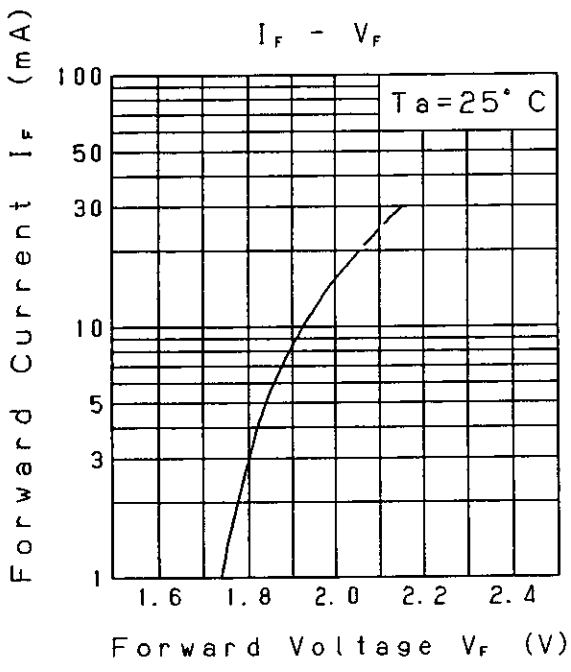
- ★1. Terminal: Plated with gold on copper base.
- ★2. Beware of destruction by static electricity in handling the LED.
- ★3. Soldering conditions.
Refer to Handling note.
- ★4. Care should be taken that soldering is done within 7-days after opening the dry package and reel.

★5. Circuit to operate LED.



- (A) Recommended circuit.
- (B) The difference of brightness between the LED could be found due to the V_F characteristics of each LED.

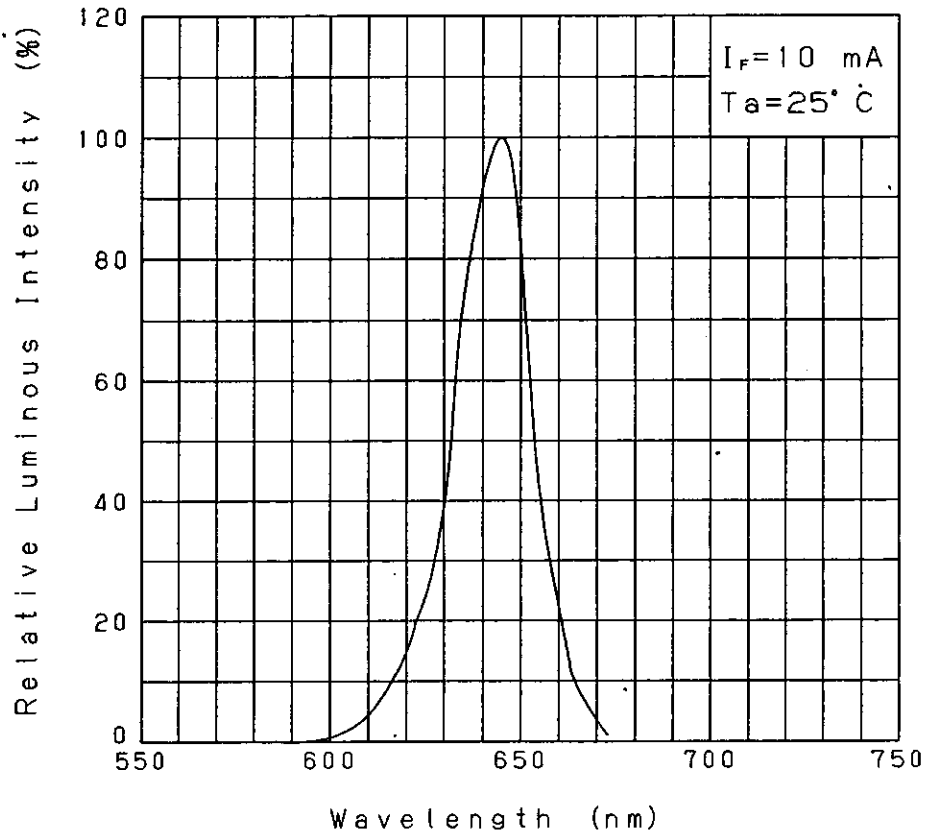
Oct. 20. 2001



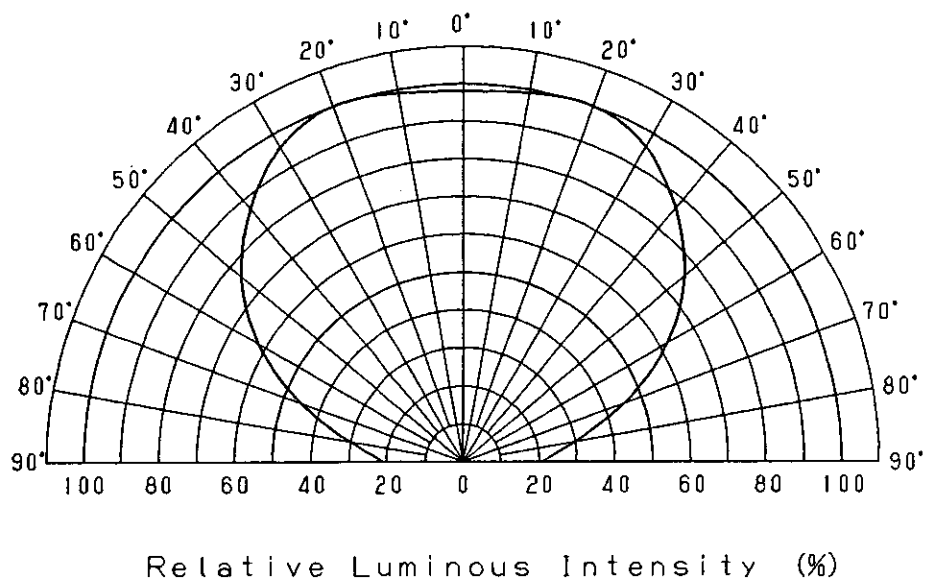
Oct. 20. 2001			
---------------	--	--	--

Approved	Checked	Designed	DEVELOPMENT SPECIFICATION Tentative P/N:LNJ208R82RA			
		<i>K. Sakurai</i>				

Relative Luminous Intensity
Wavelength Characteristics



Directive Characteristics



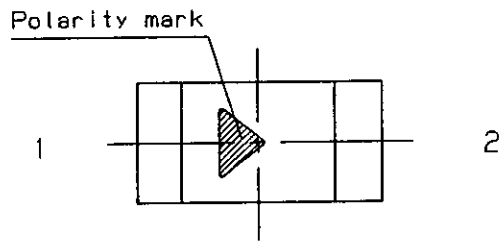
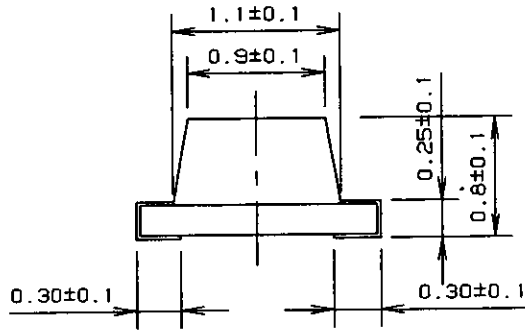
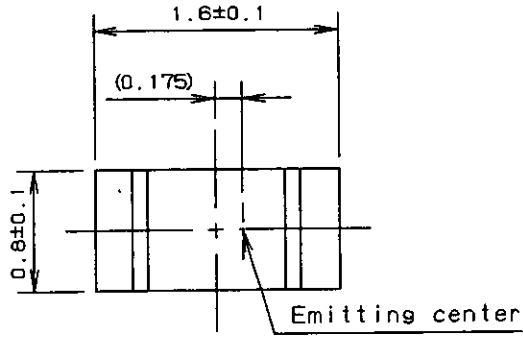
Oct.20.2001			

Panasonic

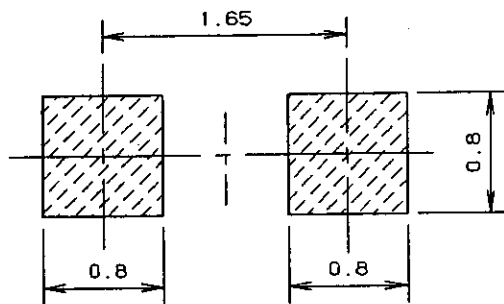
KAGOSHIMA MATSUSHITA ELECTRONICS CO., LTD.

KB-H-022-018B

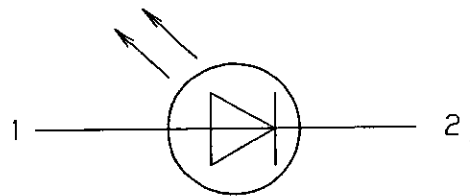
Approved	Checked	Designed <i>K. Akita</i>	DEVELOPMENT SPECIFICATION	
			Tentative	
			P/N:LNJ208R82RA	



Recommended Land Layout



Polarity



1: Anode
2: Cathode

(NOTE)

1. Measurement of the package doesn't include electrode projection.
2. Unit:mm

Oct. 20. 2001			

Panasonic

KAGOSHIMA MATSUSHITA ELECTRONICS CO., LTD.

KB-H-022-018B

单击下面可查看定价，库存，交付和生命周期等信息

[>>Panasonic\(松下\)](#)