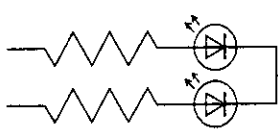
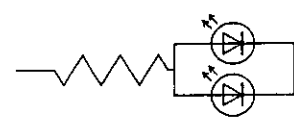


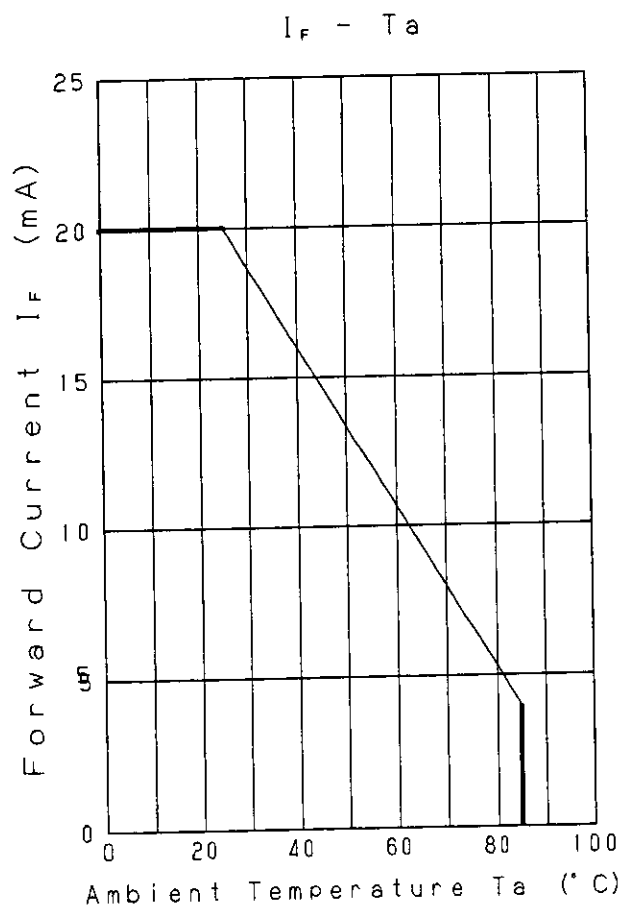
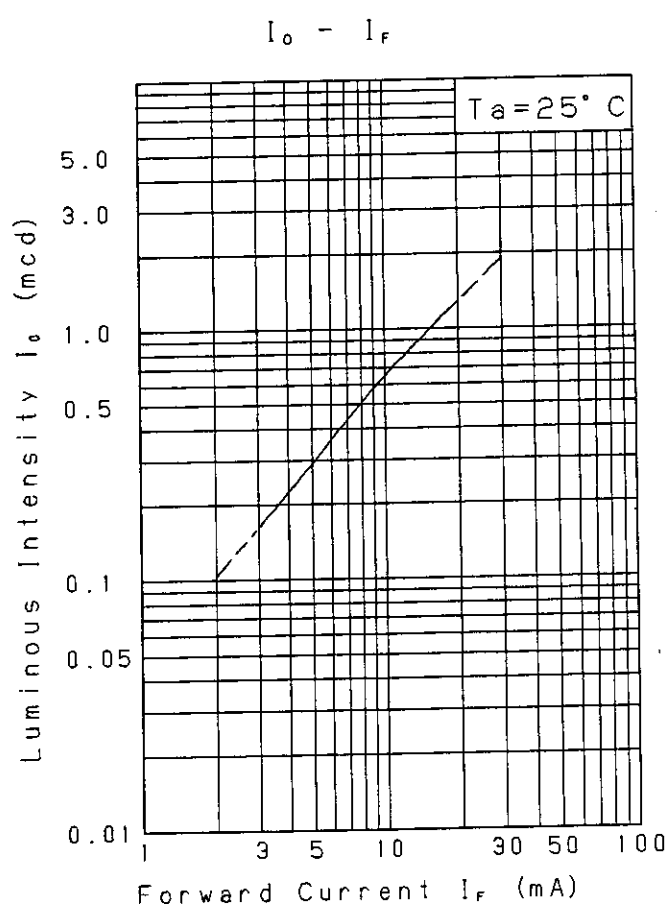
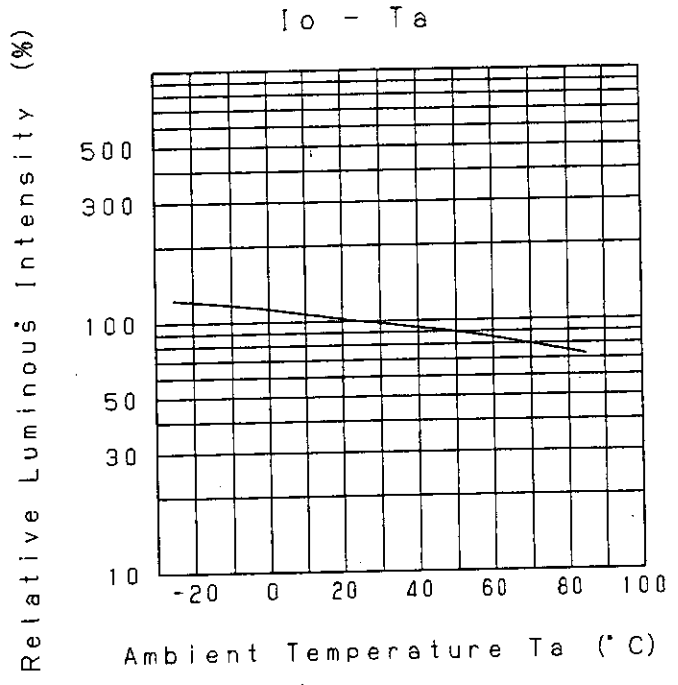
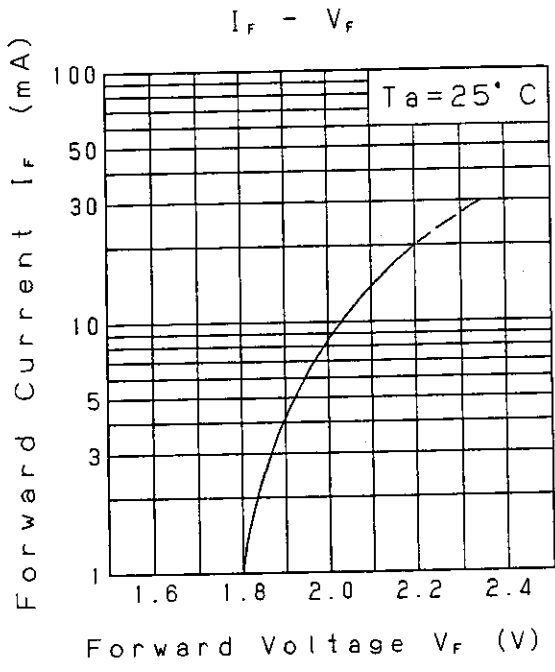
Approved	Checked	Designed	DEVELOPMENT SPECIFICATION				
		<i>K. Ozawa</i>	Tentative P/N: <u>LNJ306G5PRX</u>				
TYPE		Green Light Emitting Diode					
APPLICATION		Indicators					
MATERIAL		GaP					
OUTLINE		Attached					
ABSOLUTE MAXIMUM RATINGS		P	※ I _{FP}	I _{FDC}	V _R	Topr	Tstg
		60	60	20	4	-25~+85	-30~+100
		mW	mA	mA	V	°C	°C
CONDITION		T _a = 25 ± 3 °C					
Test Specification							
Item	Symbol	Condition	Typ	Limit		Unit	
				Min	Max		
Forward Voltage	V _F	I _F = 10 mA	2.03		2.6	V	
Reverse Leakage Current	I _R	V _R = 4 V			10	μA	
Luminous Intensity	I _O	I _F = 10 mA · DC	0.65	0.25		mcd	
Peak Emission Wavelength	λ _p	I _F = 10 mA · DC	555			nm	
Spectral Line Half Width	Δλ	I _F = 10 mA · DC	20			nm	
<p>※ · The Condition of I_{FP} is duty 10 %, Pulse width 1 ms</p> <p>· Please contact the Panasonic local office if you design at low current (below 1mA DC) or pulse current operation and have any questions.</p> <p>NOTE</p> <ol style="list-style-type: none"> 1. Compositions of the lead ... Cu/Ni/Au plating 2. Soldering conditions. Refer to Handling note. 3. Care should be taken that soldering is done within 3-days after opening the dry package and reel. 4. Package: Green diffusion type. 5. Circuit to operate LED. 							
						<p>(A) Recommended circuit. (B) The difference of brightness between the LED could be found due to the V_F characteristics of each LED.</p>	
Oct. 27. 2001							

Approved Checked Designed

DEVELOPMENT SPECIFICATION

Tentative
P/N: LNJ306G5PRX

K. Oshida



Oct. 27. 2001

Panasonic

KAGOSHIMA MATSUSHITA ELECTRONICS CO., LTD.

KB-H-022-018B

Approved | Checked | Designed

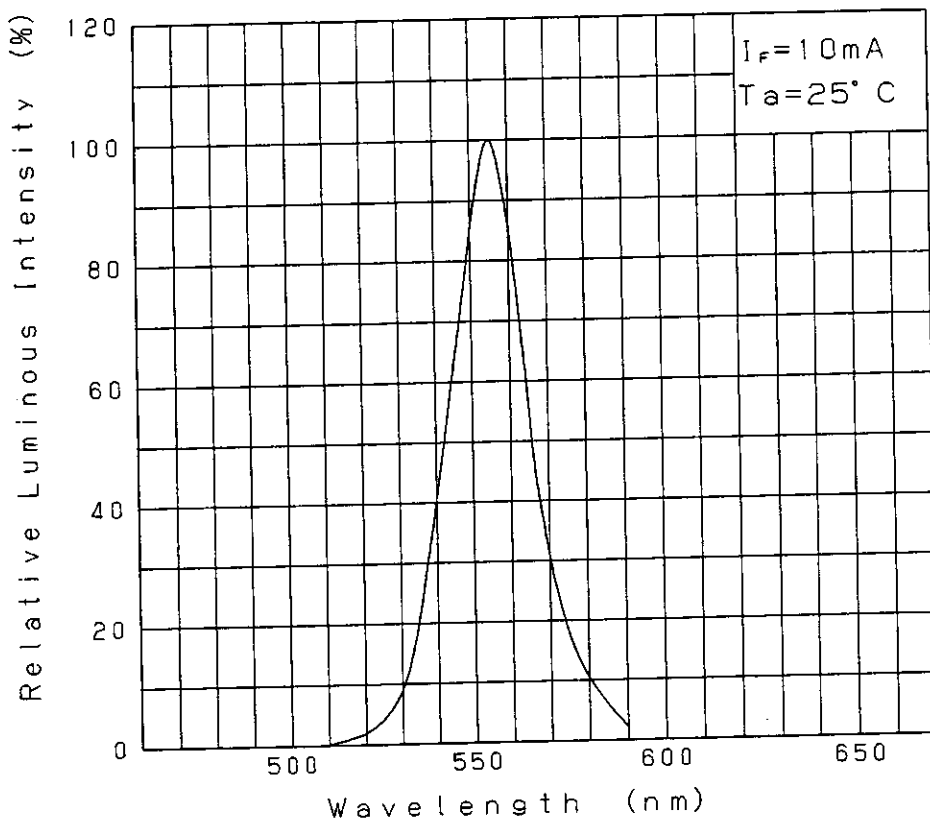
DEVELOPMENT SPECIFICATION

Tentative

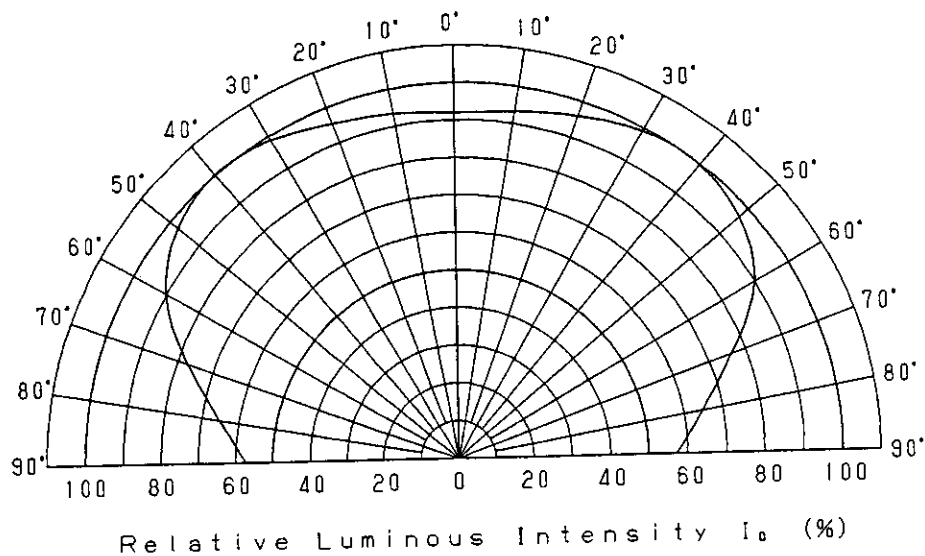
P/N: LNJ306G5PRX

K. Oshima

Relative Luminous Intensity Wavelength Characteristics



Directive Characteristics



Oct. 27. 2001

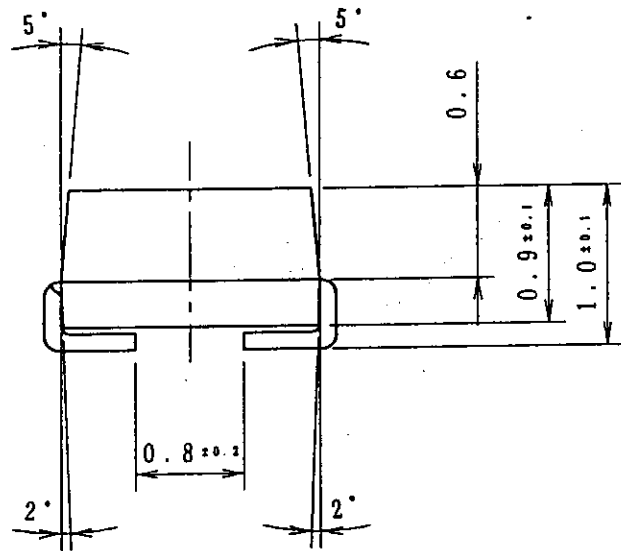
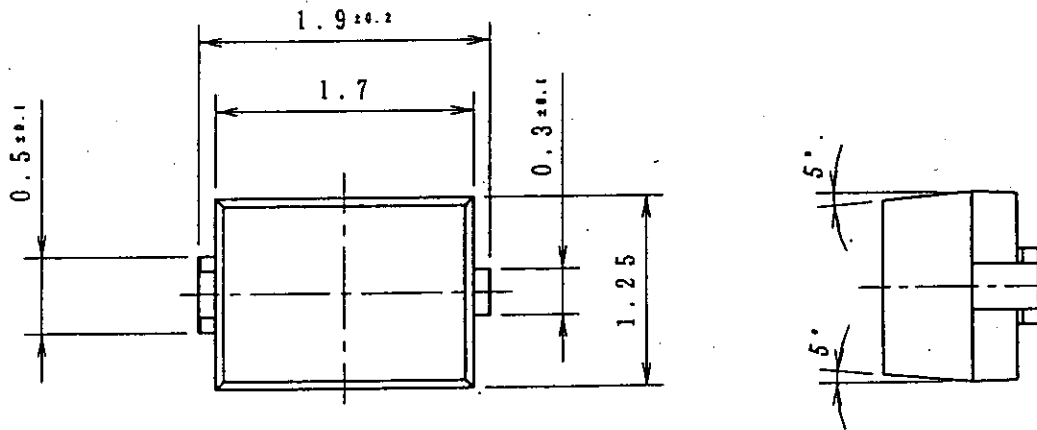
Panasonic

KAGOSHIMA MATSUSHITA ELECTRONICS CO., LTD.

KB-H-022-018B

Approved <i>M. Yamaguchi</i>	Checked <i>T. Sakuma</i>	Designed <i>T. Takata</i>
---------------------------------	-----------------------------	------------------------------

DEVELOPMENT SPECIFICATION
(OUTLINE)
P/N:



- (NOTE)
1. Unit: mm
 2. Tolerance unless specified is ± 0.2 .
 3. Measurement of the package doesn't include gate projection.
 4. Corner of the package is R 0.2max.
 5. Projection's tolerance of the package is 0.2max.

Nov. 27. 1996		

单击下面可查看定价，库存，交付和生命周期等信息

[>>Panasonic\(松下\)](#)