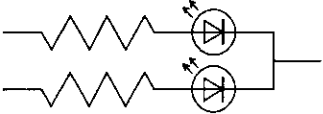
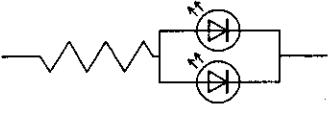
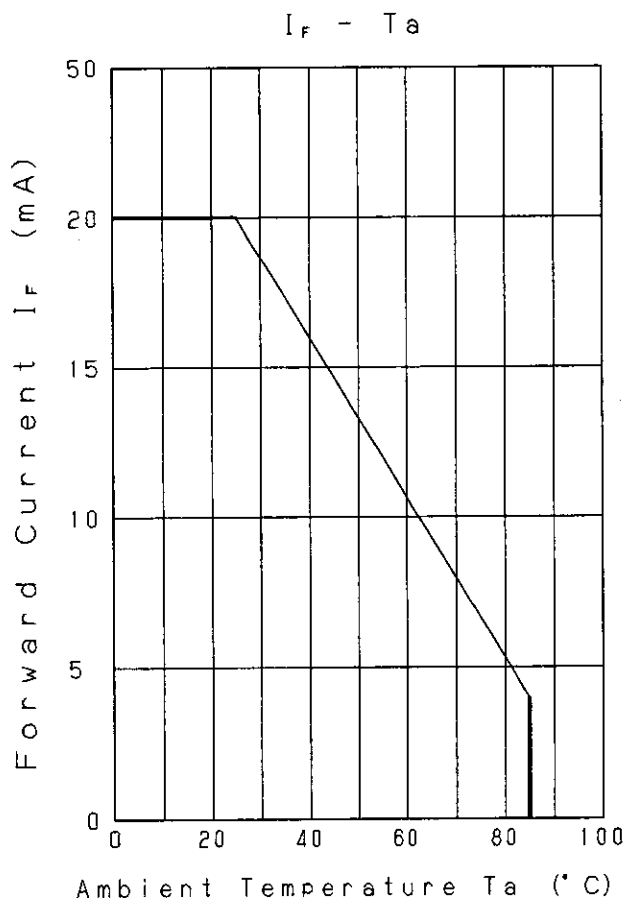
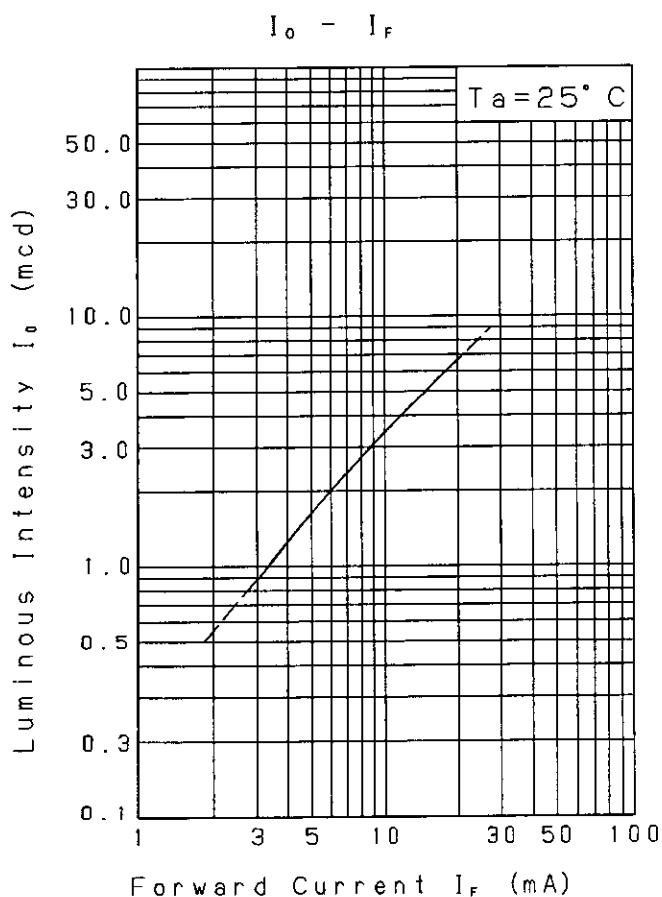
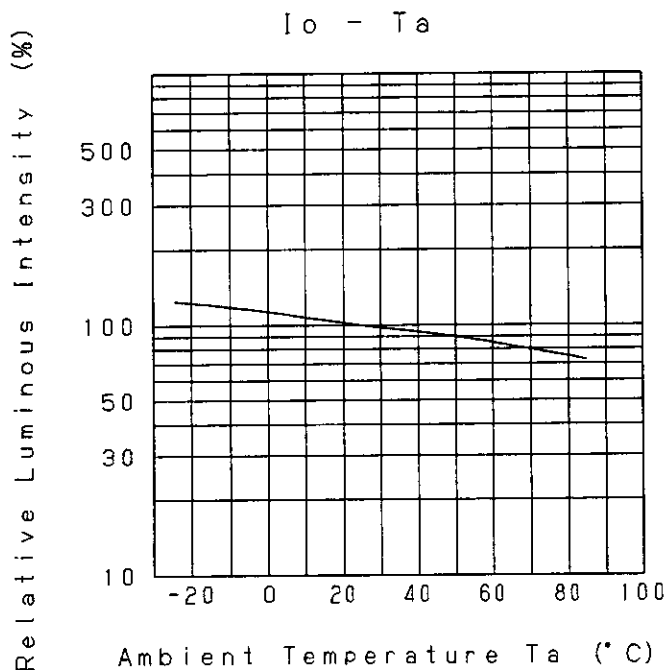
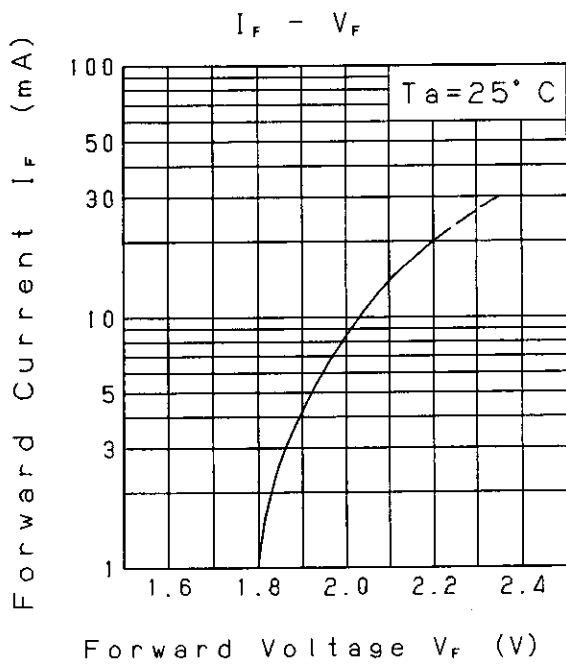


Approved	Checked	Designed	DEVELOPMENT SPECIFICATION							
		<i>K. Ozawa</i>	P/N: LNJ306G5UUX							
TYPE		Green Light Emitting Diode								
APPLICATION		Indicators								
MATERIAL		GaP								
OUTLINE		Attached								
ABSOLUTE MAXIMUM RATINGS		P	※ I _{FP}	I _{DC}	V _R	Topr	Tstg			
		60	60	20	4	-25~+85	-30~+100			
		mW	mA	mA	V	°C	°C			
CONDITION		T _a = 25 ± 3 °C								
Test Specification										
Item	Symbol	Condition	Typ	Limit		Unit				
				Min	Max					
Forward Voltage	V _F	I _F = 10 mA	2.03		2.6	V				
Reverse Leakage Current	I _R	V _R = 4 V			10	μA				
Luminous Intensity	I _O	I _F = 10 mA · DC	3.5	1.35		mcd				
Peak Emission Wavelength	λ _p	I _F = 10 mA · DC	565			nm				
Spectral Line Half Width	Δλ	I _F = 10 mA · DC	30			nm				
<p>※ · The Condition of I_{FP} is duty 10 %, Pulse width 1 ms</p> <p>· Please contact the Panasonic local office if you design at low current (below 1 mA DC) or pulse current operation and have any questions.</p> <p>NOTE</p> <ol style="list-style-type: none"> 1. Compositions of the lead ... Cu/Ni/Au plating 2. Soldering conditions. Refer to Handling note. 3. Care should be taken that soldering is done within 3-days after opening the dry package and reel. 4. Package: Green diffusion type. 5. Circuit to operate LED. 										
							<p>(A) Recommended circuit.</p> <p>(B) The difference of brightness between the LED could be found due to the V_F characteristics of each LED.</p>			
Oct. 27. 2001										

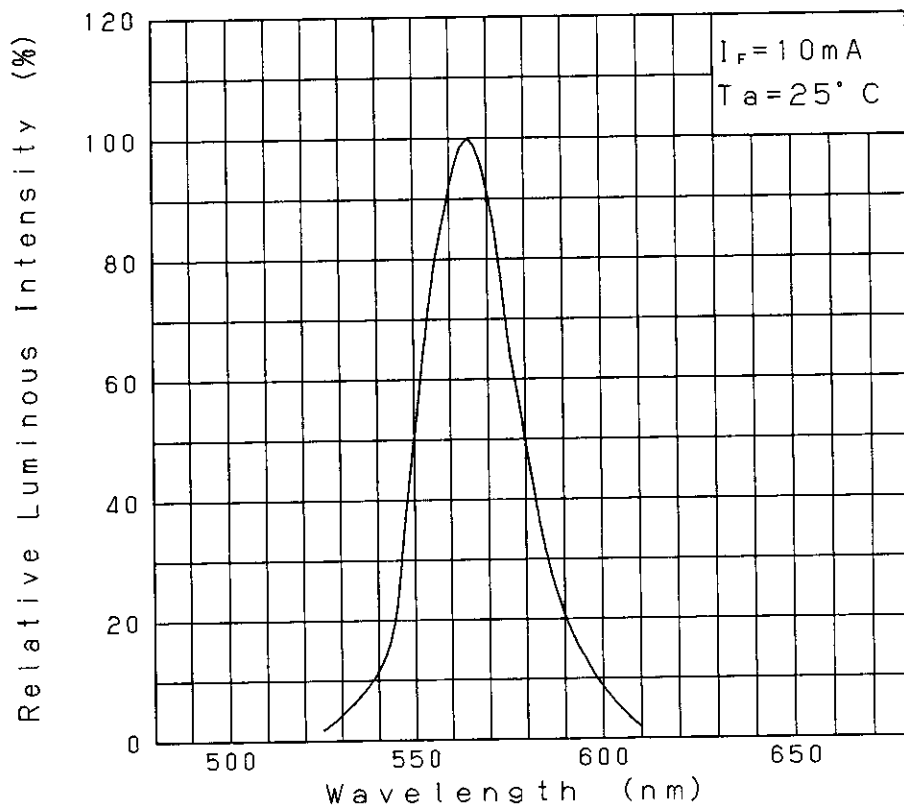
Approved	Checked	Designed	DEVELOPMENT SPECIFICATION				
		<i>K. Honda</i>		P/N:LNJ306G5UUX			



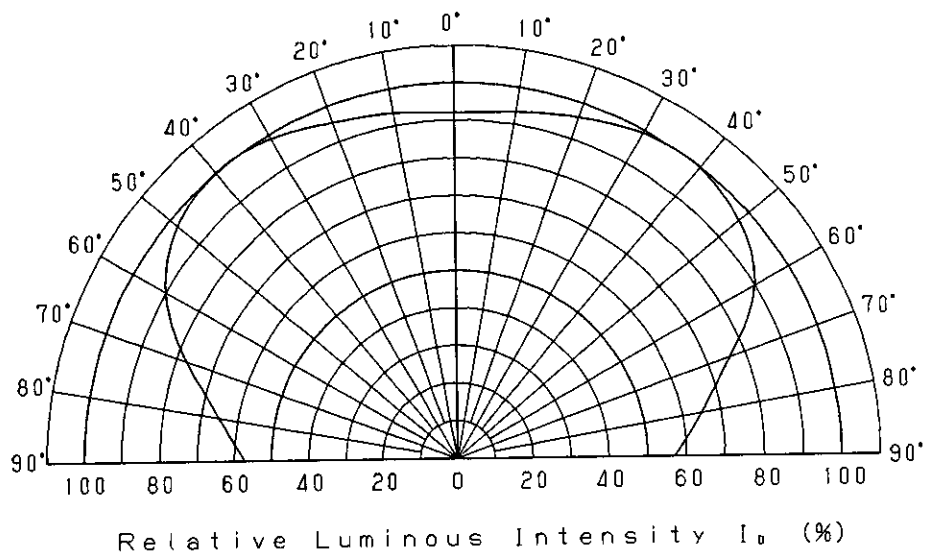
Oct. 27. 2001			
---------------	--	--	--

Approved	Checked	Designed	DEVELOPMENT SPECIFICATION			
		<i>K. O. 10/27/01</i>		P/N:LNJ306G5UUX		

Relative Luminous Intensity
Wavelength Characteristics



Directive Characteristics



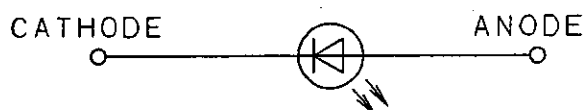
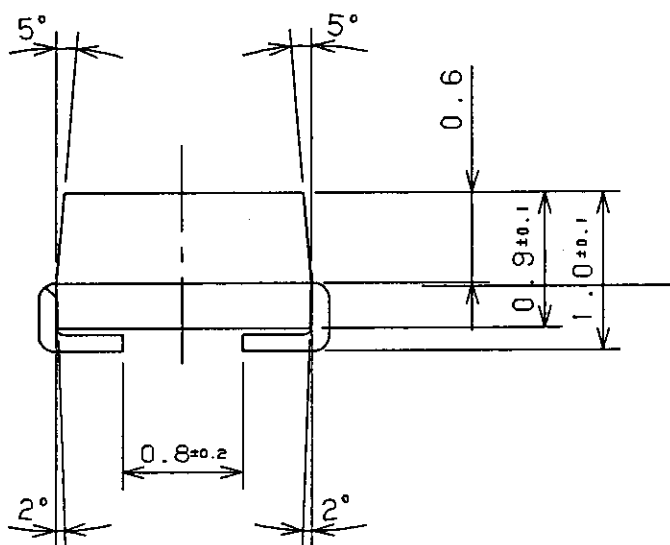
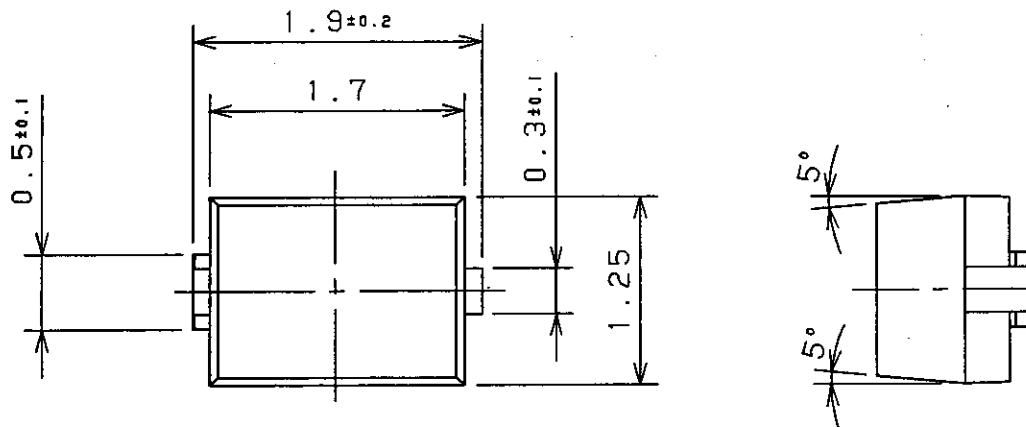
Oct. 27. 2001

Panasonic

KAGOSHIMA MATSUSHITA ELECTRONICS CO., LTD.

KB-H-022-018B

Approved	Checked	Designed	DEVELOPMENT SPECIFICATION (OUTLINE)	P/N: _____
		<i>K. Okamoto</i>		



(NOTE)

1. Unit: mm
2. Tolerance unless specified is ± 0.2 .
3. Measurement of the Package doesn't include gete projection.
4. Corner of the package is R 0.2max.
5. Projection's tolerance of the package is R 0.2max.

Oct. 27. 2001

Panasonic

KAGOSHIMA MATSUSHITA ELECTRONICS CO., LTD

KR-H-022-01B

单击下面可查看定价，库存，交付和生命周期等信息

[>>Panasonic\(松下\)](#)