

Approved	Checked	Designed	DEVELOPMENT SPECIFICATION Tentative P/N:LNJ310C6PRA				
		<i>K. J. [Signature]</i>					

T Y P E	Green Light Emitting Diode						
APPLICATION	Indicators						
MATERIAL	GaP						
OUTLINE	Attached						
ABSOLUTE MAXIMUM RATINGS	P	*1 I _{FP}	I _{FDC}	V _R	Topr	Tstg	
	60	60	20	4	-25~+85	-30~+100	
	mW	mA	mA	V	°C	°C	
CONDITION	T _a = 25 ± 3 °C						

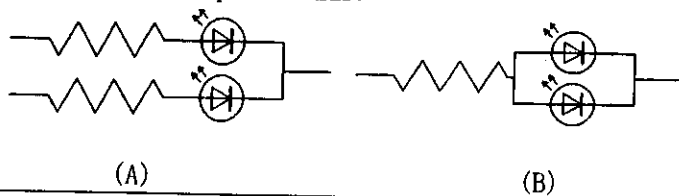
Test Specification

Item	Symbol	Condition	Typ.	Limit		Unit
				Min	Max	
Forward Voltage	V _F	I _F = 10 mA	2.03		2.6	V
Reverse Leakage Current	I _R	V _R = 4 V			10	μA
Luminous Intensity *2	I _O	I _F = 10 mA DC	1.1	0.6		mcd
Peak Emission Wavelength	λ _p	I _F = 10 mA DC	555			nm
Spectral Line Half Width	Δλ	I _F = 10 mA DC	20			nm

- *1 · The Condition of I_{FP} is duty 10 % , Pulse width 1 ms
- Please contact the Panasonic local office if you design at low current (below 1 mA DC) or pulse current operation and have any questions.
- *2 Measurement Tolerance is ±20%.

NOTE

- ★1. Terminal:Plated with gold on copper base.
- ★2. Package : Clear type.
- ★3. Soldering conditions.
Refer to Handling note.
- ★4. Care should be taken that soldering is done within 3-days after opening the dry package and reel.
- ★5. Circuit to operate LED.



- (A) Recommended circuit.
- (B) The difference of brightness between the LED could be found due to the V_F characteristics of each LED.

Oct. 20. 2001			

Panasonic

KAGOSHIMA MATUSHITA ELECTPONTCS CO., LTD

KB-II-022-018B

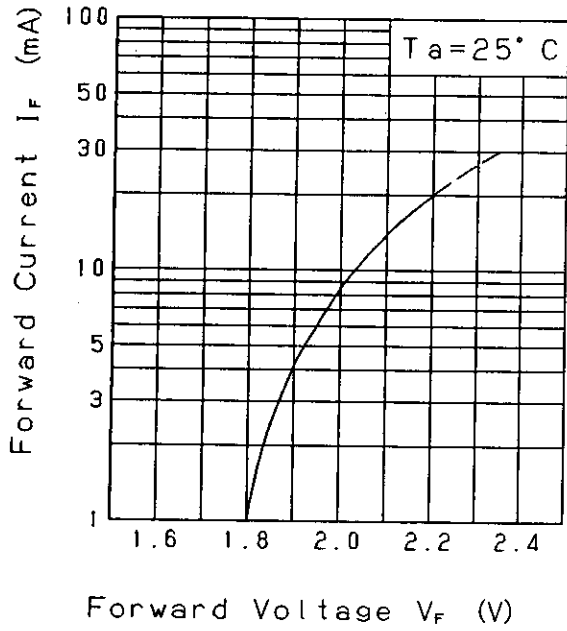
Approved Checked Designed

DEVELOPMENT SPECIFICATION

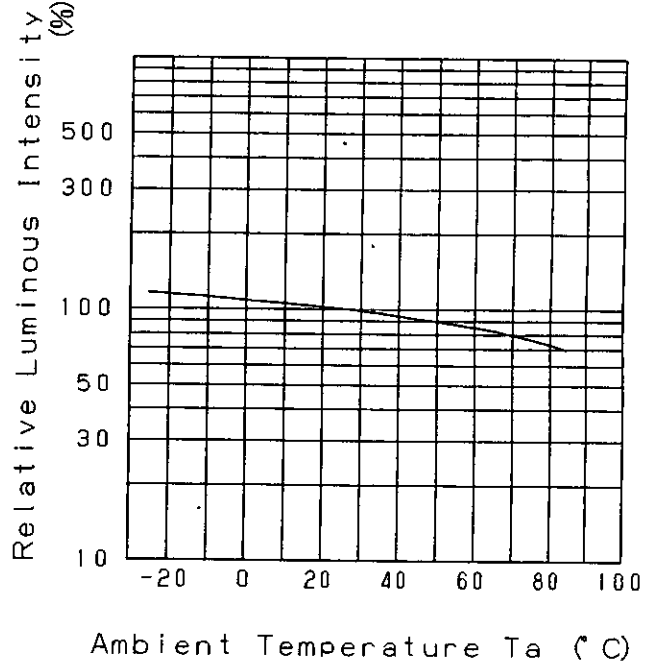
Tentative
P/N:LNJ310C6PRA

K. Sakurai

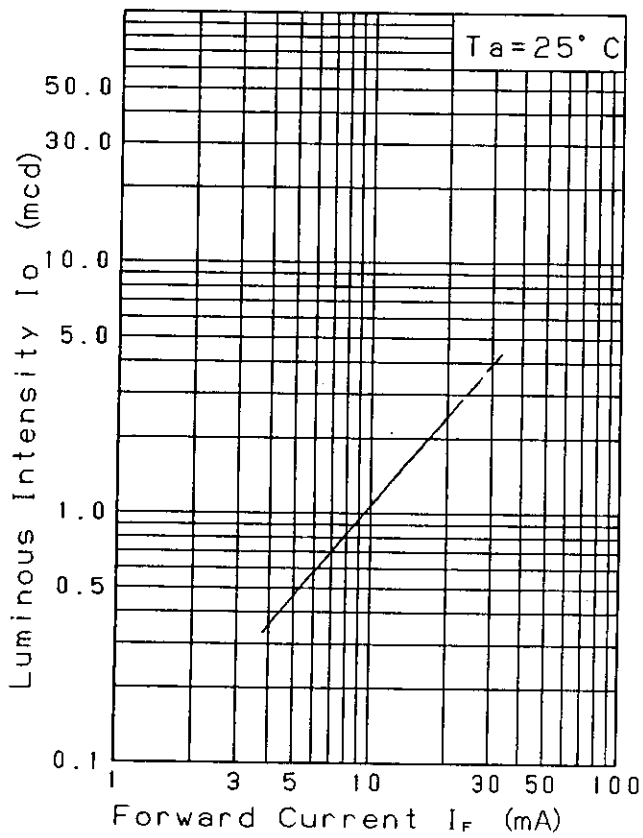
$I_F - V_F$



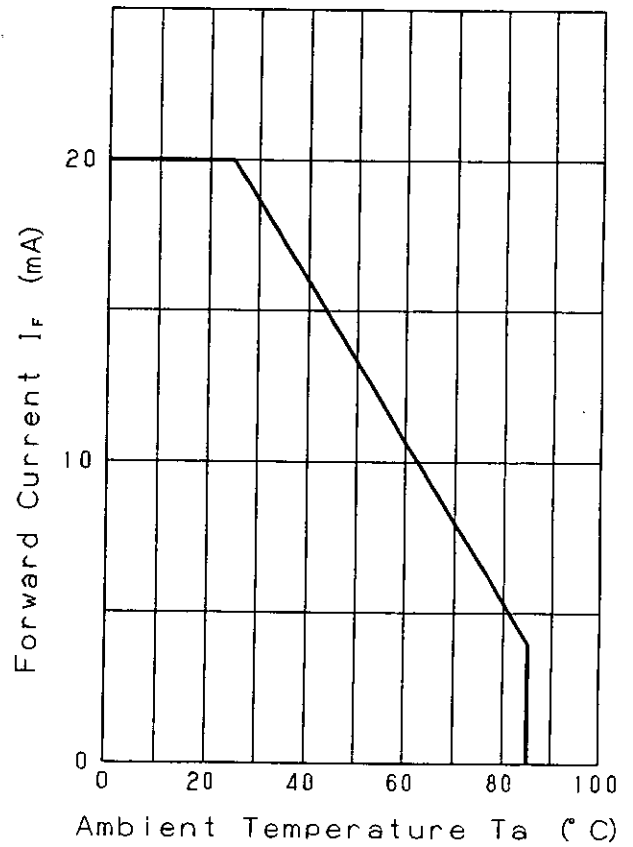
$I_o - T_a$



$I_o - I_F$



$I_F - T_a$



Oct. 20. 2001

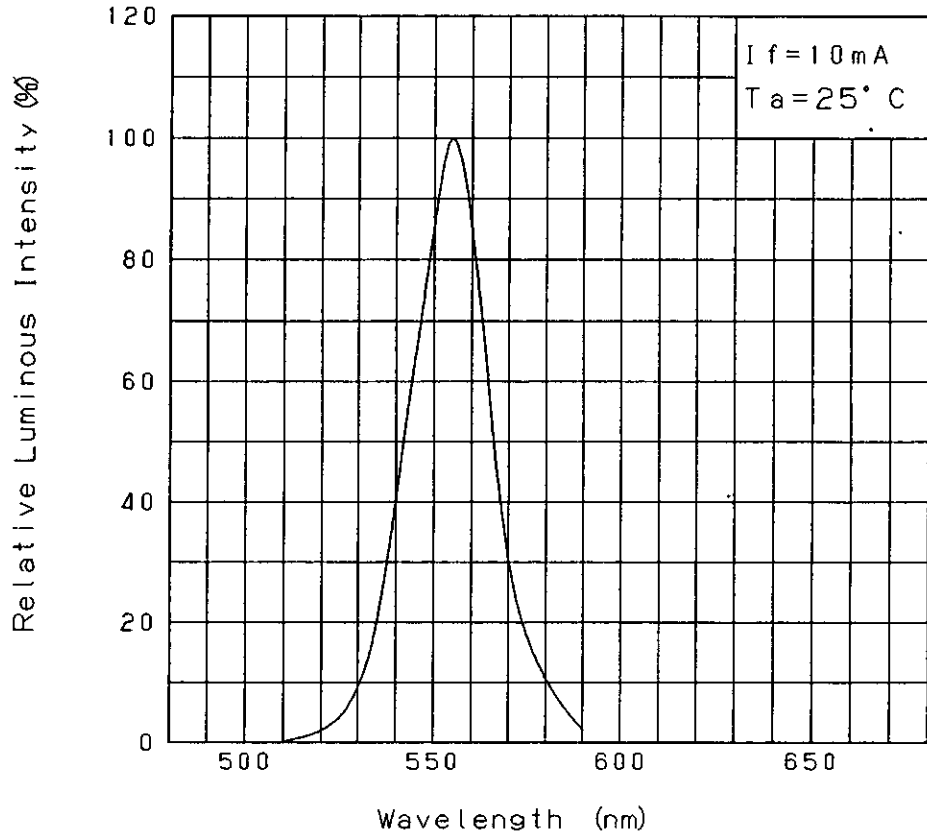
Panasonic

KAGOSHIMA MATSUSHITA ELECTRONICS CO., LTD.

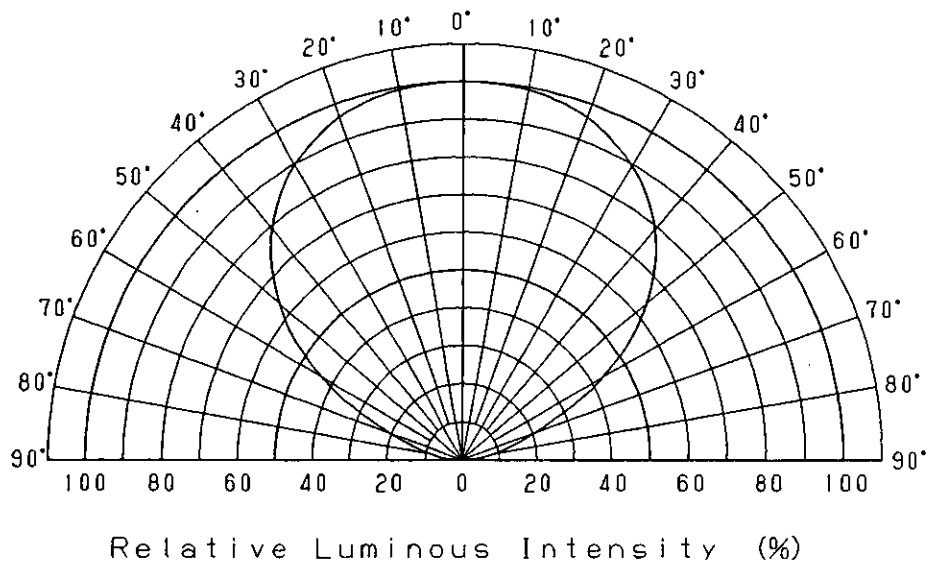
KB-H-022-018B

Approved	Checked	Designed	DEVELOPMENT SPECIFICATION			
		<i>K. A. Kubota</i>		Tentative P/N : LNJ310C6PRA		

Relative Luminous Intensity
Wavelength Characteristics



Directive Characteristics



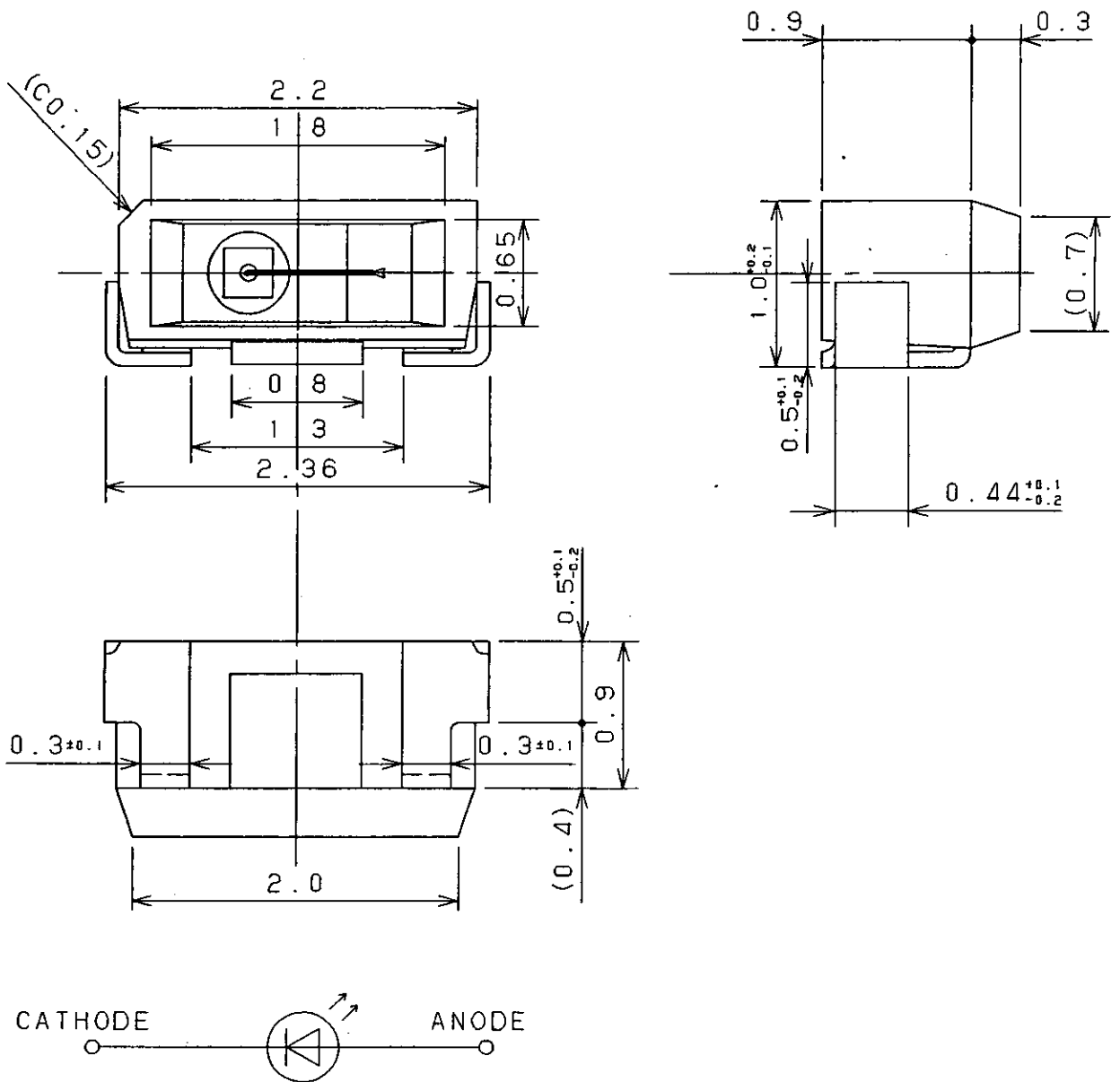
Oct. 20. 2001			

KAGOSHIMA MATSUSHITA ELECTRONICS CO., LTD.

KB-H-022-018B

Approved	Checked	Designed
		<i>K. Saito</i>

DEVELOPMENT SPECIFICATION
(OUTLINE) Tentative
P/N:LNJ310C6PRA



(NOTE)
1. Unit: mm
2. Tolerance unless specified is ± 0.15 .

Oct. 20. 2001		

单击下面可查看定价，库存，交付和生命周期等信息

[>>Panasonic\(松下\)](#)