

Approved <i>M. Yamaguchi</i>	Checked <i>T. Akeda</i>	Designed <i>K. Ishikawa</i>	DEVELOPMENT SPECIFICATION			18	4
			P/N: LNJ812K87RA				

T Y P E	Soft-Orange Light Emitting Diode					
APPLICATION	Indicators					
MATERIAL	InGaAlP					
OUTLINE	Attached					
ABSOLUTE MAXIMUM RATINGS	P 55 mW	*I _{FP} 60 mA	I _{FDC} 20 mA	V _R 4 V	T _{opr} -30~+85 °C	T _{stg} -40~+100 °C
CONDITION	Ta=25±3 °C					

Test Specification

Item	Symbol	Condition	Typ	Limit		Unit
				Min	Max	
Forward Voltage	V _F	I _F = 10 mA	1.95		2.5	V
Reverse Leakage Current	I _R	V _R = 4 V			100	μA
Luminous Intensity	I _o	I _F = 10 mA·DC	21	7		mcd
Peak Emission Wavelength	λ _P	I _F = 10 mA·DC	615			nm
Spectral Line Half Width	Δλ	I _F = 10 mA·DC	20			nm

※ The Condition of I_{FP} is duty 10 % , Pulse width 1 ms
 · Please contact the Panasonic local office if you design at low current (below 1 mA DC) or pulse current operation and have any questions.

NOTE

- ★1 Terminal: Plated with gold on copper base.
- ★2 Package: Light yellow diffusion type.
- ★3 Soldering conditions.
Refer to Handling note.
- ★4 Care should be taken that soldering is done within 3-days after opening the dry package and reel.

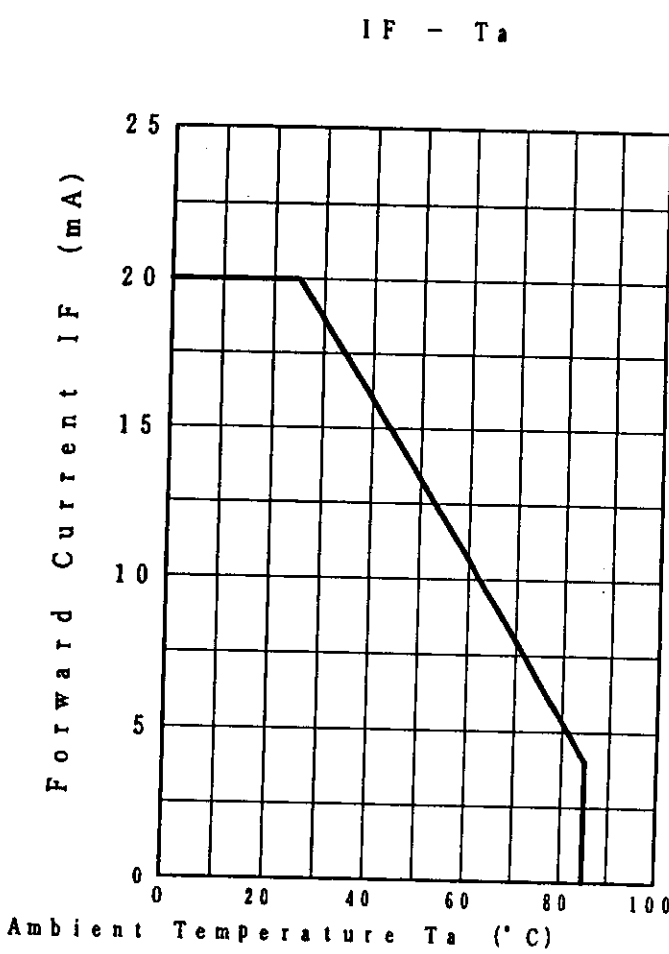
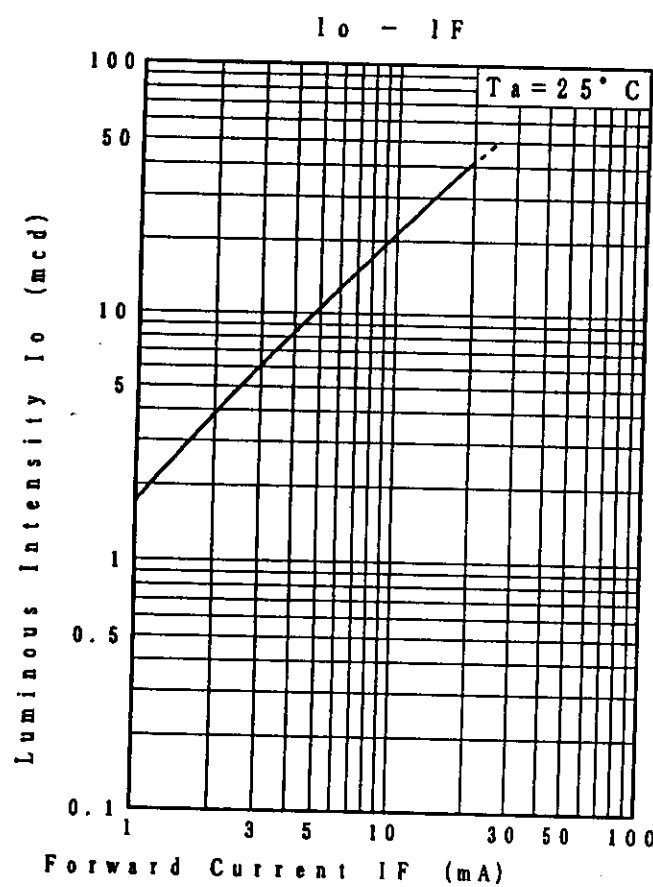
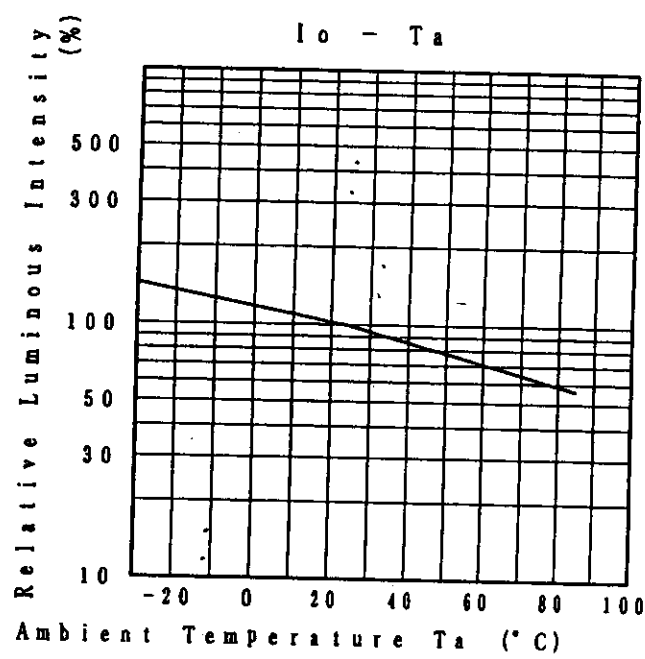
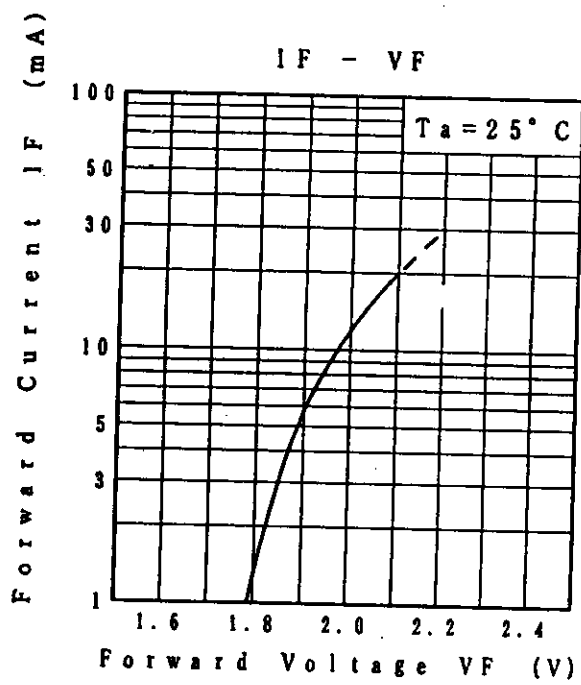
Sep. 10. 1998			

Approved: *[Signature]* Checked: *T. Ikeda* Designed: *K. Sakurai*

DEVELOPMENT SPECIFICATION

P/N: LN J 812K87RA

	18		5
--	----	--	---



Sep. 10. 1998			
---------------	--	--	--

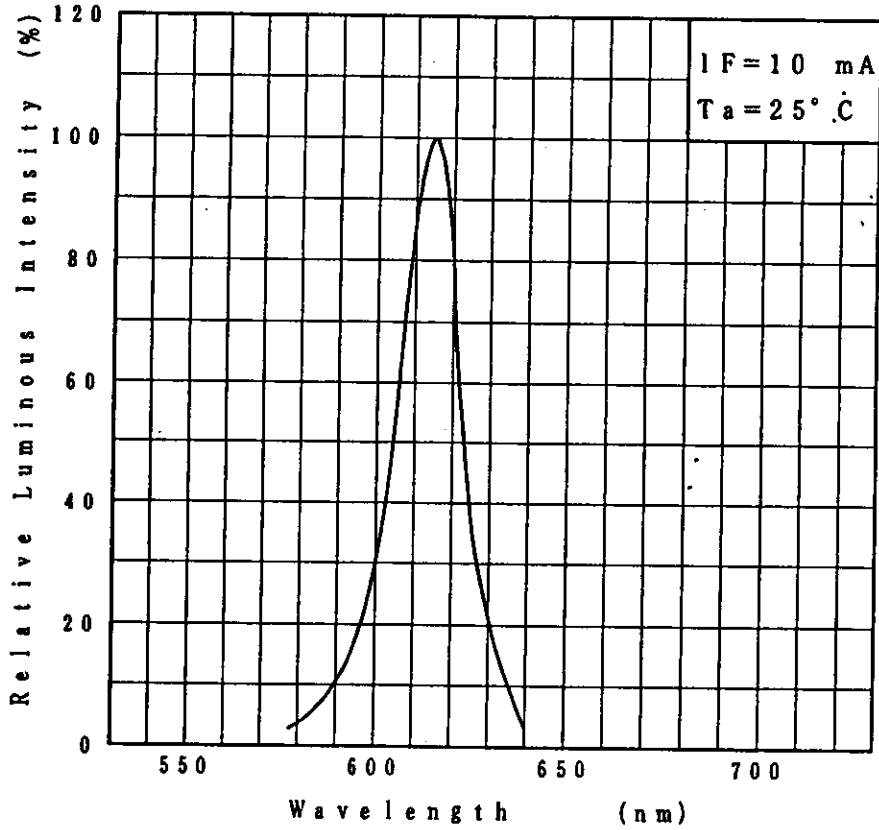
M. Yamaguchi | *T. Okada* | *K. Sakuma*

P/N: LN1812K87RA

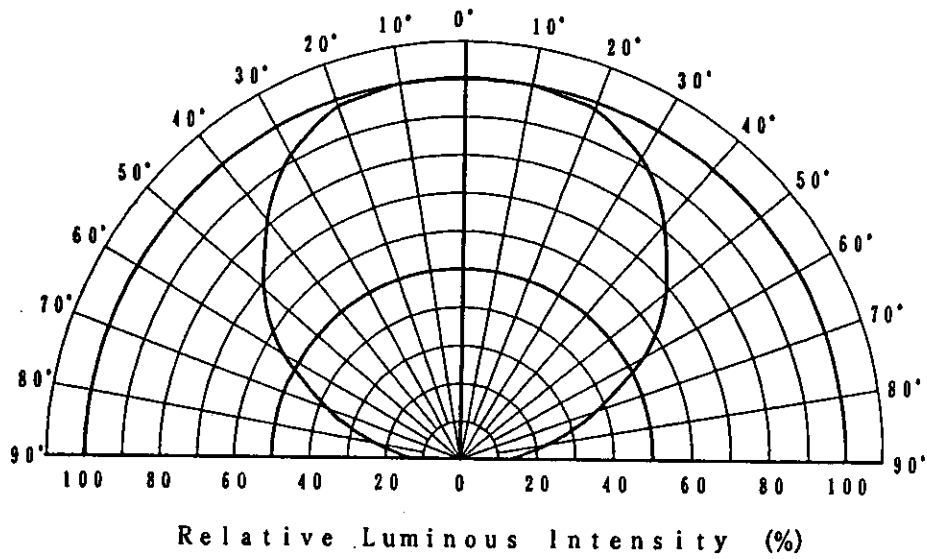
18

6

Relative Luminous Intensity
Wavelength Characteristics



Directive Characteristics



Sep. 10. 1998

Panasonic

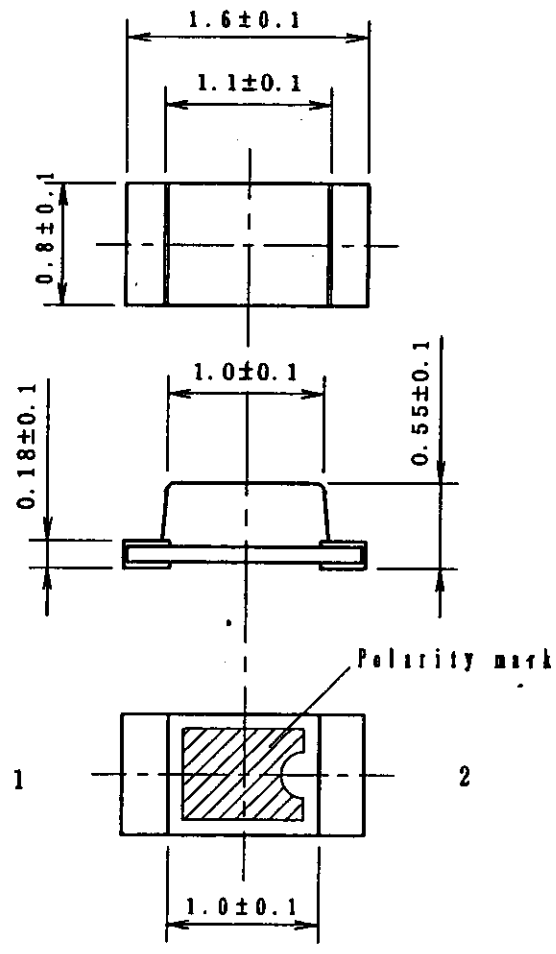
KAGOSHIMA MATSUSHITA ELECTRONICS CO., LTD.

KB-H-022-018B

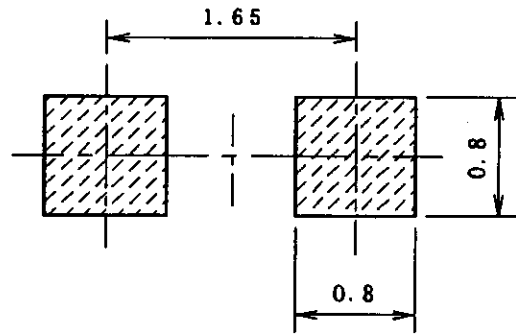
Approved <i>M. Yamaguchi</i>	Checked <i>T. Okada</i>	Designed <i>K. Nakano</i>
---------------------------------	----------------------------	------------------------------

DEVELOPMENT SPECIFICATION
(O U T L I N E)
P/N: LNJ812K87RA

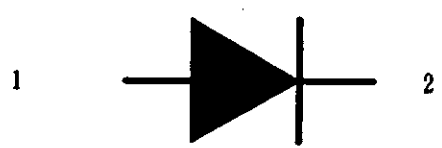
18		7
----	--	---



Recommended Land Layout



Polarity



1 : Anode
2 : Cathode

(NOTE)

1. Measurement of the package doesn't include electrode projection.
2. Unit: mm

Sep. 10. 1998			
---------------	--	--	--

单击下面可查看定价，库存，交付和生命周期等信息

[>>Panasonic\(松下\)](#)