

3.5 mm×2.9 mm Side-operational Half Dive /SMD Light Touch Switches

Type: **EVPAN**



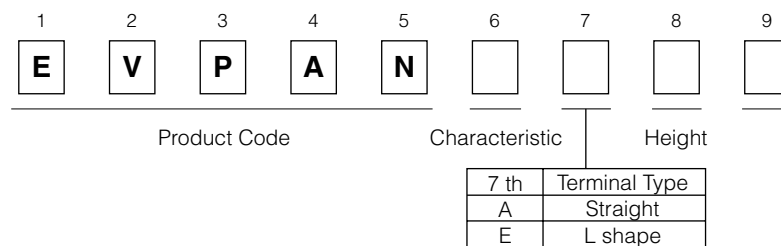
■ Features

- External dimensions : 3.5 mm×2.9 mm, Height 1.2 mm
- Printed circuit board on height : 0.7 mm
- High mount ability

■ Recommended Applications

- Operation switches for portable electronic equipment (Mobile phones, Digital still cameras, Camcorders, Portable audio players, etc.)

■ Explanation of Part Numbers


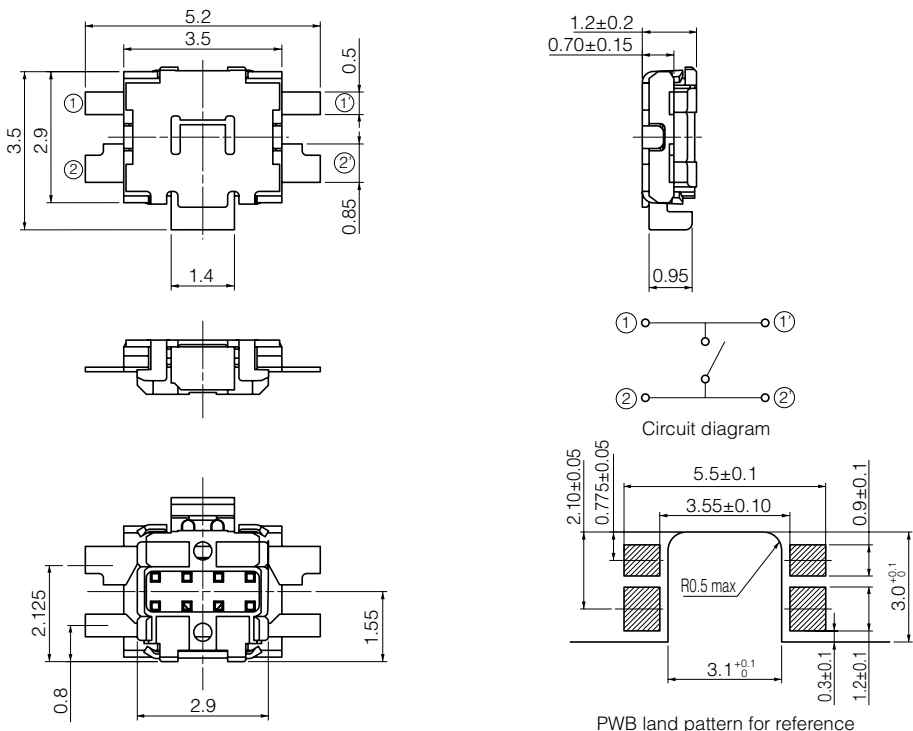

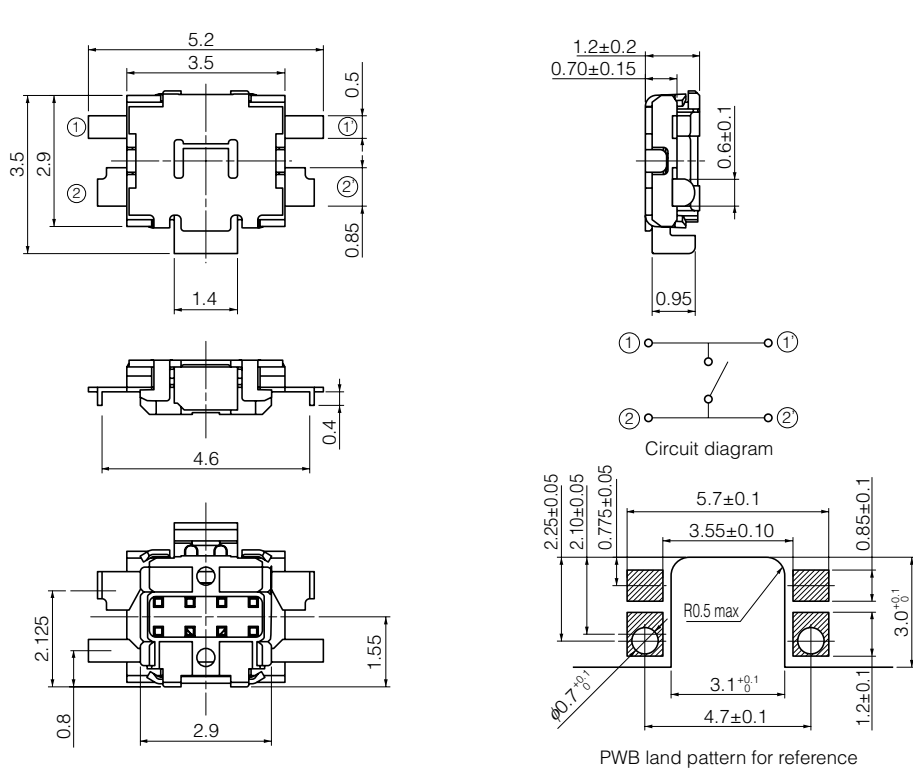


■ Specifications

Type		Snap action / Push-on type SPST
Electrical	Rating	10 μ A 2 Vdc to 50 mA 12 Vdc (Resistive load)
	Contact Resistance	500 m Ω max.
	Insulation Resistance	100 M Ω min. (at 100 Vdc)
	Dielectric Withstanding Voltage	250 Vac (1 minute)
	Bouncing	10 ms max. (ON, OFF)
Mechanical	Operating Force	1.6 N, 2.2 N
	Push Travel	0.2 mm
	Push Strength	70 N (1 minute)
Endurance	Operating Life	100000 cycles min.
Operating Temperature		-20 °C to +70 °C
Storage Temperature		-40 °C to +85 °C (Bulk) -20 °C to +60 °C (Taping)
Minimum Quantity/Packing Unit		7000 pcs. Embossed Taping (Reel Pack)
Quantity/Carton		35000 pcs.

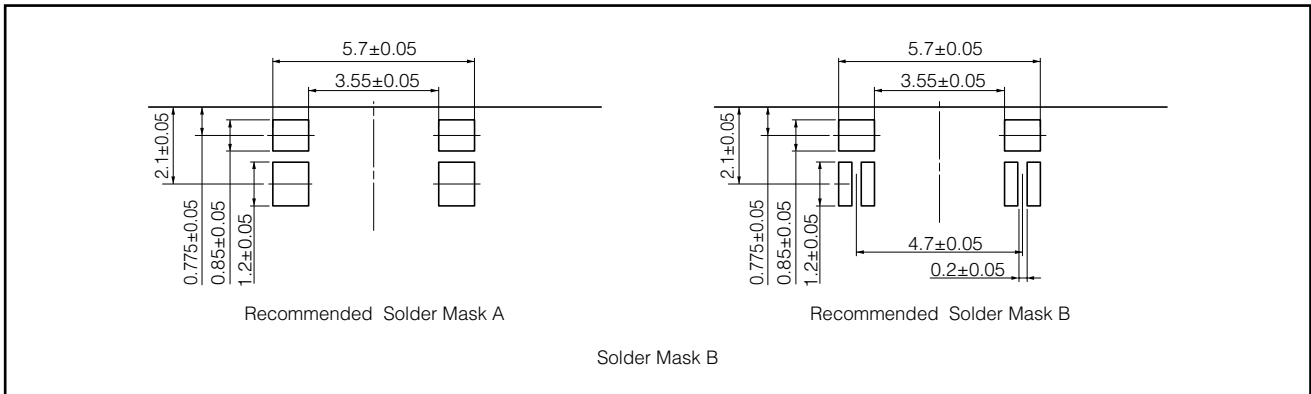
Design and specifications are each subject to change without notice. Ask factory for the current technical specifications before purchase and/or use. Should a safety concern arise regarding this product, please be sure to contact us immediately.

■ Dimensions in mm (not to scale)

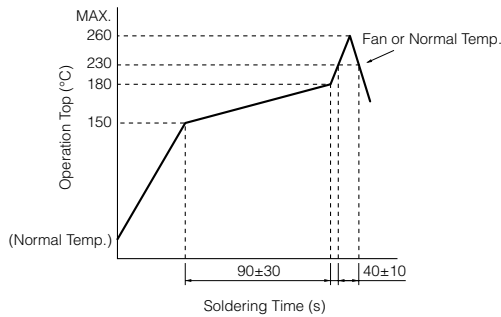
<p>EVPANA EVPAND</p> <p>(Embossed Taping)</p> <p>Straight terminals</p> 	 <p>PWB land pattern for reference</p>			
<p>Part Numbers</p>	<p>Operating Force</p>	<p>Height</p>	<p>Push Plate Color</p>	<p>Operating Life</p>
<p>EVPANAA1A</p>	<p>1.6 N</p>	<p>0.7 mm</p>	<p>Black</p>	<p>100000 cycles</p>
<p>EVPANDA1A</p>	<p>2.2 N</p>	<p>0.7 mm</p>	<p>Black</p>	<p>100000 cycles</p>
<p>EVPANBA1A</p>	<p>1.6 N</p>	<p>0.7 mm</p>	<p>Black</p>	<p>500000 cycles</p>
<p>EVPAND EVPANB</p> <p>(Embossed Taping)</p> <p>L-shape terminals</p> 	 <p>PWB land pattern for reference</p>			
<p>Part Numbers</p>	<p>Operating Force</p>	<p>Height</p>	<p>Push Plate Color</p>	<p>Operating Life</p>
<p>EVPANDE1A</p>	<p>2.2 N</p>	<p>0.7 mm</p>	<p>Black</p>	<p>100000 cycles</p>
<p>EVPANBE1A</p>	<p>1.6 N</p>	<p>0.7 mm</p>	<p>Black</p>	<p>500000 cycles</p>

Design and specifications are each subject to change without notice. Ask factory for the current technical specifications before purchase and/or use. Should a safety concern arise regarding this product, please be sure to contact us immediately.

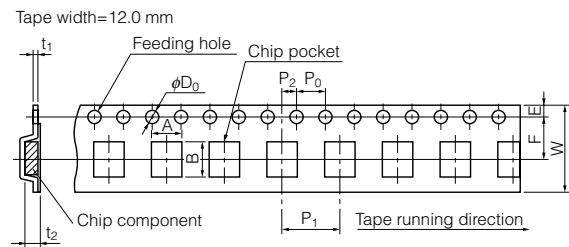
Recommended Solder Mask



Recommended Reflow Soldering Conditions



Embossed Carrier Taping

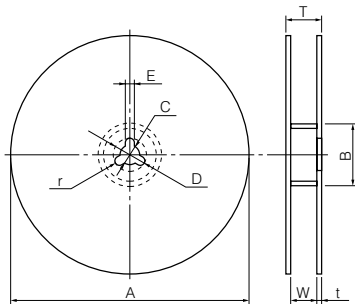


Straight terminals

Unit: mm

Part No.	Height	A	B	W	F	E	P_1	P_2	P_0	D_0 Dia.	t_1	t_2
EVPAN	1.2	5.6 ± 0.2	4.5 ± 0.2	12.0 ± 0.3	5.5 ± 0.1	1.75 ± 0.10	8.0 ± 0.1	2.0 ± 0.1	4.0 ± 0.1	$1.5^{+0.1}$	0.3 ± 0.1	1.35 ± 0.20

Standard Reel Dimensions in mm (not to scale)



Item	A	B	C	D	E
Rate (mm)	$\phi 380.0 \pm 2.0$	$\phi 80.0 \pm 1.0$	$\phi 13.0 \pm 0.5$	$\phi 21.0 \pm 1.0$	2.0 ± 0.5

Item	W	T	t	r
Rate (mm)	13.5 ± 1.0	17.5 ± 1.0	1.0 to 3.0	1.0 ± 0.5

单击下面可查看定价，库存，交付和生命周期等信息

[>>Panasonic\(松下\)](#)