



# SB520 SERIES

## SCHOTTKY BARRIER RECTIFIERS

**VOLTAGE** 20 to 60 Volt **CURRENT** 5 Ampere

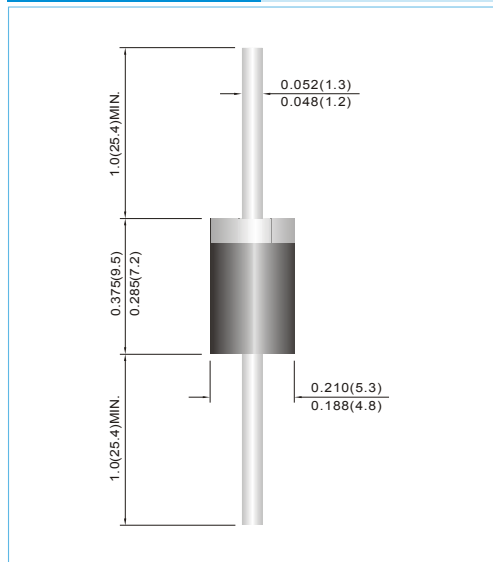
**DO-201AD** Unit : inch(mm)

### FEATURES

- Plastic package has Underwriters Laboratory Flammability Classification 94V-O utilizing Flame Retardant Epoxy Molding Compound.
- For use in low voltage, high frequency inverters, free wheeling, and polarity protection applications.
- ESD Passed devices : Air mode 15KV, human body mode 8KV
- Lead free in compliance with EU RoHS 2.0

### MECHANICAL DATA

- Case: DO-201AD Molded plastic
- Terminals: Axial leads, solderable per MIL-STD-750, Method 2026
- Polarity: Color band denotes cathode
- Weight: 0.04 ounces, 1.122 grams



## MAXIMUM RATINGS AND ELECTRICAL CHARACTERISTICS

Ratings at 25°C ambient temperature unless otherwise specified. Single phase, half wave, 60 Hz, resistive or inductive load.

PARAMETER	SYMBOL	SB520	SB530	SB540	SB550	SB560	UNITS	
Maximum Recurrent Peak Reverse Voltage	$V_{RRM}$	20	30	40	50	60	V	
Maximum RMS Voltage	$V_{RMS}$	14	21	28	35	42	V	
Maximum DC Blocking Voltage	$V_{DC}$	20	30	40	50	60	V	
Maximum Average Forward Rectified Current (See Fig 1)	$I_{F(AV)}$	5						A
Peak Forward Surge Current : 8.3ms single half sine-wave superimposed on rated load	$I_{FSM}$	150						A
Maximum Forward Voltage at 5A (NOTES 3)	$V_F$	0.55			0.7			V
Maximum DC Reverse Current at Rated DC Blocking Voltage $T_J=25^{\circ}C$ $T_J=100^{\circ}C$	$I_R$	0.2 50			0.1 50			mA
Typical Thermal Resistance (NOTES 2) (NOTES 1) (NOTES 1)	$R_{\theta JA}$ $R_{\theta JC}$ $R_{\theta JL}$	50 12 15						$^{\circ}C / W$
Power Dissipation	$P_D$	5						W
Operating Junction Temperature Range	$T_J$	-55 to +125			-55 to +150			$^{\circ}C$
Storage Temperature Range	$T_{STG}$	-55 to +150						$^{\circ}C$

### NOTES :

1. Measured at ambient temperature at a distance of 9.5mm from the case
2. Minimum Pad Area
3. Pulse test : 300μs pulse width, 1% duty cycle



# SB520 SERIES

## RATING AND CHARACTERISTIC CURVES

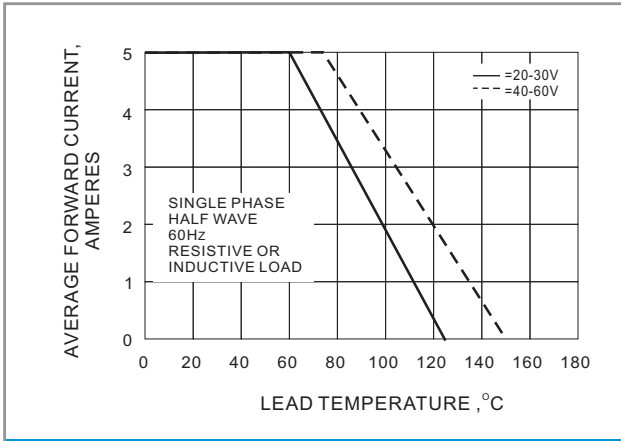


Fig.1 FORWARD CURRENT DERATING CURVE

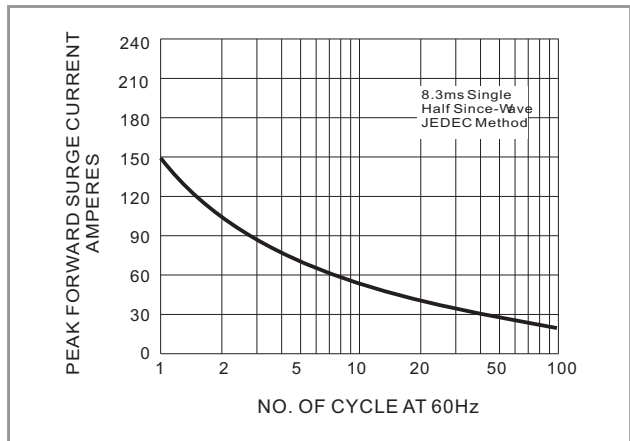


Fig.2 MAXIMUM NON-REPETITIVE SURGE CURRENT

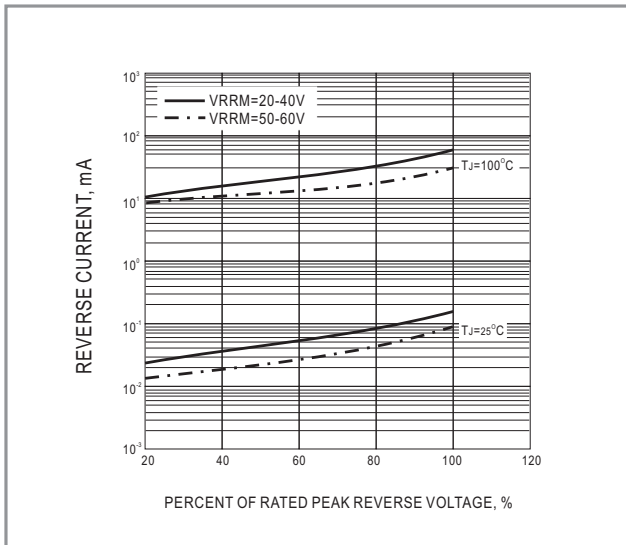


Fig.3 TYPICAL REVERSE CHARACTERISTIC

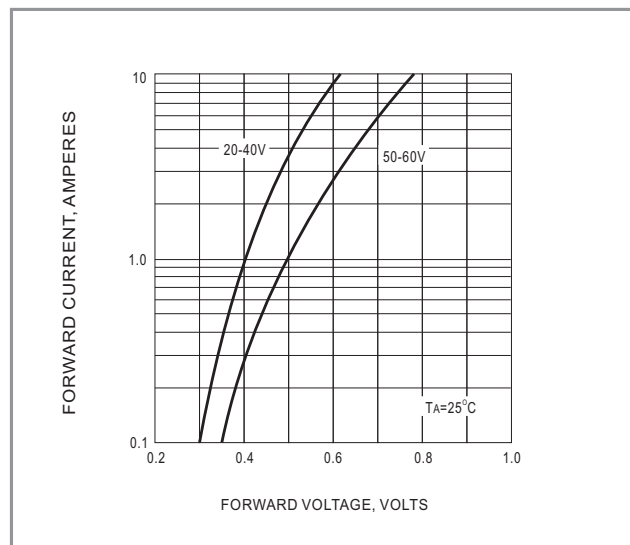


Fig.4 TYPICAL INSTANTANEOUS FORWARD CHARACTERISTIC

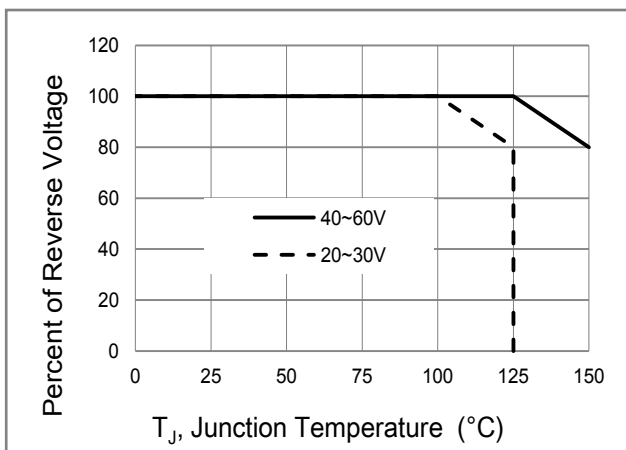


Fig.5 Operating Temperature Derating Curve



## SB520 SERIES

### Part No\_packing code\_Version

SB520\_AY\_00001

SB520\_AY\_10001

SB520\_B0\_00001

SB520\_B0\_10001

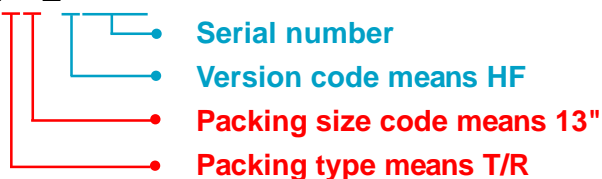
SB520\_R2\_00001

SB520\_R2\_10001

For example :

**RB500V-40** **R2** **00001**

Part No.



Packing Code <b>XX</b>				Version Code <b>XXXXX</b>		
Packing type	1 <sup>st</sup> Code	Packing size code	2 <sup>nd</sup> Code	HF or RoHS	1 <sup>st</sup> Code	2 <sup>nd</sup> ~5 <sup>th</sup> Code
Tape and Ammunition Box (T/B)	<b>A</b>	N/A	<b>0</b>	<b>HF</b>	<b>0</b>	serial number
Tape and Reel (T/R)	<b>R</b>	7"	<b>1</b>	<b>RoHS</b>	<b>1</b>	serial number
Bulk Packing (B/P)	<b>B</b>	13"	<b>2</b>			
Tube Packing (T/P)	<b>T</b>	26mm	<b>X</b>			
Tape and Reel (Right Oriented) (TRR)	<b>S</b>	52mm	<b>Y</b>			
Tape and Reel (Left Oriented) (TRL)	<b>L</b>	PANASERT T/B CATHODE UP (PBCU)	<b>U</b>			
FORMING	<b>F</b>	PANASERT T/B CATHODE DOWN (PBCD)	<b>D</b>			



## SB520 SERIES

---

### Disclaimer

- Reproducing and modifying information of the document is prohibited without permission from Panjit International Inc..
- Panjit International Inc. reserves the rights to make changes of the content herein the document anytime without notification. Please refer to our website for the latest document.
- Panjit International Inc. disclaims any and all liability arising out of the application or use of any product including damages incidentally and consequentially occurred.
- Panjit International Inc. does not assume any and all implied warranties, including warranties of fitness for particular purpose, non-infringement and merchantability.
- Applications shown on the herein document are examples of standard use and operation. Customers are responsible in comprehending the suitable use in particular applications. Panjit International Inc. makes no representation or warranty that such applications will be suitable for the specified use without further testing or modification.
- The products shown herein are not designed and authorized for equipments requiring high level of reliability or relating to human life and for any applications concerning life-saving or life-sustaining, such as medical instruments, transportation equipment, aerospace machinery et cetera. Customers using or selling these products for use in such applications do so at their own risk and agree to fully indemnify Panjit International Inc. for any damages resulting from such improper use or sale.
- Since Panjit uses lot number as the tracking base, please provide the lot number for tracking when complaining.

单击下面可查看定价，库存，交付和生命周期等信息

[>>Panjit\(强茂\)](#)