



BZT52-C2V4FN2 SERIES

SURFACE MOUNT SILICON ZENER DIODES

VOLTAGE	2.4~33 Volt	POWER	250 mWatt
----------------	--------------------	--------------	------------------

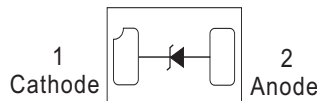
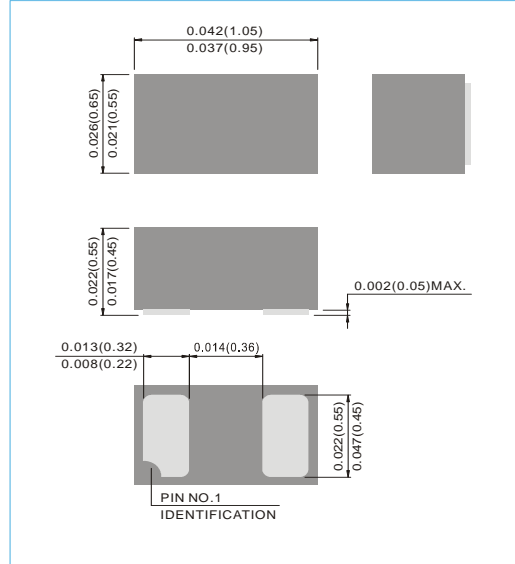
DFN 2L Unit : inch(mm)

FEATURES

- Planar Die construction
- 250mW Power Dissipation
- Zener Voltages from 2.4~33V
- Ideally Suited for Automated Assembly Processes
- Lead free in compliance with EU RoHS2.0 (2011/65/EU & 2015/865/EU directive)
- Green molding compound as per IEC61249 Std. . (Halogen Free)

MECHANICAL DATA

- Case: DFN-2L, Molded Plastic
- Terminals: Solderable per MIL-STD-750, Method 2026
- Approx. Weight: 0.00004 ounces, 0.0011 grams
- Polarity: Color band denotes cathode end



MAXIMUM RATINGS AND ELECTRICAL CHARACTERISTICS (TA=25°C unless otherwise noted)

Parameter	Symbol	Value	Units
Power Dissipation	P _D	250	mW
Thermal resistance Junction to Ambient (Note 1)	R _{θJA}	500	°C/W
Operating Junction Temperature and Storage Temperature Range	T _J	-55 to +150	°C

Part Number	Nominal Zener Voltage			Max. Zener Impedance				Max Reverse Leakage Current		Marking Code
	V _Z @ I _{ZT}			Z _{zt} @ I _{ZT}		Z _{zk} @ I _{ZK}		I _R @ V _R		
	Nom. V	Min. V	Max. V	Ω	mA	Ω	mA	μA	V	
250 mWatts Zener Diodes										
BZT52-C2V4FN2	2.4	2.28	2.52	100	5.0	400	1.00	50	1	W1
BZT52-C6V8FN2	6.8	6.46	7.14	15	5.0	80	1.00	2.0	4.0	WC
BZT52-C33FN2	33	31.35	34.65	80	2.0	325	0.5	0.05	23.1	WU

NOTES:

1. Mounted on 48cm² FR-4 PCB board.



BZT52-C2V4FN2 SERIES

RATING AND CHARACTERISTIC CURVES

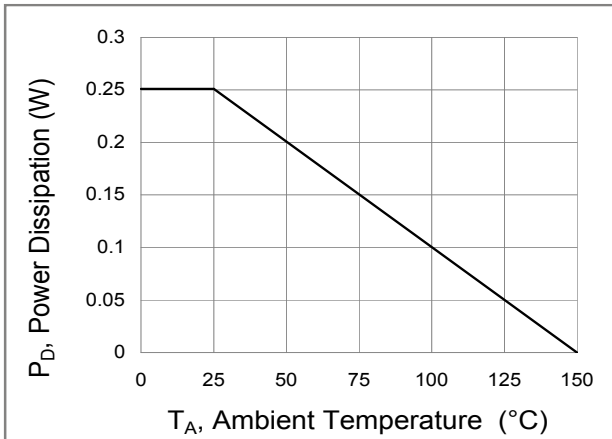


Fig.1 Power Derating Curve

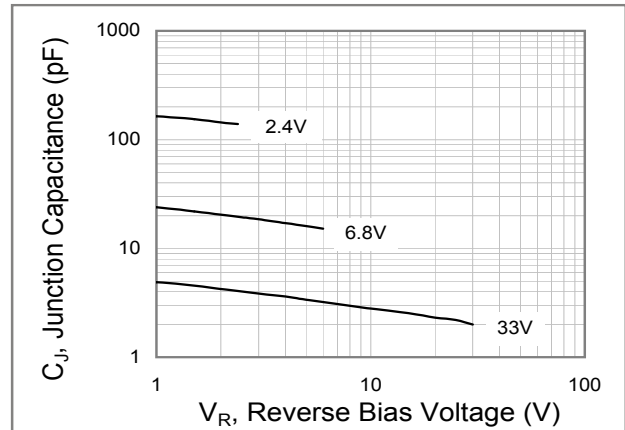


Fig.2 Typical Junction Capacitance

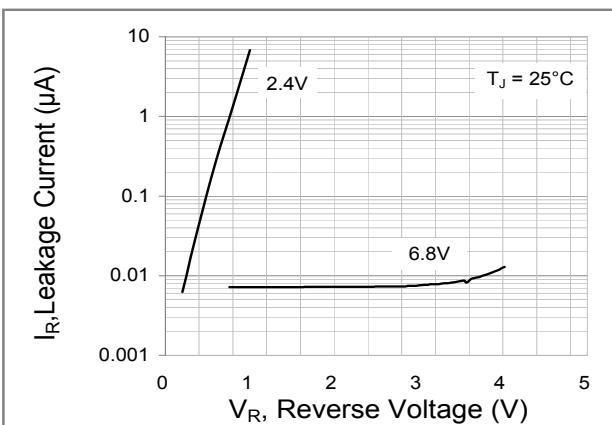


Fig.3 Typical Leakage Characteristics

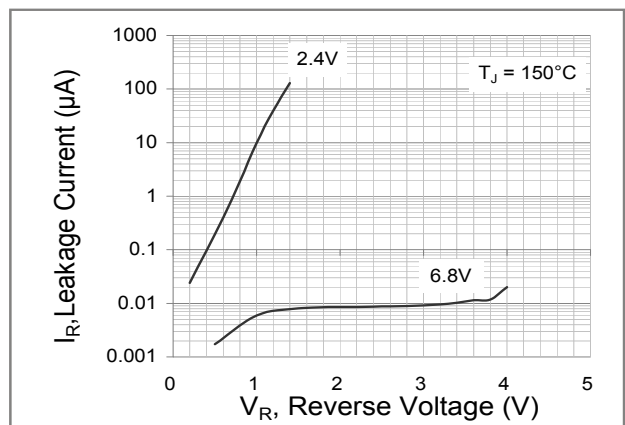


Fig.4 Typical Leakage Characteristics

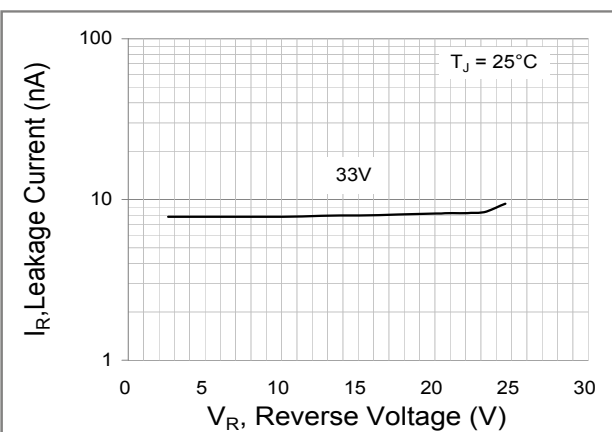


Fig.5 Typical Leakage Characteristics

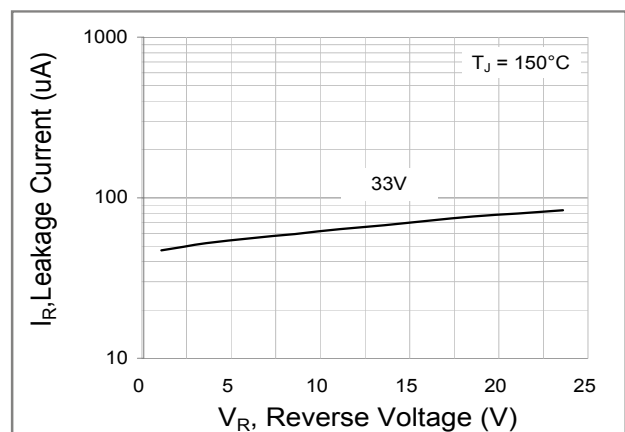


Fig.6 Typical Leakage Characteristics



BZT52-C2V4FN2 SERIES

RATING AND CHARACTERISTIC CURVES

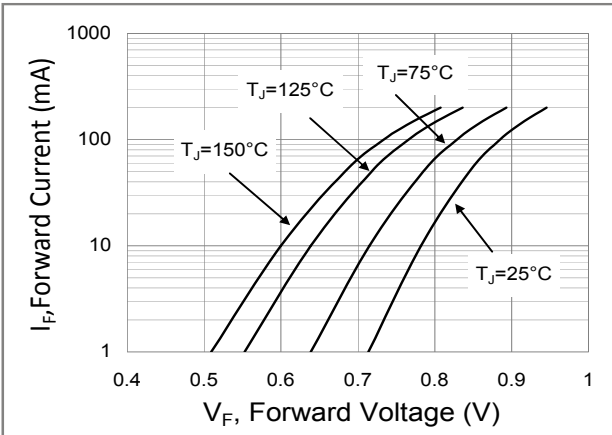


Fig.7 Typical Forward Characteristics

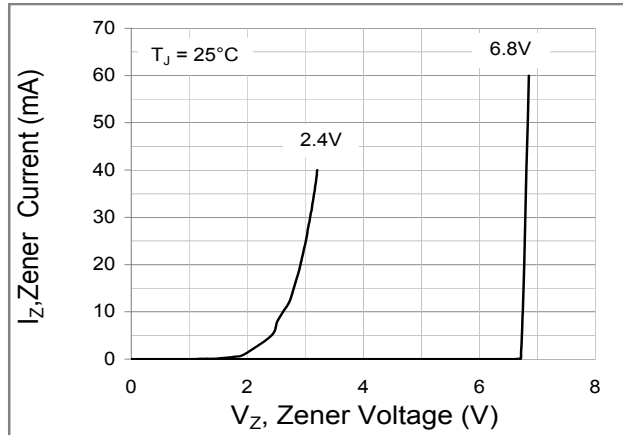


Fig.8 Typical Zener Characteristics

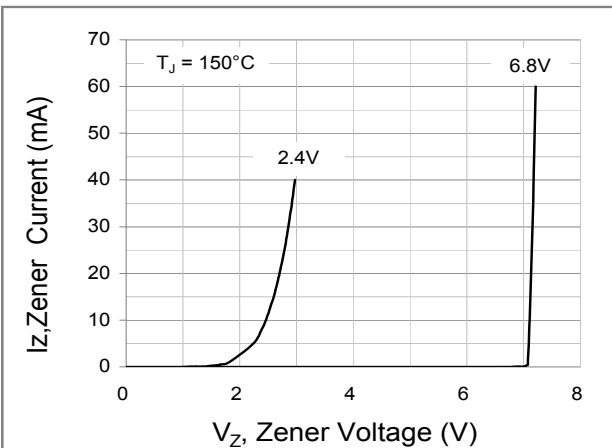


Fig.9 Typical Zener Characteristics

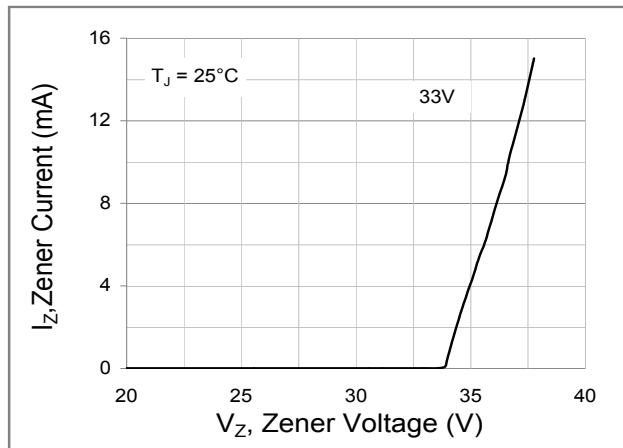


Fig.10 Typical Zener Characteristics

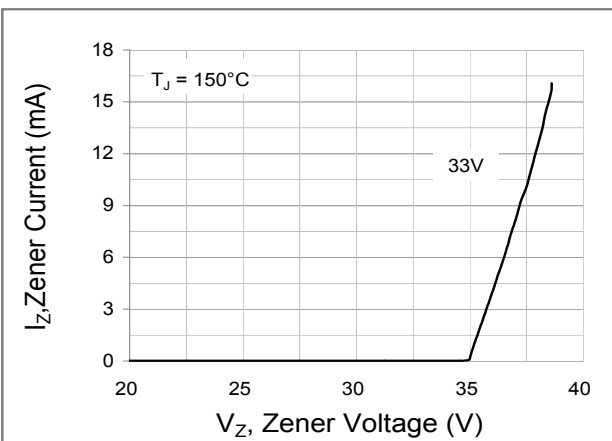


Fig.11 Typical Zener Characteristics

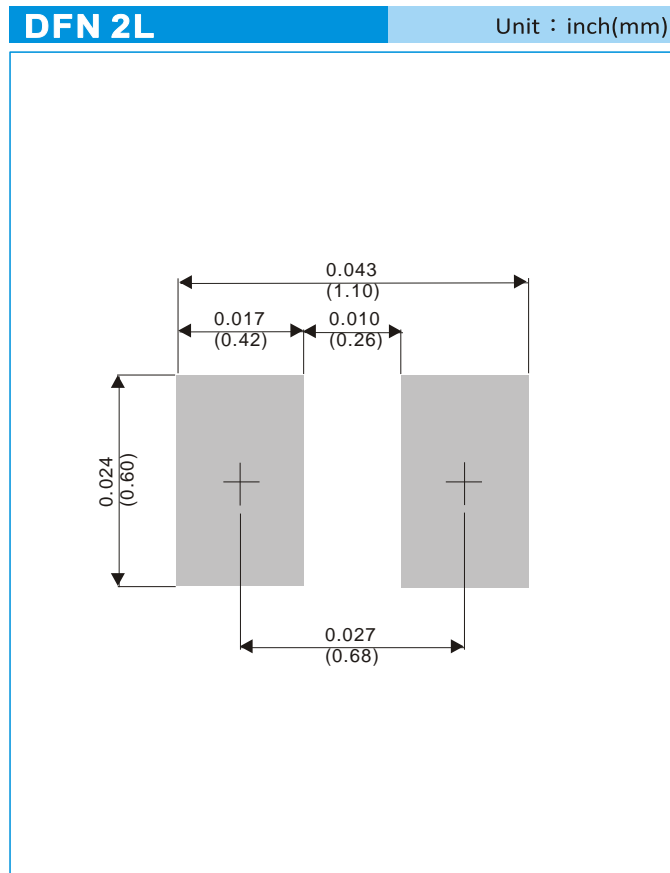


BZT52-C2V4FN2 SERIES

Part No Packing Code Version

Part No Packing Code	Package Type	Packing Type	Marking	Version
BZT52-C2V4FN2_R1_00001	DFN 2L	8K pcs / 7" reel	BN	Halogen free

MOUNTING PAD LAYOUT





BAT54FN2

Disclaimer

- Reproducing and modifying information of the document is prohibited without permission from Panjit International Inc..
- Panjit International Inc. reserves the rights to make changes of the content herein the document anytime without notification. Please refer to our website for the latest document.
- Panjit International Inc. disclaims any and all liability arising out of the application or use of any product including damages incidentally and consequentially occurred.
- Panjit International Inc. does not assume any and all implied warranties, including warranties of fitness for particular purpose, non-infringement and merchantability.
- Applications shown on the herein document are examples of standard use and operation. Customers are responsible in comprehending the suitable use in particular applications. Panjit International Inc. makes no representation or warranty that such applications will be suitable for the specified use without further testing or modification.
- The products shown herein are not designed and authorized for equipments requiring high level of reliability or relating to human life and for any applications concerning life-saving or life-sustaining, such as medical instruments, transportation equipment, aerospace machinery et cetera. Customers using or selling these products for use in such applications do so at their own risk and agree to fully indemnify Panjit International Inc. for any damages resulting from such improper use or sale.
- Since Panjit uses lot number as the tracking base, please provide the lot number for tracking when complaining.

单击下面可查看定价，库存，交付和生命周期等信息

[>>Panjit\(强茂\)](#)