



DATA SHEET

SB2020FCT~SB20200FCT

ISOLATION SCHOTTKY BARRIER RECTIFIERS

VOLTAGE 20 to 200 Volts **CURRENT** 20 Amperes

ITO-220AB

Unit: inch (mm)

FEATURES

- Plastic package has Underwriters Laboratory Flammability Classification 94V-O. Flame Retardant Epoxy Molding Compound.
- Exceeds environmental standards of MIL-S-19500/228
- Low power loss, high efficiency.
- Low forward voltage, high current capability
- High surge capacity.
- For use in low voltage, high frequency inverters free wheeling, and polarity protection applications.
- Pb free product : Sn can meet RoHS environment substance directive request

MECHANICAL DATA

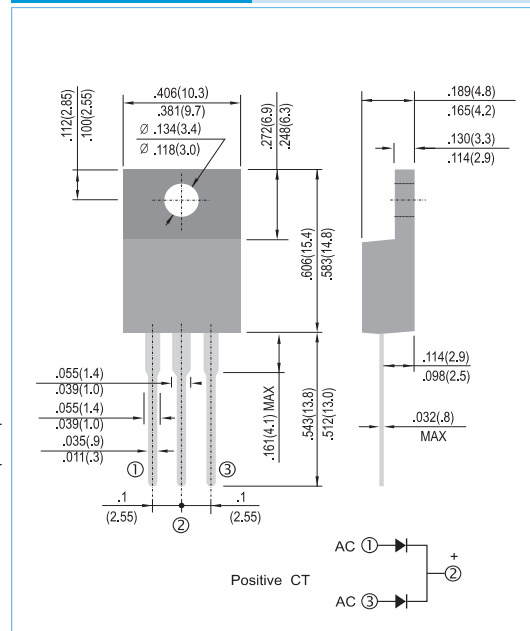
Case: ITO-220AB Molded plastic

Terminals: Solder plated, solderable per MIL-STD-750, Method 2026

Polarity: As marked.

Standard packaging: Any

Weight: 0.08 ounces, 2.24grams.



MAXIMUM RATINGS AND ELECTRICAL CHARACTERISTICS

Ratings at 25°C ambient temperature unless otherwise specified. Single phase, half wave, 60 Hz, resistive or inductive load.

For capacitive load, derate current by 20%

PARAMETER	SYMBOL	SB2020 FCT	SB2030 FCT	SB2040 FCT	SB2045 FCT	SB2050 FCT	SB2060 FCT	SB2080 FCT	SB20100 FCT	SB20150 FCT	SB20200 FCT	UNITS
Maximum Recurrent Peak Reverse Voltage	V _{RRM}	20	30	40	45	50	60	80	100	150	200	V
Maximum RMS Voltage	V _{RMS}	14	21	28	31.5	35	42	56	70	105	140	V
Maximum DC Blocking Voltage	V _{DC}	20	30	40	45	50	60	80	100	150	200	V
Maximum Average Forward Current .375"(9.5mm) lead length at T _c =90 °C	I _{AV}	20.0										A
Peak Forward Surge Current :8.3ms single half sine-wave superimposed on rated load(JEDEC method)	I _{FSM}	200										A
Maximum Forward Voltage at 10.0A, per leg	V _F	0.55			0.75		0.85		0.92		1	V
Maximum DC Reverse Current TA=25 °C at Rated DC Blocking Voltage TA=100°C	I _R	0.5					100					mA
Typical Thermal Resistance	R _{θJC}	2										°C / W
Operating Junction Temperature Range	T _J	-50 TO +125										°C
Storage Temperature Range	T _{STG}	-50 TO +150										°C

Note.

Both Bonding and Chip structure are available.



RATING AND CHARACTERISTIC CURVES

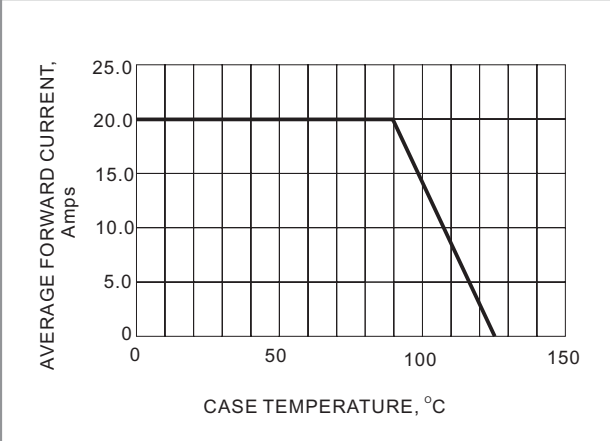


Fig.1- FORWARD CURRENT DERATING CURVE

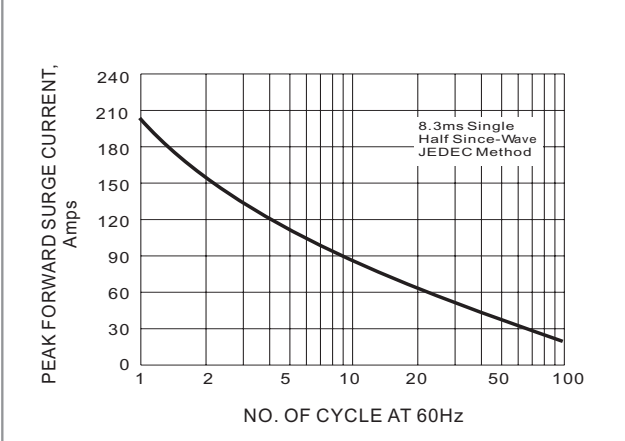


Fig.2- MAXIMUM NON-REPETITIVE SURGE CURRENT

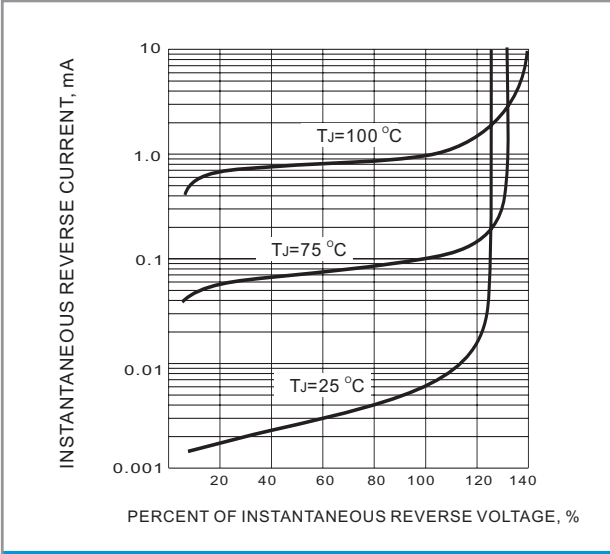


Fig.3- TYPICAL REVERSE CHARACTERISTICS

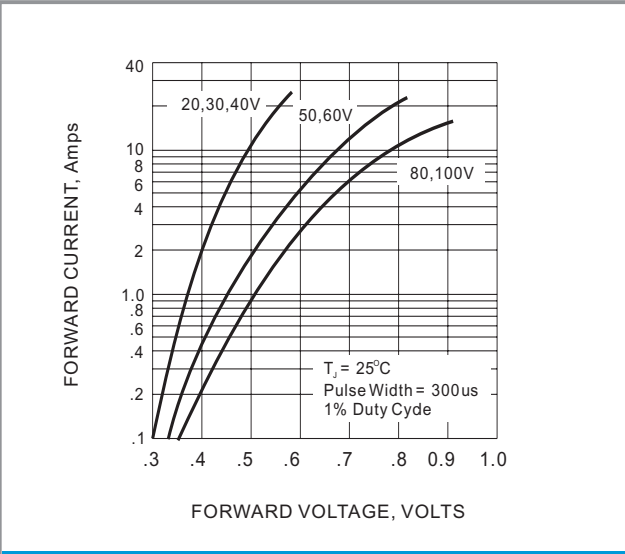


Fig.4- TYPICAL INSTANTANEOUS FORWARD CHARACTERISTICS

单击下面可查看定价，库存，交付和生命周期等信息

[>>Panjit\(强茂\)](#)