



BAS100ATB6

SURFACE MOUNT DUAL ISOLATED OPPOSING SILICON SCHOTTKY DIODES

VOLTAGE 100 Volt

FEATURES

- Smallest 100V Dual, isolated Schottky diode currently available
- Lead free in compliance with EU RoHS 2011/65/EU directive
- Green molding compound as per IEC61249 Std. . (Halogen Free)

MECHANICAL DATA

- Case: SOT-563, Plastic
- Terminals: Solderable per MIL-STD-750, Method 2026
- Apprx. Weight: 0.0001 ounces, 0.0026 grams
- Marking: BW

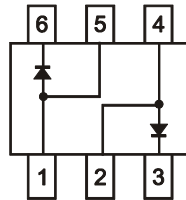
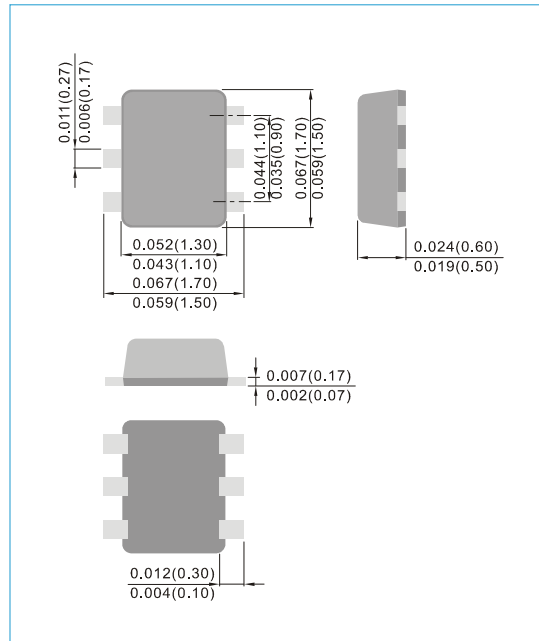


Fig.173(TOP VIEW)

SOT-563

Unit : inch(mm)



ABSOLUTE MAXIMUM RATINGS (TA=25°C unless otherwise noted)

PARAMETER	SYMBOL	VALUE	UNITS
Maximum Recurrent Peak Reverse Voltage	V_{RRM}	100	V
Maximum RMS Voltage	V_{RMS}	70	V
Maximum DC Blocking Voltage	V_R	100	V
Maximum Average Forward Rectified Current	$I_{F(AV)}$	0.4	A
Maximum Forward Rectified Current @ t=10s	$I_{F(AV)}$	0.5	A
Peak Forward Surge Current : 8.3ms single half sine-wave superimposed on rated load	I_{FSM}	5.5	A
Peak Forward Surge Current : 10ms single half sine-wave superimposed on rated load	I_{FSM}	5	A
Typical Junction Capacitance ($V_R=4V, f=1MHz$)	C_J	21	pF
Typical Thermal Resistance, Junction to Ambient (Note 1)	$R_{\theta JA}$	480	°C/W
Operating Junction Temperature and Storage Temperature Range	T_J, T_{STG}	-55 to +150	°C

NOTE : 1. Mounted on an FR4 PCB, single-sided copper, mini pad.



BAS100ATB6

ELECTRICAL CHARACTERISTICS (T_A=25°C unless otherwise noted)

PARAMETER	SYMBOL	Test Condition	MIN.	TYP.	MAX.	UNITS
Breakdown Voltage	V _{BR}	I _R =200μA T _J =25°C	100	-	-	V
Instantaneous Forward Voltage	V _F	I _F =0.4A T _J =25°C	-	0.76	0.81	V
		I _F =0.5A T _J =25°C	-	0.8	0.85	V
		I _F =0.4A T _J =125°C	-	0.63	-	V
		I _F =0.5A T _J =125°C	-	0.66	-	V
Reverse Current	I _R	V _R =80 V T _J =25°C	-	20	-	nA
		V _R =100 V T _J =25°C T _J =125°C	- -	- 65	1 -	μA

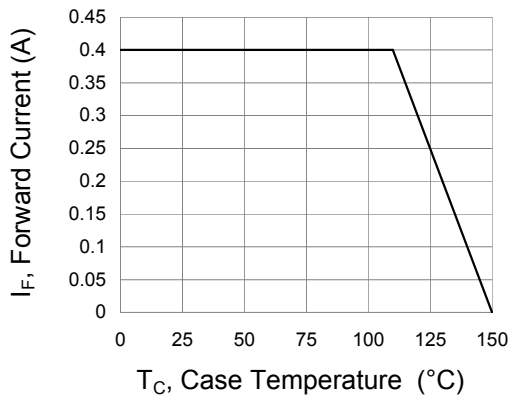


Fig.1 Forward Current Derating Curve

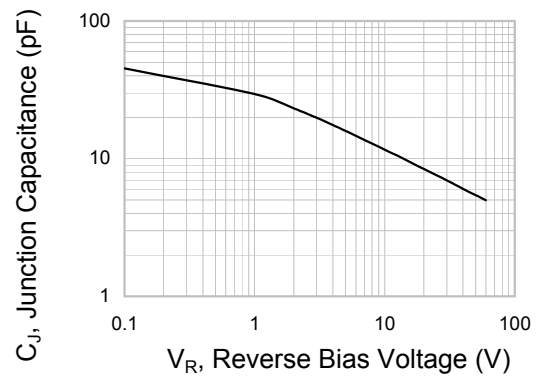


Fig.2 Typical Junction Capacitance

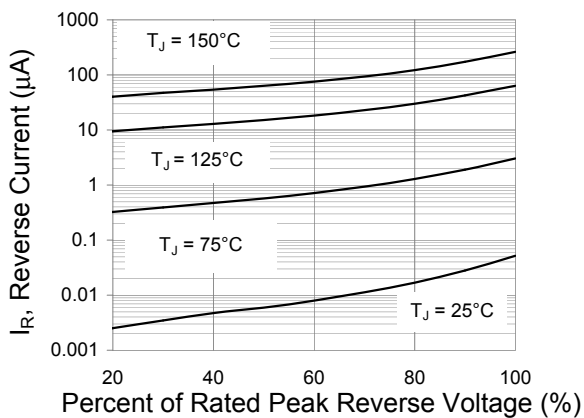


Fig.3 Typical Reverse Characteristics

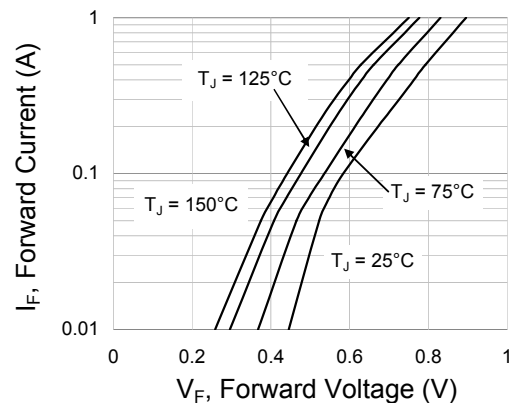
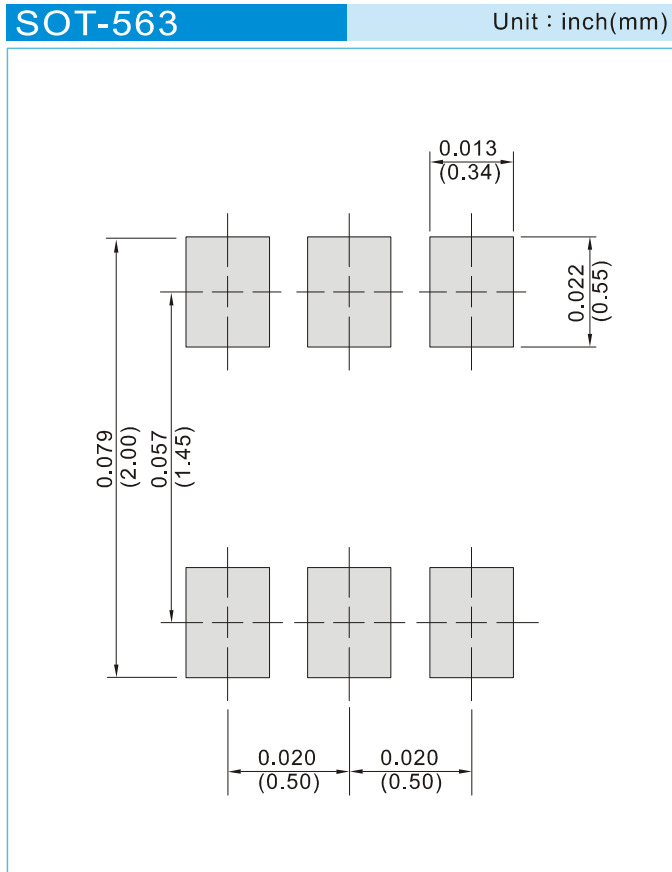


Fig.4 Typical Forward Characteristics



BAS100ATB6

MOUNTING PAD LAYOUT



ORDER INFORMATION

- Packing information
T/R - 4K per 7" plastic Reel
T/R - 10K per 13" plastic Reel



BAS100ATB6

Part No_packing code_Version

BAS100ATB6_R1_00001

BAS100ATB6_R2_00001

For example :

RB500V-40_R2_00001



Packing Code XX				Version Code XXXX		
Packing type	1 st Code	Packing size code	2 nd Code	HF or RoHS	1 st Code	2 nd ~5 th Code
Tape and Ammunition Box (T/B)	A	N/A	0	HF	0	serial number
Tape and Reel (T/R)	R	7"	1	RoHS	1	serial number
Bulk Packing (B/P)	B	13"	2			
Tube Packing (T/P)	T	26mm	X			
Tape and Reel (Right Oriented) (TRR)	S	52mm	Y			
Tape and Reel (Left Oriented) (TRL)	L	PANASERT T/B CATHODE UP (PBCU)	U			
FORMING	F	PANASERT T/B CATHODE DOWN (PBCD)	D			



BAS100ATB6

Disclaimer

- Reproducing and modifying information of the document is prohibited without permission from Panjit International Inc..
- Panjit International Inc. reserves the rights to make changes of the content herein the document anytime without notification. Please refer to our website for the latest document.
- Panjit International Inc. disclaims any and all liability arising out of the application or use of any product including damages incidentally and consequentially occurred.
- Panjit International Inc. does not assume any and all implied warranties, including warranties of fitness for particular purpose, non-infringement and merchantability.
- Applications shown on the herein document are examples of standard use and operation. Customers are responsible in comprehending the suitable use in particular applications. Panjit International Inc. makes no representation or warranty that such applications will be suitable for the specified use without further testing or modification.
- The products shown herein are not designed and authorized for equipments requiring high level of reliability or relating to human life and for any applications concerning life-saving or life-sustaining, such as medical instruments, transportation equipment, aerospace machinery et cetera. Customers using or selling these products for use in such applications do so at their own risk and agree to fully indemnify Panjit International Inc. for any damages resulting from such improper use or sale.
- Since Panjit uses lot number as the tracking base, please provide the lot number for tracking when complaining.

单击下面可查看定价，库存，交付和生命周期等信息

[>>Panjit\(强茂\)](#)