



SBT5100VSS

ULTRA LOW VF SCHOTTKY RECTIFIER

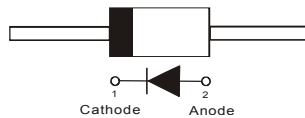
VOLTAGE 100 Volt **CURRENT** 5 Ampere

FEATURES

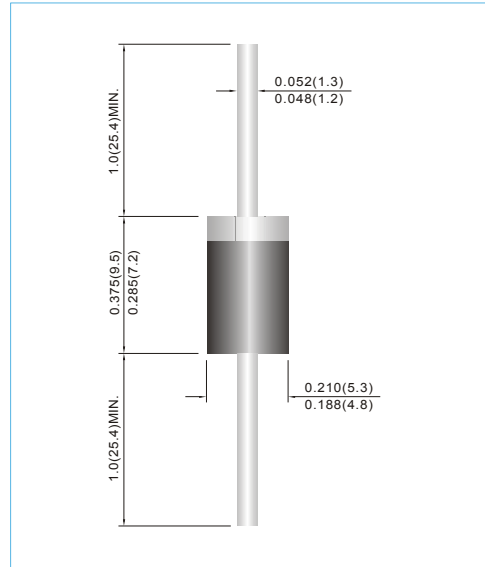
- Ultra low forward voltage drop, low power loss
- High efficiency operation
- Lead free in compliance with EU RoHS 2.0

MECHANICAL DATA

- Case : Molded plastic, DO-201AD
- Terminals : Axial leads,solderable per MIL-STD-750, Method 2026
- Polarity : Color band denotes cathode end
- Approx weight : 0.0402 ounces, 1.142 grams



DO-201AD Unit : inch(mm)



MAXIMUM RATINGS(T_A=25°C unless otherwise noted)

PARAMETER	SYMBOL	VALUE	UNIT
Maximum repetitive peak reverse voltage	V _{RRM}	100	V
Maximum rms voltage	V _{RMS}	70	V
Maximum dc blocking voltage	V _R	100	V
Maximum average forward rectified current	I _{F(AV)}	5	A
Peak forward surge current : 8.3ms single half sine-wave superimposed on rated load	I _{FSM}	110	A
Typical thermal resistance (Note 1)	R _{θJL}	23	°C/W
Operating junction temperature range	T _J	-55 to + 150	°C
Storage temperature range	T _{STG}	-55 to + 150	°C

Note : 1.The testing condition of the thermal resistance (junction to lead) is based on 10 mm lead length between two 10cm x 10cm x 0.5mm copper pad.



SBT5100VSS

ELECTRICAL CHARACTERISTICS($T_A=25^{\circ}\text{C}$ unless otherwise noted)

PARAMETER	SYMBOL	TEST CONDITIONS	MIN.	TYP.	MAX.	UNIT
Breakdown voltage	V_{BR}	$I_R=0.5\text{mA}$ $T_J=25^{\circ}\text{C}$	100	-	-	V
Instantaneous forward voltage	V_F	$I_F=1\text{A}$	-	0.42	-	V
		$I_F=3\text{A}$ $T_J=25^{\circ}\text{C}$	-	0.51	-	
		$I_F=5\text{A}$	-	0.59	0.65	
		$I_F=1\text{A}$ $T_J=125^{\circ}\text{C}$	-	0.32	-	V
Reverse current	I_R	$V_R=80\text{V}$ $T_J=25^{\circ}\text{C}$	-	5	-	μA
		$V_R=100\text{V}$ $T_J=25^{\circ}\text{C}$ $T_J=125^{\circ}\text{C}$	-	-	50	μA mA



SBT5100VSS

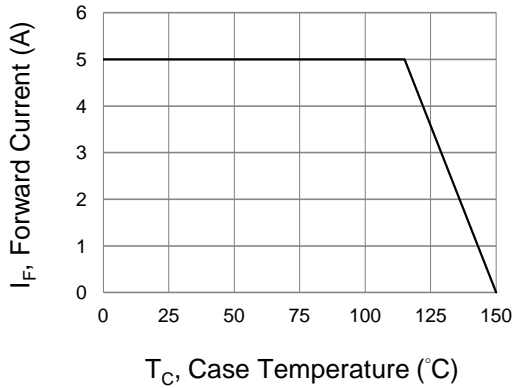


Fig.1 Forward Current Derating Curve

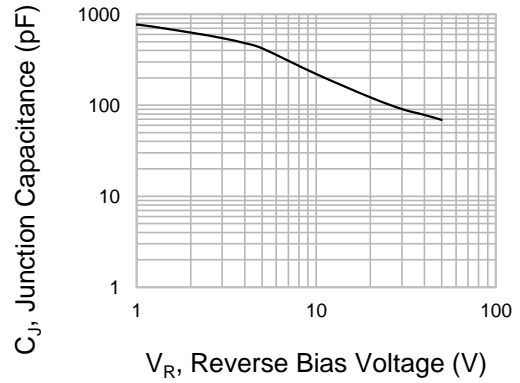


Fig.2 Typical Junction Capacitance

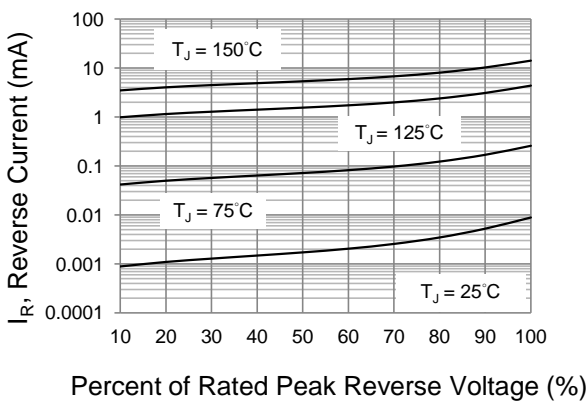


Fig.3 Typical Reverse Characteristics

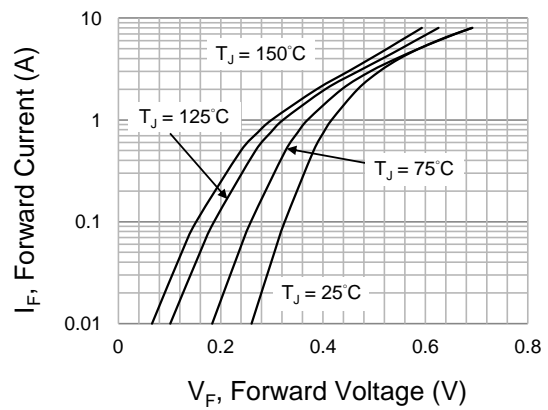


Fig.4 Typical Forward Characteristics

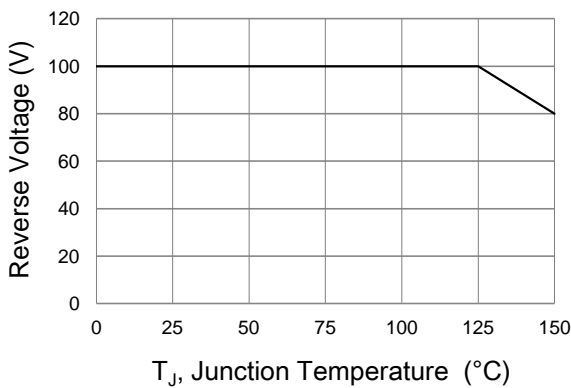


Fig.5 Operating Temperature Derating Curve



SBT5100VSS

Part No_packing code_Version

SBT5100VSS_AY_00001
 SBT5100VSS_AY_10001
 SBT5100VSS_B0_00001
 SBT5100VSS_B0_10001
 SBT5100VSS_R2_00001
 SBT5100VSS_R2_10001

For example :

RB500V-40 **R2** **00001**



Packing Code XX				Version Code XXXXX		
Packing type	1 st Code	Packing size code	2 nd Code	HF or RoHS	1 st Code	2 nd ~5 th Code
Tape and Ammunition Box (T/B)	A	N/A	0	HF	0	serial number
Tape and Reel (T/R)	R	7"	1	RoHS	1	serial number
Bulk Packing (B/P)	B	13"	2			
Tube Packing (T/P)	T	26mm	X			
Tape and Reel (Right Oriented) (TRR)	S	52mm	Y			
Tape and Reel (Left Oriented) (TRL)	L	PANASERT T/B CATHODE UP (PBCU)	U			
FORMING	F	PANASERT T/B CATHODE DOWN (PBCD)	D			



SBT5100VSS

Disclaimer

- Reproducing and modifying information of the document is prohibited without permission from Panjit International Inc..
- Panjit International Inc. reserves the rights to make changes of the content herein the document anytime without notification. Please refer to our website for the latest document.
- Panjit International Inc. disclaims any and all liability arising out of the application or use of any product including damages incidentally and consequentially occurred.
- Panjit International Inc. does not assume any and all implied warranties, including warranties of fitness for particular purpose, non-infringement and merchantability.
- Applications shown on the herein document are examples of standard use and operation. Customers are responsible in comprehending the suitable use in particular applications. Panjit International Inc. makes no representation or warranty that such applications will be suitable for the specified use without further testing or modification.
- The products shown herein are not designed and authorized for equipments requiring high level of reliability or relating to human life and for any applications concerning life-saving or life-sustaining, such as medical instruments, transportation equipment, aerospace machinery et cetera. Customers using or selling these products for use in such applications do so at their own risk and agree to fully indemnify Panjit International Inc. for any damages resulting from such improper use or sale.
- Since Panjit uses lot number as the tracking base, please provide the lot number for tracking when complaining.

单击下面可查看定价，库存，交付和生命周期等信息

[>>Panjit\(强茂\)](#)