



## 3.0SMCJ10A-AU ~ 3.0SMCJ70CA-AU Series

### SURFACE MOUNT TRANSIENT VOLTAGE SUPPRESSOR

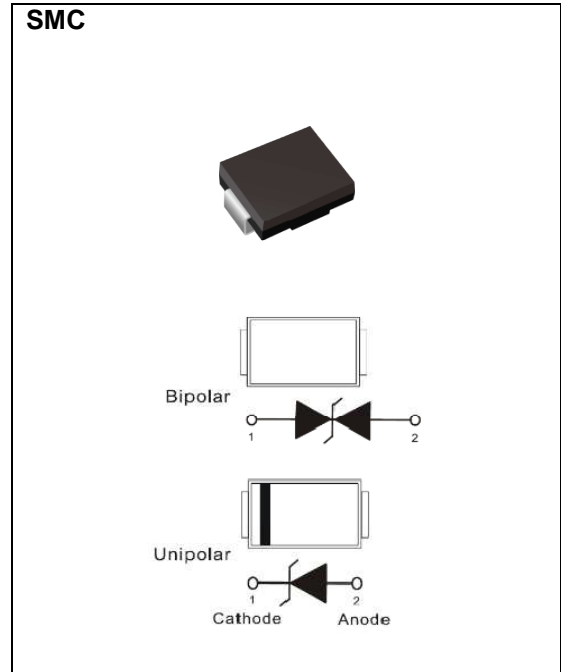
**Voltage** 10~70 V **Power** 3000 W

#### Features

- ISO10605(C=330 pF,R=330Ω): ± 30kV Air, ± 30kV Contact
- HBM ≥ ± 8 kV & CDM ≥ ± 2 kV
- AEC-Q101 qualified
- Lead free in compliance with EU RoHS 2.0
- Green molding compound as per IEC 61249 standard

#### Mechanical Data

- Case: Molded plastic, SMC
- Terminals: Solder plated, solderable per MIL-STD-750, Method 2026
- Approx. Weight: 0.0082 ounces, 0.233 grams



### Maximum Ratings and Thermal Characteristics (T<sub>A</sub> = 25 °C unless otherwise noted)

PARAMETER	SYMBOL	LIMIT	UNITS
Peak Pulse Power Dissipation(tp = 10 / 1000 us)	P <sub>PP</sub> <sup>(1)</sup>	3000	W
Peak Forward Surge Current(8.3 ms single half sine-wave)	I <sub>FSM</sub> <sup>(3)</sup>	300	A
Peak Pulse Current on tp = 10 / 1000 us waveform <sup>(Fig.2)</sup>	I <sub>PPM</sub> <sup>(1)</sup>	See table 1	A
ISO10605(C = 330 pF, R = 330 Ω) (Air)	V <sub>ESD</sub>	±30	kV
ISO10605(C = 330 pF, R = 330 Ω) (Contact)		±30	
Typical Thermal Resistance Junction to Ambient	R <sub>θJA</sub> <sup>(2)</sup>	125	°C/W
Operating Junction Temperature Range	T <sub>J</sub>	-55~150	°C
Storage Temperature Range	T <sub>STG</sub>	-55~150	°C



## 3.0SMCJ10A-AU ~ 3.0SMCJ70CA-AU Series

### Electrical Characteristics (T<sub>A</sub> = 25 °C unless otherwise noted)

Part Number		V <sub>RWM</sub>	V <sub>BR</sub>			I <sub>R</sub>		V <sub>C</sub> @I <sub>PP</sub>		Marking Code	
			Min.	Max.	I <sub>T</sub>	@ V <sub>RWM</sub>					
UNI.	BI.	V	V	V	mA	UNI.	BI.	V	A	UNI.	BI.
3000W Transient Voltage Suppressor											
3.0SMCJ10A-AU	3.0SMCJ10CA-AU	10	11.1	12.8	1	3	3	17	176.4	HDX	IDX
3.0SMCJ11A-AU	3.0SMCJ11CA-AU	11	12.2	14	1	3	3	18.2	184.8	HDZ	IDZ
3.0SMCJ12A-AU	3.0SMCJ12CA-AU	12	13.3	15.3	1	3	3	19.9	150.6	HEE	IEE
3.0SMCJ13A-AU	3.0SMCJ13CA-AU	13	14.4	16.5	1	3	3	21.5	139.4	HEG	IEG
3.0SMCJ14A-AU	3.0SMCJ14CA-AU	14	15.6	17.9	1	3	3	23.2	129.4	HEK	IEK
3.0SMCJ15A-AU	3.0SMCJ15CA-AU	15	16.7	19.2	1	3	3	24.4	123	HEM	IEM
3.0SMCJ16A-AU	3.0SMCJ16CA-AU	16	17.8	20.5	1	3	3	26	115.4	HEP	IEP
3.0SMCJ17A-AU	3.0SMCJ17CA-AU	17	18.9	21.7	1	3	3	27.6	106.6	HER	IER
3.0SMCJ18A-AU	3.0SMCJ18CA-AU	18	20	23.3	1	3	3	29.2	102.8	HET	IET
3.0SMCJ20A-AU	3.0SMCJ20CA-AU	20	22.2	25.5	1	3	3	32.4	92.6	HEV	IEV
3.0SMCJ22A-AU	3.0SMCJ22CA-AU	22	24.4	28	1	3	3	35.5	84.4	HEX	IEX
3.0SMCJ24A-AU	3.0SMCJ24CA-AU	24	26.7	30.7	1	3	3	38.9	77.2	HEZ	IEZ
3.0SMCJ26A-AU	3.0SMCJ26CA-AU	26	28.9	33.2	1	3	3	42.1	71.2	HFE	IFE
3.0SMCJ28A-AU	3.0SMCJ28CA-AU	28	31.1	35.8	1	3	3	45.4	66	HFG	IFG
3.0SMCJ30A-AU	3.0SMCJ30CA-AU	30	33.3	38.3	1	3	3	48.4	62	HFK	IFK
3.0SMCJ33A-AU	3.0SMCJ33CA-AU	33	36.7	42.2	1	3	3	53.3	56.2	HFM	IFM
3.0SMCJ36A-AU	3.0SMCJ36CA-AU	36	40	46	1	3	3	58.1	51.6	HFP	IFP
3.0SMCJ40A-AU	3.0SMCJ40CA-AU	40	44.4	51.1	1	3	3	64.5	46.4	HFR	IFR
3.0SMCJ43A-AU	3.0SMCJ43CA-AU	43	47.8	54.9	1	3	3	69.4	43.2	HFT	IFT
3.0SMCJ45A-AU	3.0SMCJ45CA-AU	45	50	57.5	1	3	3	72.7	41.2	HFV	IFV
3.0SMCJ48A-AU	3.0SMCJ48CA-AU	48	53.3	61.3	1	3	3	77.4	38.8	HFX	IFX
3.0SMCJ51A-AU	3.0SMCJ51CA-AU	51	56.7	65.2	1	3	3	82.4	36.4	HFZ	IFZ
3.0SMCJ54A-AU	3.0SMCJ54CA-AU	54	60	69	1	3	3	87.1	34.4	HGE	IGE
3.0SMCJ58A-AU	3.0SMCJ58CA-AU	58	64.4	74.1	1	3	3	93.6	32	HGG	IGG
3.0SMCJ60A-AU	3.0SMCJ60CA-AU	60	66.7	76.7	1	3	3	96.8	31	HGK	IGK
3.0SMCJ64A-AU	3.0SMCJ64CA-AU	64	71.1	81.8	1	3	3	103	29.2	HGM	IGM
3.0SMCJ70A-AU	3.0SMCJ70CA-AU	70	77.8	89.5	1	3	3	113	26.6	HGP	IGP

**Note:**

1. Non-repetitive current pulse, per Fig.3 and derated above T<sub>A</sub>=25°C per Fig.2
2. Mounted on a FR4 PCB, single-sided copper, mini pad
3. Measured on 8.3ms single half sine wave or equivalent square wave for unidirectional device only, duty cycle=4 per minute maximum



### 3.0SMCJ10A-AU ~ 3.0SMCJ70CA-AU Series

#### TYPICAL CHARACTERISTIC CURVES

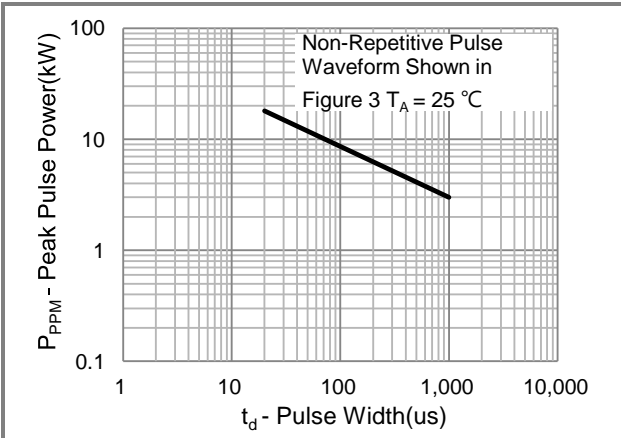


Fig.1 Pulse Power Rating Curve

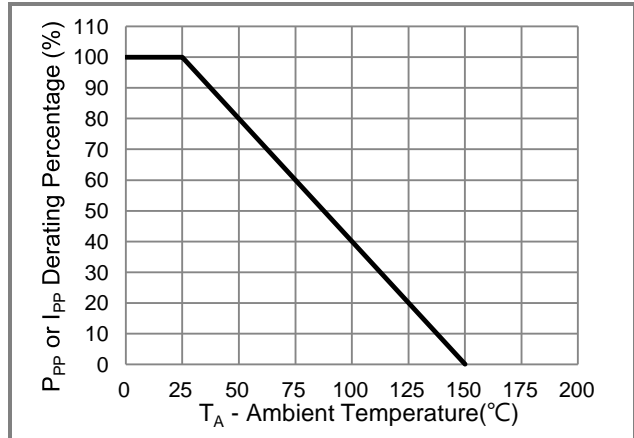


Fig.2 Derating Curve

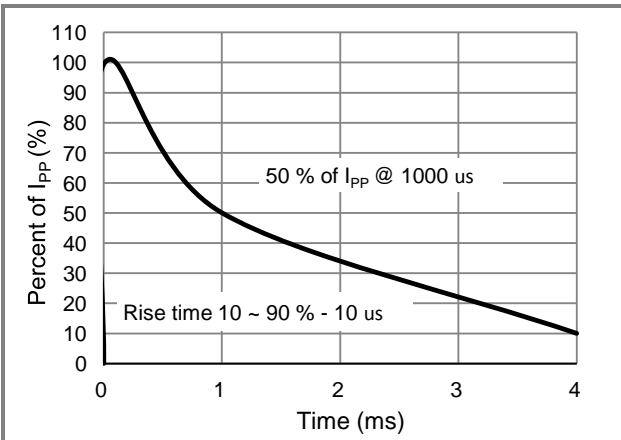


Fig.3 10/1000us Pulse Waveform

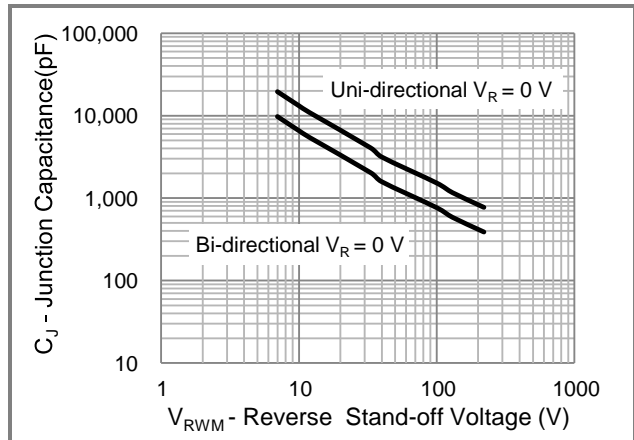


Fig.4 Typical Capacitance

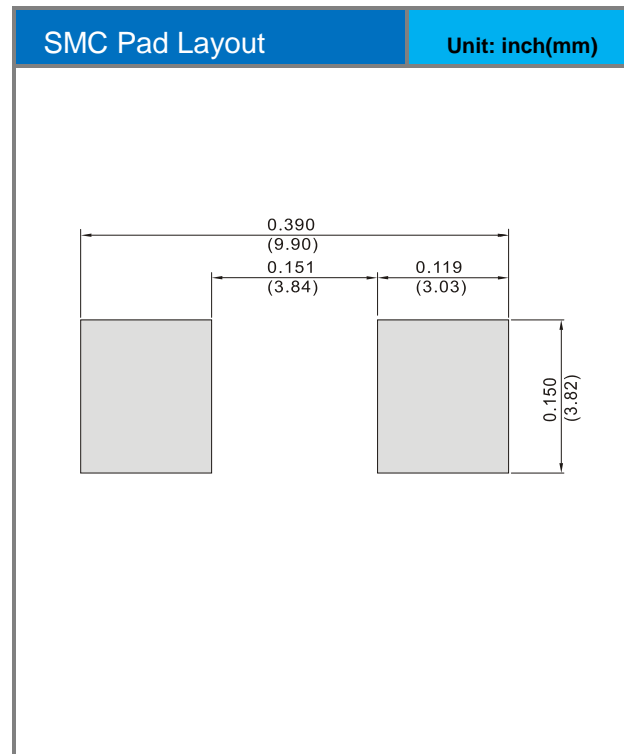
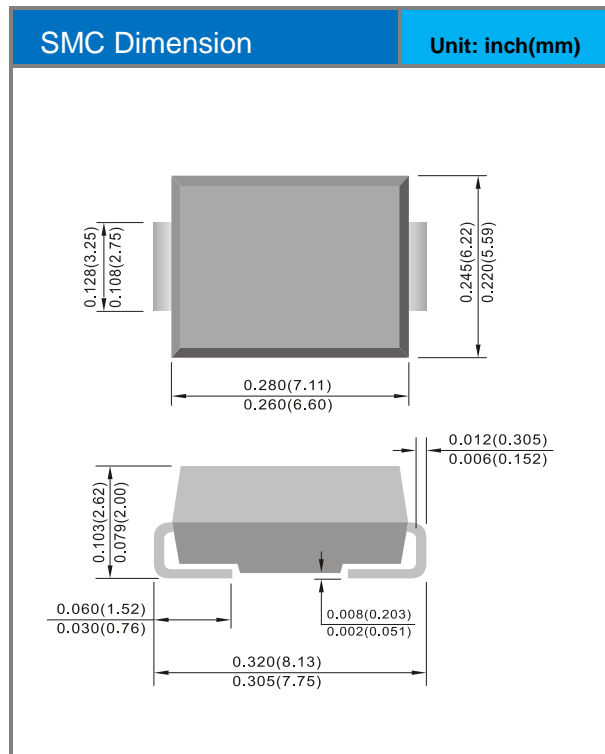


## 3.0SMCJ10A-AU ~ 3.0SMCJ70CA-AU Series

Part No. Packing Code Version

Part No. Packing Code	Package Type	Packing Type	Marking	Version
3.0SMCJxxxx-AU_R1_000A1	SMC	0.8K pcs / 7" reel	See Table	Halogen free

Packaging Information & Mounting Pad Layout





## 3.0SMCJ10A-AU ~ 3.0SMCJ70CA-AU Series

### Disclaimer

- Reproducing and modifying information of the document is prohibited without permission from Panjit International Inc..
- Panjit International Inc. reserves the rights to make changes of the content herein the document anytime without notification. Please refer to our website for the latest document.
- Panjit International Inc. disclaims any and all liability arising out of the application or use of any product including damages incidentally and consequentially occurred.
- Panjit International Inc. does not assume any and all implied warranties, including warranties of fitness for particular purpose, non-infringement and merchantability.
- Applications shown on the herein document are examples of standard use and operation. Customers are responsible in comprehending the suitable use in particular applications. Panjit International Inc. makes no representation or warranty that such applications will be suitable for the specified use without further testing or modification.
- The products shown herein are not designed and authorized for equipments relating to human life and for any applications concerning life-saving or life-sustaining, such as medical instruments, aerospace machinery et cetera. Customers using or selling these products for use in such applications do so at their own risk and agree to fully indemnify Panjit International Inc. for any damages resulting from such improper use or sale.
- Since Panjit uses lot number as the tracking base, please provide the lot number for tracking when complaining.

单击下面可查看定价，库存，交付和生命周期等信息

[>>Panjit\(强茂\)](#)