



MMSZ5221B-AU~MMSZ5262B-AU

SURFACE MOUNT SILICON ZENER DIODES

VOLTAGE 2.4 to 51 Volt **POWER** 500 mWatt

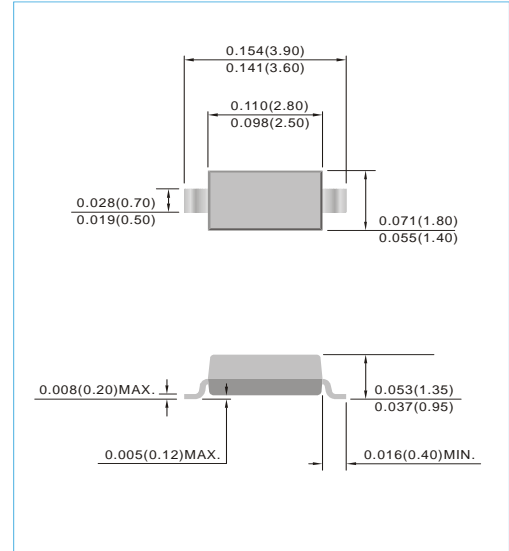
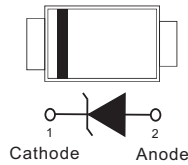
SOD-123 Unit : inch(mm)

FEATURES

- Planar Die construction
- 500mW Power Dissipation
- Ideally Suited for Automated Assembly Processes
- Acquire quality system certificate : TS16949
- AEC-Q101 qualified
- Lead free in compliance with EU RoHS 2011/65/EU directive
- Green molding compound as per IEC61249 Std. . (Halogen Free)

MECHANICAL DATA

- Case: SOD-123, Molded Plastic
- Terminals: Solderable per MIL-STD-750, Method 2026
- Approx. Weight: 0.0003 ounces, 0.0103 grams



MAXIMUM RATINGS AND ELECTRICAL CHARACTERISTICS

| Parameter | Symbol | Value | Units |
|---|------------------|-------------|-------|
| Total Power Dissipation (Notes A) | P _D | 500 | mW |
| Typical Thermal Resistance (Notes B) (Notes A) | R _{θJA} | 430 325 | °C/W |
| Operating Junction and Storage Temperature Range | T _J | -55 to +150 | °C |

NOTES : A. Mounted on 100cm²(1mm thick) copper areas.
B. Mounted on a FR4 PCB, single-sided copper, mini pad.



MMSZ5221B-AU~MMSZ5262B-AU

| Part Number | Nominal Zener Voltage | | | Max. Zener Impedance | | | | Max Reverse Leakage Current | | Marking Code |
|---------------------|----------------------------------|--------|--------|-----------------------------------|-----|-----------------------------------|------|---------------------------------|------|--------------|
| | V _Z @ I _{ZT} | | | Z _{TT} @ I _{ZT} | | Z _{ZK} @ I _{ZK} | | I _R @ V _R | | |
| | Nom. V | Min. V | Max. V | Ω | mA | Ω | mA | μA | V | |
| 500 mW Zener Diodes | | | | | | | | | | |
| MMSZ5221B-AU | 2.4 | 2.28 | 2.52 | 30 | 20 | 1200 | 0.25 | 100 | 1 | C1 |
| MMSZ5222B-AU | 2.5 | 2.38 | 2.63 | 30 | 20 | 1250 | 0.25 | 100 | 1 | C2 |
| MMSZ5223B-AU | 2.7 | 2.57 | 2.84 | 30 | 20 | 1300 | 0.25 | 75 | 1 | C3 |
| MMSZ5224B-AU | 2.8 | 2.66 | 2.94 | 30 | 20 | 1400 | 0.25 | 75 | 1 | C4 |
| MMSZ5225B-AU | 3 | 2.85 | 3.15 | 30 | 20 | 1600 | 0.25 | 50 | 1 | C5 |
| MMSZ5226B-AU | 3.3 | 3.14 | 3.47 | 28 | 20 | 1600 | 0.25 | 25 | 1 | D1 |
| MMSZ5227B-AU | 3.6 | 3.42 | 3.78 | 24 | 20 | 1700 | 0.25 | 15 | 1 | D2 |
| MMSZ5228B-AU | 3.9 | 3.71 | 4.1 | 23 | 20 | 1900 | 0.25 | 10 | 1 | D3 |
| MMSZ5229B-AU | 4.3 | 4.09 | 4.52 | 22 | 20 | 2000 | 0.25 | 5 | 1 | D4 |
| MMSZ5230B-AU | 4.7 | 4.47 | 4.94 | 19 | 20 | 1900 | 0.25 | 5 | 2 | D5 |
| MMSZ5231B-AU | 5.1 | 4.85 | 5.36 | 17 | 20 | 1600 | 0.25 | 5 | 2 | E1 |
| MMSZ5232B-AU | 5.6 | 5.32 | 5.88 | 11 | 20 | 1600 | 0.25 | 5 | 3 | E2 |
| MMSZ5233B-AU | 6.0 | 5.70 | 6.30 | 7 | 20 | 1600 | 0.25 | 5 | 3.5 | E3 |
| MMSZ5234B-AU | 6.2 | 5.89 | 6.51 | 7 | 20 | 1000 | 0.25 | 5 | 4 | E4 |
| MMSZ5235B-AU | 6.8 | 6.46 | 7.14 | 5 | 20 | 750 | 0.25 | 3 | 5 | E5 |
| MMSZ5236B-AU | 7.5 | 7.13 | 7.88 | 6 | 20 | 500 | 0.25 | 3 | 6 | F1 |
| MMSZ5237B-AU | 8.2 | 7.79 | 8.61 | 8 | 20 | 500 | 0.25 | 3 | 6 | F2 |
| MMSZ5238B-AU | 8.7 | 8.27 | 9.14 | 8 | 20 | 600 | 0.25 | 3 | 6.5 | F3 |
| MMSZ5239B-AU | 9.1 | 8.65 | 9.56 | 10 | 20 | 600 | 0.25 | 3 | 6.5 | F4 |
| MMSZ5240B-AU | 10 | 9.5 | 10.5 | 17 | 20 | 600 | 0.25 | 3 | 8 | F5 |
| MMSZ5241B-AU | 11 | 10.45 | 11.55 | 22 | 20 | 600 | 0.25 | 2 | 8.4 | H1 |
| MMSZ5242B-AU | 12 | 11.4 | 12.6 | 30 | 20 | 600 | 0.25 | 1 | 9.1 | H2 |
| MMSZ5243B-AU | 13 | 12.35 | 13.65 | 13 | 9.5 | 600 | 0.25 | 0.5 | 9.9 | H3 |
| MMSZ5244B-AU | 14 | 13.3 | 14.7 | 15 | 9 | 600 | 0.25 | 0.1 | 10.5 | H4 |
| MMSZ5245B-AU | 15 | 14.25 | 15.75 | 16 | 8.5 | 600 | 0.25 | 0.1 | 11 | H5 |
| MMSZ5246B-AU | 16 | 15.2 | 16.8 | 17 | 7.8 | 600 | 0.25 | 0.1 | 12 | J1 |
| MMSZ5247B-AU | 17 | 16.15 | 17.85 | 19 | 7.5 | 600 | 0.25 | 0.1 | 13 | J2 |
| MMSZ5248B-AU | 18 | 17.1 | 18.9 | 21 | 7 | 600 | 0.25 | 0.1 | 14 | J3 |
| MMSZ5249B-AU | 19 | 18.05 | 19.95 | 23 | 6.6 | 600 | 0.25 | 0.1 | 14 | J4 |
| MMSZ5250B-AU | 20 | 19 | 21 | 25 | 6.2 | 600 | 0.25 | 0.1 | 15 | J5 |
| MMSZ5251B-AU | 22 | 20.9 | 23.1 | 29 | 5.6 | 600 | 0.25 | 0.1 | 17 | K1 |
| MMSZ5252B-AU | 24 | 22.8 | 25.2 | 33 | 5.2 | 600 | 0.25 | 0.1 | 18 | K2 |
| MMSZ5253B-AU | 25 | 23.75 | 26.25 | 35 | 5.0 | 600 | 0.25 | 0.1 | 19 | K3 |
| MMSZ5254B-AU | 27 | 25.65 | 28.35 | 41 | 5 | 600 | 0.25 | 0.1 | 21 | K4 |
| MMSZ5255B-AU | 28 | 26.6 | 29.4 | 44 | 4.5 | 600 | 0.25 | 0.1 | 21 | K5 |
| MMSZ5256B-AU | 30 | 28.5 | 31.5 | 49 | 4.2 | 600 | 0.25 | 0.1 | 23 | M1 |
| MMSZ5257B-AU | 33 | 31.35 | 34.65 | 58 | 3.8 | 700 | 0.25 | 0.1 | 25 | M2 |
| MMSZ5258B-AU | 36 | 34.2 | 37.8 | 70 | 3.4 | 700 | 0.25 | 0.1 | 27 | M3 |
| MMSZ5259B-AU | 39 | 37.05 | 40.95 | 80 | 3.2 | 800 | 0.25 | 0.1 | 30 | M4 |
| MMSZ5260B-AU | 43 | 40.85 | 45.15 | 93 | 3 | 900 | 0.25 | 0.1 | 33 | M5 |
| MMSZ5261B-AU | 47 | 44.65 | 49.35 | 105 | 2.7 | 1000 | 0.25 | 0.1 | 36 | N1 |
| MMSZ5262B-AU | 51 | 48.45 | 53.55 | 125 | 2.5 | 1100 | 0.25 | 0.1 | 39 | N2 |



MMSZ5221B-AU~MMSZ5262B-AU

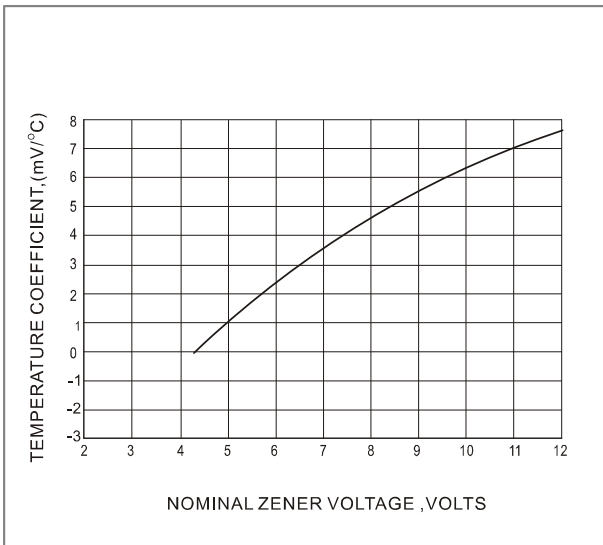


Fig.1 TEMPERATURE COEFFICIENTS

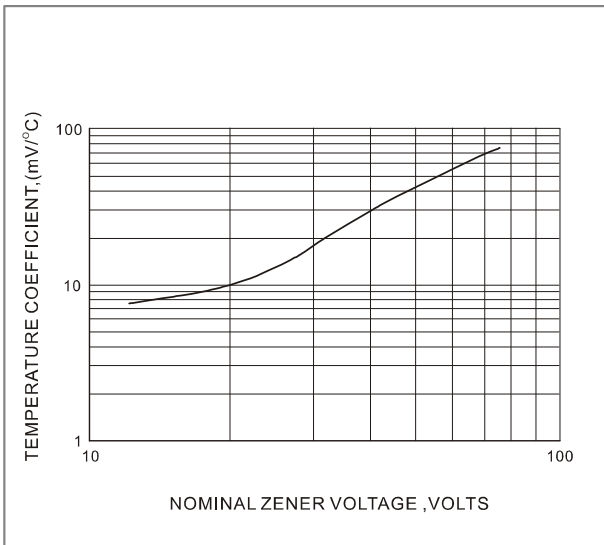


Fig.2 TEMPERATURE COEFFICIENTS

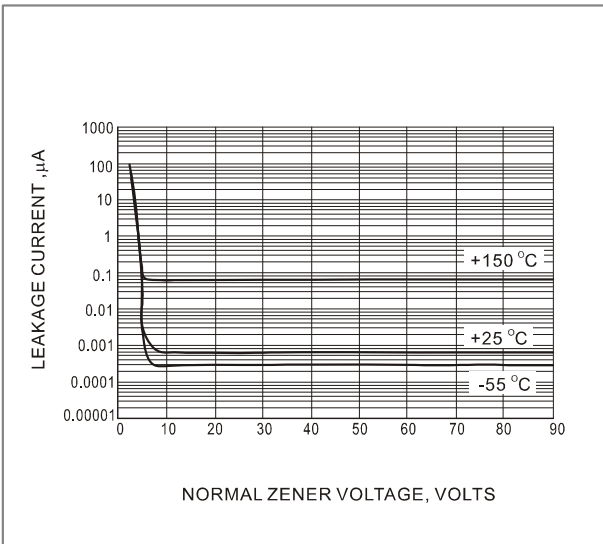


Fig.3 TYPICAL LEAKAGE CURRENT

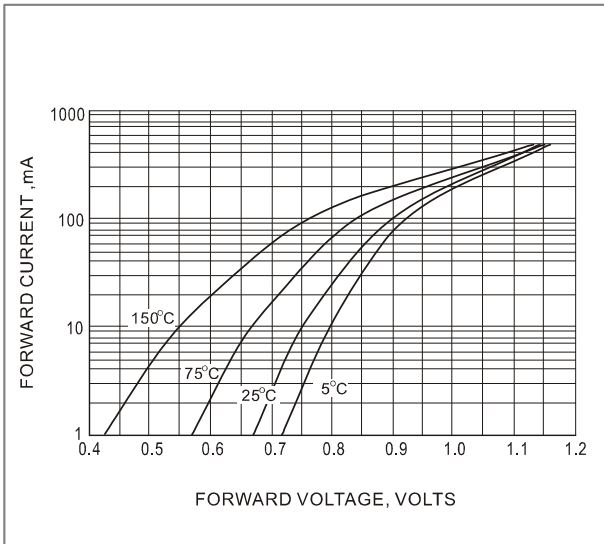


Fig.4 TYPICAL FORWARD VOLTAGE

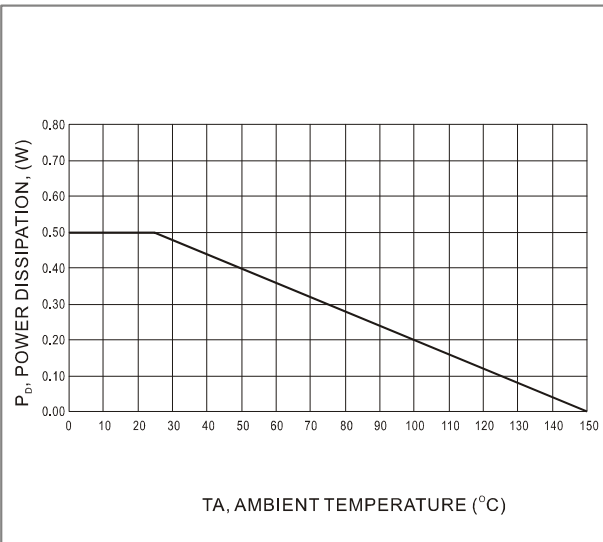
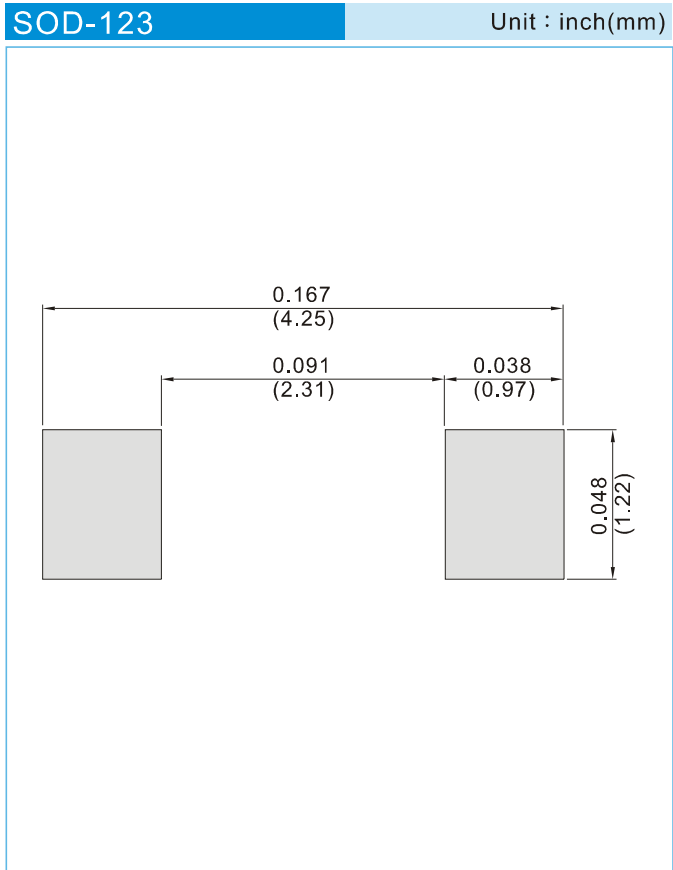


Fig.5 POWER DERATING CURVE



MMSZ5221B-AU~MMSZ5262B-AU

MOUNTING PAD LAYOUT



ORDER INFORMATION

- Packing information
T/R - 10K per 13" plastic Reel
T/R - 3K per 7" plastic Reel



MMSZ5221B-AU~MMSZ5262B-AU

Part No_packing code_Version

MMSZ5221B-AU_R1_000A1

MMSZ5221B-AU_R2_000A1

For example :

RB500V-40_R2_00001



| Packing Code XX | | | | Version Code XXXXX | | |
|--------------------------------------|----------------------|----------------------------------|----------------------|---------------------------|----------------------|---------------------------------------|
| Packing type | 1 st Code | Packing size code | 2 nd Code | HF or RoHS | 1 st Code | 2 nd -5 th Code |
| Tape and Ammunition Box (T/B) | A | N/A | 0 | HF | 0 | serial number |
| Tape and Reel (T/R) | R | 7" | 1 | RoHS | 1 | serial number |
| Bulk Packing (B/P) | B | 13" | 2 | | | |
| Tube Packing (T/P) | T | 26mm | X | | | |
| Tape and Reel (Right Oriented) (TRR) | S | 52mm | Y | | | |
| Tape and Reel (Left Oriented) (TRL) | L | PANASERT T/B CATHODE UP (PBCU) | U | | | |
| FORMING | F | PANASERT T/B CATHODE DOWN (PBCD) | D | | | |



MMSZ5221B-AU~MMSZ5262B-AU

Disclaimer

- Reproducing and modifying information of the document is prohibited without permission from Panjit International Inc..
- Panjit International Inc. reserves the rights to make changes of the content herein the document anytime without notification. Please refer to our website for the latest document.
- Panjit International Inc. disclaims any and all liability arising out of the application or use of any product including damages incidentally and consequentially occurred.
- Panjit International Inc. does not assume any and all implied warranties, including warranties of fitness for particular purpose, non-infringement and merchantability.
- Applications shown on the herein document are examples of standard use and operation. Customers are responsible in comprehending the suitable use in particular applications. Panjit International Inc. makes no representation or warranty that such applications will be suitable for the specified use without further testing or modification.
- The products shown herein are not designed and authorized for equipments relating to human life and for any applications concerning life-saving or life-sustaining, such as medical instruments, aerospace machinery et cetera. Customers using or selling these products for use in such applications do so at their own risk and agree to fully indemnify Panjit International Inc. for any damages resulting from such improper use or sale.
- Since Panjit uses lot number as the tracking base, please provide the lot number for tracking when complaining.

单击下面可查看定价，库存，交付和生命周期等信息

[>>Panjit\(强茂\)](#)