



2SC2411K

NPN GENERAL PURPOSE SWITCHING TRANSISTOR

VOLTAGE	32 Volts	POWER	225mW
----------------	-----------------	--------------	--------------

SOT-23 Unit : inch(mm)

FEATURES

- NPN epitaxial silicon, planar design
- Collector-emitter voltage $V_{CE}=32V$
- Collector current $I_C=500mA$
- Lead free in comply with EU RoHS 2011/65/EU directives.
- Green molding compound as per IEC61249 Std. . (Halogen Free)

MECHANICAL DATA

Case : SOT-23 plastic
 Terminals : Solderable per MIL-STD-750, Method 2026
 Approx Weight : 0.0003 ounces, 0.0084 grams
 Marking : 241

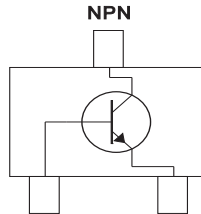
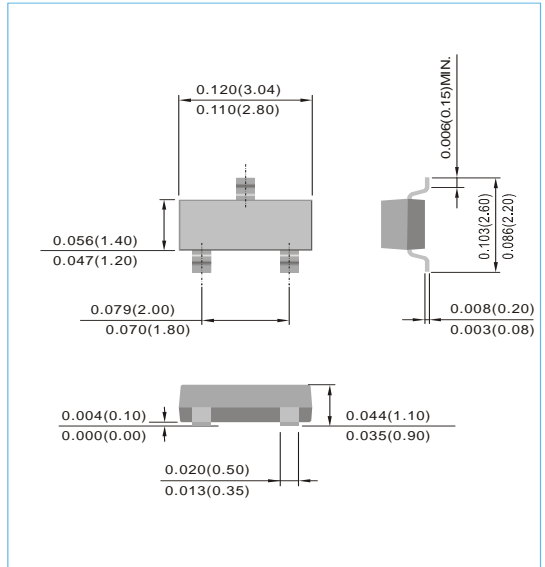


Fig.34



ABSOLUTE RATINGS (TA=25°C)

Parameter	Symbol	Value	Units
Collector-Emitter Voltage	V_{CEO}	32	V
Collector-Base Voltage	V_{CBO}	40	V
Emitter-Base Voltage	V_{EBO}	5	V
Collector Current Continuous	I_C	500	mA

THERMAL CHARACTERISTICS

Parameter	Symbol	Value	Units
Max. Power Dissipation (Note 1)	P_{TOT}	225	mW
Thermal Resistance, Junction to Ambient	$R_{\theta JA}$	556	°C/W
Junction Temperature	T_J	-55 to +150	°C
Storage Temperature	T_{STG}	-55 to +150	°C

NOTE : 1. Transistor mounted on FR-4 board 70 x 60 x 1mm



2SC2411K

ELECTRICAL CHARACTERISTICS(T_A=25°C)

Parameter	Symbol	Conditions	Min.	Typ.	Max.	Units
Collector-Base Breakdown Voltage	V _{(BR)CBO}	I _C =100 μA	40	-	-	V
Collector-Emitter Breakdown Voltage	V _{(BR)CEO}	I _C =1mA	32	-	-	V
Emitter-Base Breakdown Voltage	V _{(BR)EBO}	I _E =100μA	5	-	-	V
Collector Cutoff Current	I _{CBO}	V _{CB} =20V	-	-	1	μA
Emitter Cutoff Current	I _{EBO}	V _{EB} =4V	-	-	1	μA
DC Current Gain (Note 2)	h _{FE}	V _{CE} =3V, I _C =100mA	120	-	390	-
Collector-Emitter Saturation Voltage	V _{CE(SAT)}	I _C =500mA, I _B =50mA	-	-	0.6	V
Transition Frequency	f _T	V _{CE} =5V, I _E =-200mA, f=100MHz	-	250	-	MHz
Collector-Base Capacitance	C _{ob}	V _{CB} =10V, I _E =0A, f=1MHz	-	6.5	-	pF

NOTE : 2.Pulse Test : Pulse width < 300μs, duty cycle < 2.0%



2SC2411K

ELECTRICAL CHARACTERISTICS CURVE

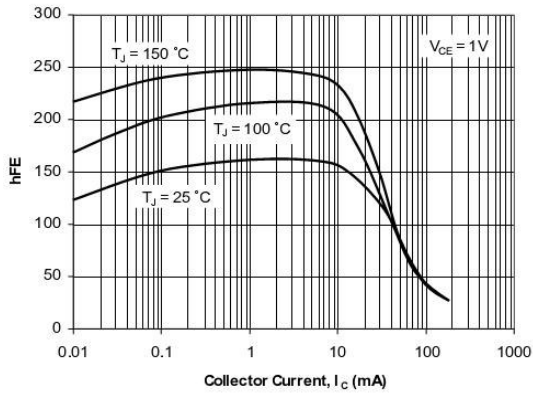


Fig. 1. Typical h_{FE} vs Collector Current

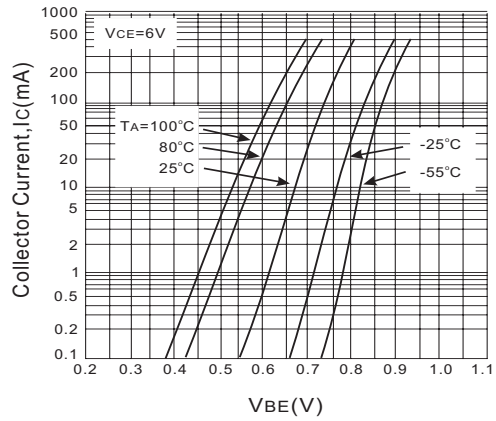


Fig.2. Typical V_{BE} vs Collector Current

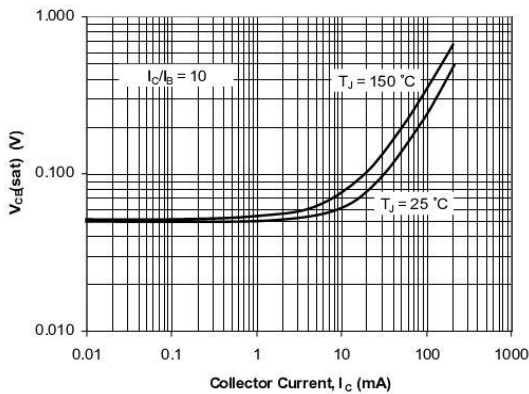


Fig. 3. Typical $V_{CE(SAT)}$ vs Collector Current

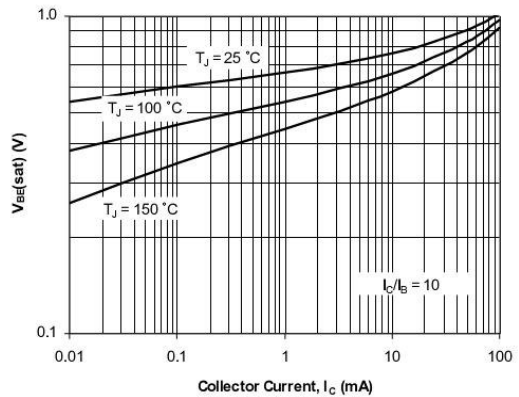


Fig. 4. Typical $V_{BE(SAT)}$ vs Collector Current

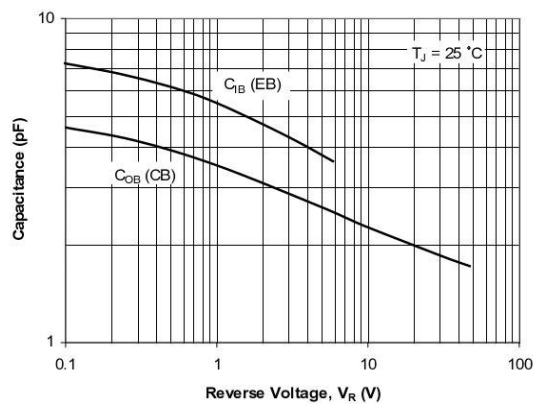


Fig. 5. Typical Capacitances vs Reverse Voltage

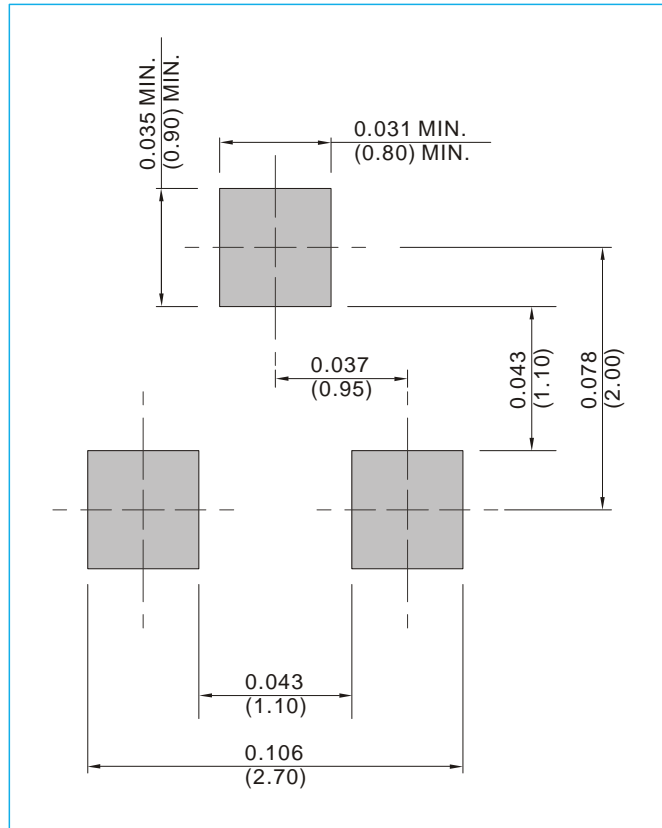


2SC2411K

MOUNTING PAD LAYOUT

SOT-23

Unit : inch(mm)



ORDER INFORMATION

- Packing information
 - T/R - 12K per 13" plastic Reel
 - T/R - 3K per 7" plastic Reel



2SC2411K

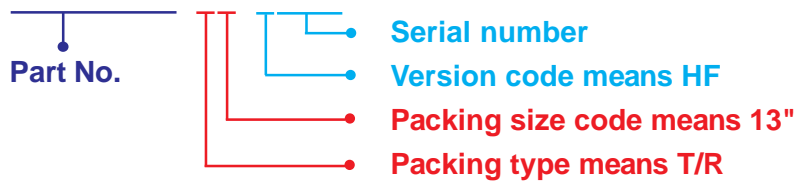
Part No_packing code_Version

2SC2411K_R1_00001

2SC2411K_R2_00001

For example :

RB500V-40_R2_00001



Packing Code XX				Version Code XXXXX		
Packing type	1 st Code	Packing size code	2 nd Code	HF or RoHS	1 st Code	2 nd ~5 th Code
Tape and Ammunition Box (T/B)	A	N/A	0	HF	0	serial number
Tape and Reel (T/R)	R	7"	1	RoHS	1	serial number
Bulk Packing (B/P)	B	13"	2			
Tube Packing (T/P)	T	26mm	X			
Tape and Reel (Right Oriented) (TRR)	S	52mm	Y			
Tape and Reel (Left Oriented) (TRL)	L	PANASERT T/B CATHODE UP (PBCU)	U			
FORMING	F	PANASERT T/B CATHODE DOWN (PBCD)	D			



2SC2411K

Disclaimer

- Reproducing and modifying information of the document is prohibited without permission from Panjit International Inc..
- Panjit International Inc. reserves the rights to make changes of the content herein the document anytime without notification. Please refer to our website for the latest document.
- Panjit International Inc. disclaims any and all liability arising out of the application or use of any product including damages incidentally and consequentially occurred.
- Panjit International Inc. does not assume any and all implied warranties, including warranties of fitness for particular purpose, non-infringement and merchantability.
- Applications shown on the herein document are examples of standard use and operation. Customers are responsible in comprehending the suitable use in particular applications. Panjit International Inc. makes no representation or warranty that such applications will be suitable for the specified use without further testing or modification.
- The products shown herein are not designed and authorized for equipments requiring high level of reliability or relating to human life and for any applications concerning life-saving or life-sustaining, such as medical instruments, transportation equipment, aerospace machinery et cetera. Customers using or selling these products for use in such applications do so at their own risk and agree to fully indemnify Panjit International Inc. for any damages resulting from such improper use or sale.
- Since Panjit uses lot number as the tracking base, please provide the lot number for tracking when complaining.

单击下面可查看定价，库存，交付和生命周期等信息

[>>Panjit\(强茂\)](#)