



ABS206~ABS210

MICRO SURFACE MOUNT GLASS PASSIVATED SINGLE-PHASE BRIDGE RECTIFIER

VOLTAGE 600~1000 Volt **CURRENT** 2 Amper

MICRO DIP / TDI Unit : inch(mm)



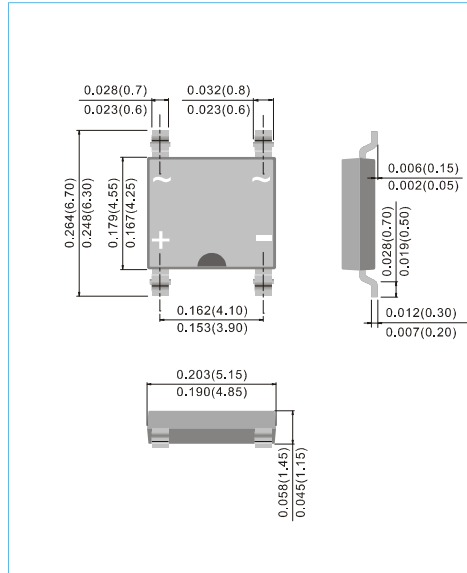
Recognized File #E139973

FEATURES

- Glass Passivated Chip Junction
- Ideally Suited for Automatic Assembly
- Save Space On Printed Circuit Boards
- Ultra Thin Profile Package for Space Constrained Utilization
- Low Forward Voltage Drop
- Surge Overload Rating to 30A peak
- Plastic Material : UL Flammability Classification Rating 94V-0
- Lead free in compliance with EU RoHS 2011/65/EU directive
- Green molding compound as per IEC61249 Std. . (Halogen Free)

MECHANICAL DATA

- Case : TDI, Plastic
- Terminals : Solderable per MIL-STD-750, Method 2026
- Polarity : As Marked on case
- Marking : Part number
- Weight : 0.003 ounces, 0.09 grams (Approx.)



ABSOLUTE MAXIMUM RATINGS (If not specified T_A=25°C)

PARAMETERSYMBOL		ABS206	ABS208	ABS210	UNIT
Maximum Recurrent Peak Reverse Voltage	V _{RRM}	600	800	1000	V
Maximum RMS Voltage	V _{RMS}	420	560	700	V
Maximum DC Blocking Voltage	V _{DC}	600	800	1000	V
Average Rectified Forward Current (Note 1)	I _O	2			A
Peak Surge Forward Current (Note 2)	I _{FSM}	50			A
I ² t Rating for fusing (t<8.3ms)	I ² t	10.37			A ² S
Operating Junction Temperature	T _J	150			°C
Storage Temperature	T _{STG}	-55 to +150			°C

NOTE:

1. 60Hz sine wave,R-load,On FR-4 P.C.B.
2. 60Hz sine wave,Non-repetitive 1cycle peak value.



ABS206~ABS210

ELECTRICAL CHARACTERISTICS (If not specified $T_A=25^\circ\text{C}$)

PARAMETER	SYMBOL	CONDITIONS	MAX.	UNIT
Forward Voltage	V_F	$I_F=1\text{A}$, Pulse measurement, Rating of per diode	1	V
Reverse Current	I_R	At V_{RRM} , Pulse measurement, Rating of per diode	10	μA
Typical Junction capacitance	C_J	$V_R=4\text{V}$, $f=1\text{MHz}$	10	pF
Thermal Resistance	$R_{\theta JC}$	Junction to case (Note 1)	30	$^\circ\text{C/W}$
	$R_{\theta JA}$	Junction to ambient (Note 1)	95	

NOTE:

1. Mounted on 48cm^2 FR-4 PCB.

RATING AND CHARACTERISTIC CURVES

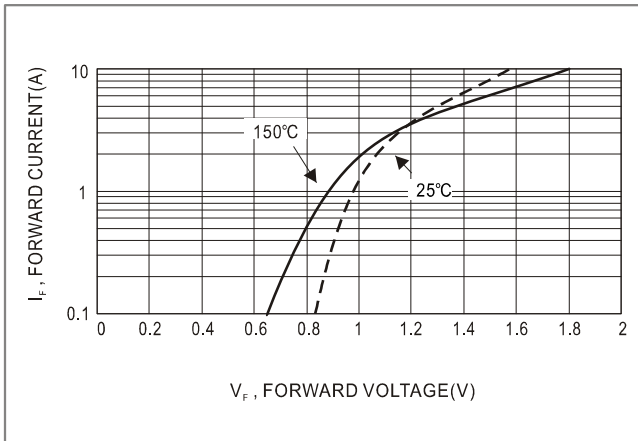


Fig.1 -TYPICAL FORWARD CHARACTERISTICS

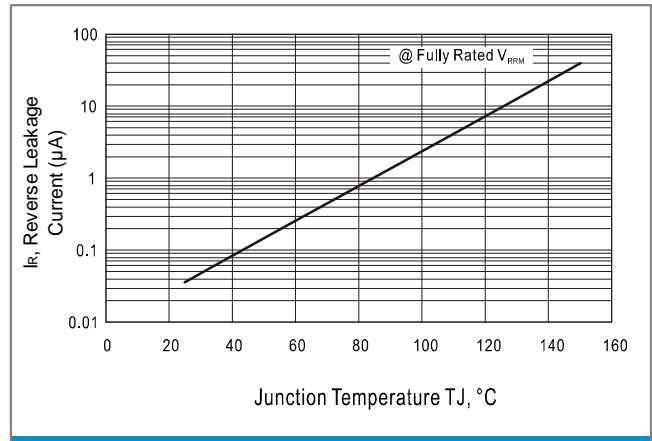


FIG-2 TYPICAL LEAKAGE CURRENT vs JUNCTION TEMPERATURE

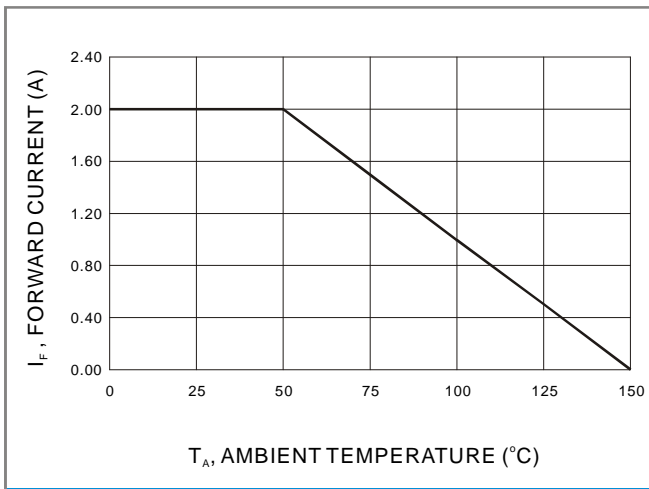
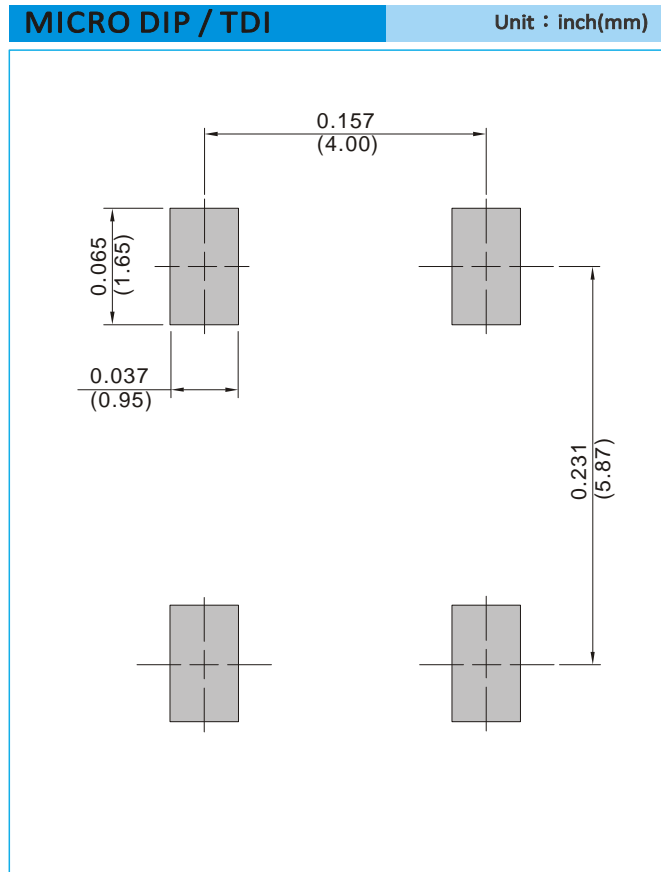


FIG 3- DERATING CURVE



ABS206~ABS210

MOUNTING PAD LAYOUT



ORDER INFORMATION

- Packing information
T/R - 5K per 13" plastic Reel

单击下面可查看定价，库存，交付和生命周期等信息

[>>Panjit\(强茂\)](#)