

PE21SD05C4A6

Low Capacitance ESD Protection

Voltage

5 V

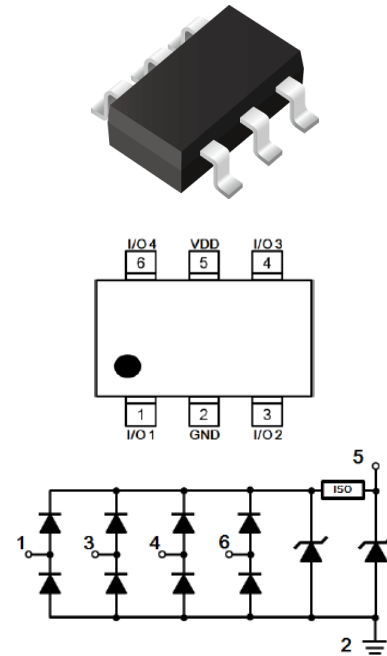
Features

- IEC61000-4-2(ESD) : ±30kV Air, ±30kV Contact
- IEC61000-4-4(EFT) : 40A(5/50ns)
- IEC61000-4-5(Lightning) : 12A(8/20uS)
- Low leakage current, maximum of 1uA at rated voltage
- Ultra low clamping voltage
- Lead free in compliance with EU RoHS 2.0
- Green molding compound as per IEC 61249 standard

Mechanical Data

- Case : SOT-23 6L-1 Package
- Terminals : Solderable per MIL-STD-750, Method 2026
- Approx. Weight : 0.0142 grams

SOT-23 6L-1



Maximum Ratings

PARAMETER	SYMBOL	VALUE	UNITS
ESD IEC61000-4-2(Air)	V_{ESD}	±30	kV
ESD IEC61000-4-2(Contact)		±30	
Typical Thermal Resistance ^(Note 1)	$R_{\theta JA}$	350	°C/W
Operating Junction Temperature Range	T_J	-55 to +85	°C
Storage Temperature Range	T_{STG}	-55 to +125	°C

PE21SD05C4A6

Electrical Characteristics

PARAMETER	SYMBOL	TEST CONDITION	MIN.	TYP.	MAX.	UNITS
Reverse Stand-Off Voltage ^(Note 2)	V_{RWM}	any IO pin to GND	-	-	3.3	V
Reverse Stand-Off Voltage ^(Note 2)	V_{RWM}	VDD pin to GND	-	-	5.5	V
Reverse Breakdown Voltage	V_{BR}	$I_{BR}=1mA$	6	-	12	V
Reverse Leakage Current	I_R	$V_R=3.3V$, any IO pin to GND	-	-	1	μA
		$V_R=5V$, VDD pin to GND	-	-	1	μA
Clamping Voltage	V_{CL}	$I_{PP}=5A$, $t_P=8/20\mu s$, any IO pin to GND	-	2.3	-	V
		$I_{PP}=5A$, $t_P=8/20\mu s$, VDD pin to GND	-	6.2	-	V
Clamping Voltage TLP ^(Note 3)	V_{CL}	$I_{PP}=8A$, $t_P=100ns$, any IO pin to GND	-	2.48	-	V
		$I_{PP}=16A$, $t_P=100ns$, any IO pin to GND	-	3.2	-	V
		$I_{PP}=8A$, $t_P=100ns$, VDD pin to GND	-	6.8	-	V
		$I_{PP}=16A$, $t_P=100ns$, VDD pin to GND	-	7.6	-	V
Dynamic Resistance	R_{DYN}	$t_P=100ns$, any IO pin to GND	-	0.09	-	Ω
		$t_P=100ns$, VDD pin to GND	-	0.10	-	Ω
Off State Junction Capacitance ^(Note 4)	C_J	0Vdc Bias $f=1MHz$, any I/O pin to GND	-	1.6	1.8	pF

NOTES :

1. Mounted on a FR4 PCB, single-sided copper, standard footprint.
2. A transient suppressor is selected according to the working peak reverse voltage (V_{RWM}), which should be equal to or greater than the DC or continuous peak operation voltage level.
3. Testing using Transmission Line Pulse (TLP) conditions: $Z_0 = 50\Omega$, $t_P = 100 ns$.
4. This parameter is guaranteed by design.
5. This snap-back behavior strongly reduces the clamping voltage to the system behind the ESD protection during an ESD event. Do not connect unlimited DC current sources to the data lines to avoid the ESD protection device maintain in snap-back state after exceeding breakdown voltage.

PE21SD05C4A6

TYPICAL CHARACTERISTIC CURVES

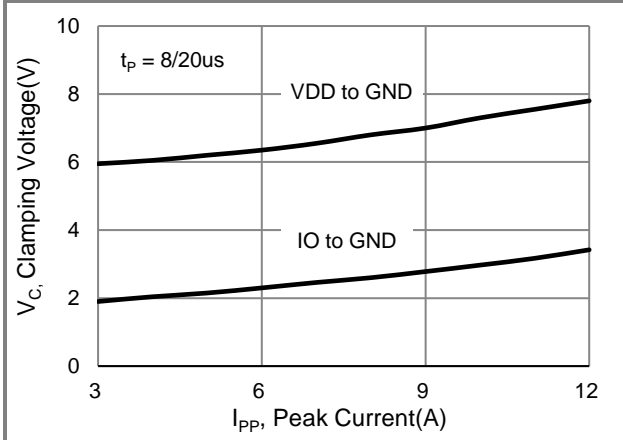


Fig.1 Typical Peak Clamping Voltage

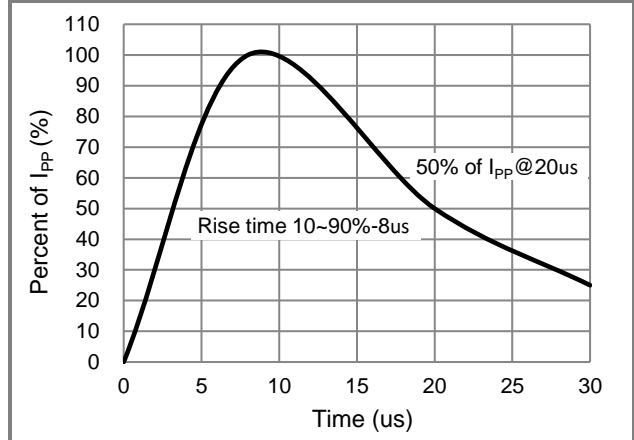


Fig.2 Pulse Waveform

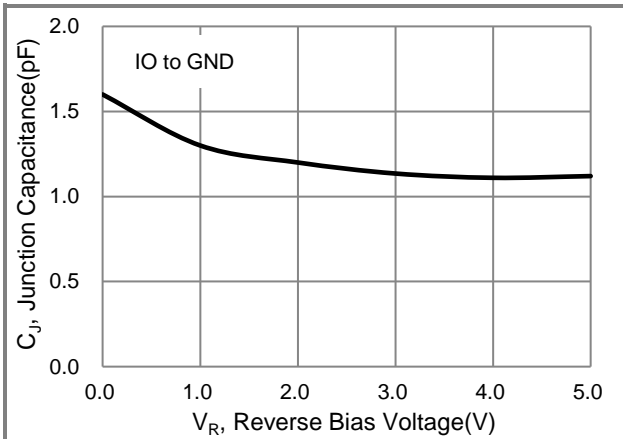


Fig.3 Typical Junction Capacitance

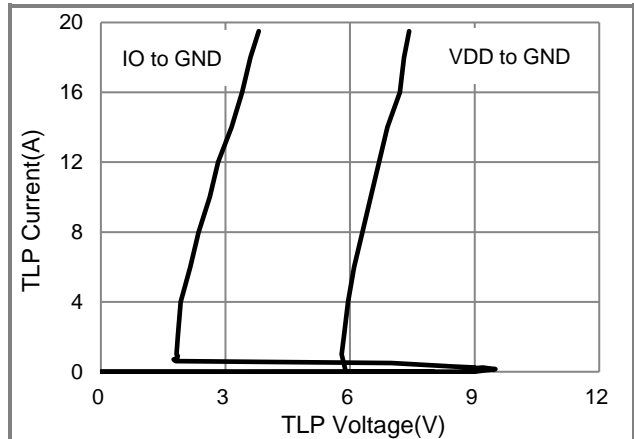


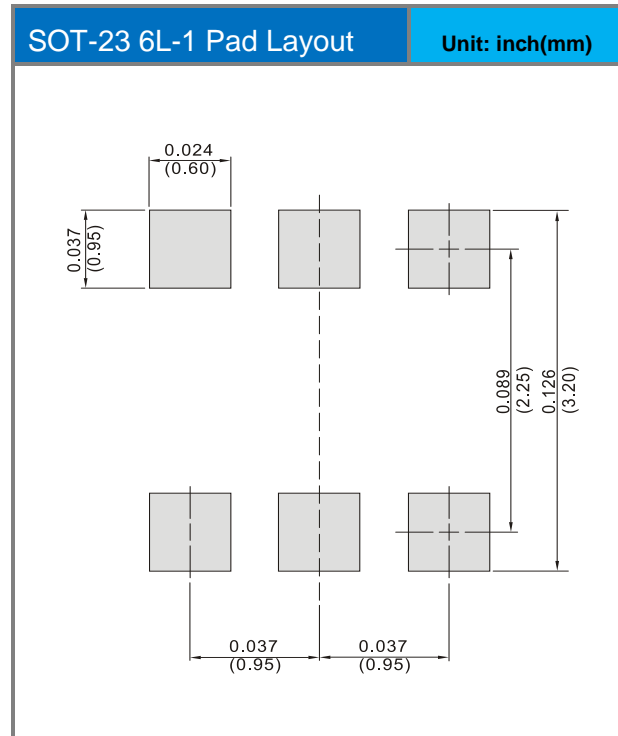
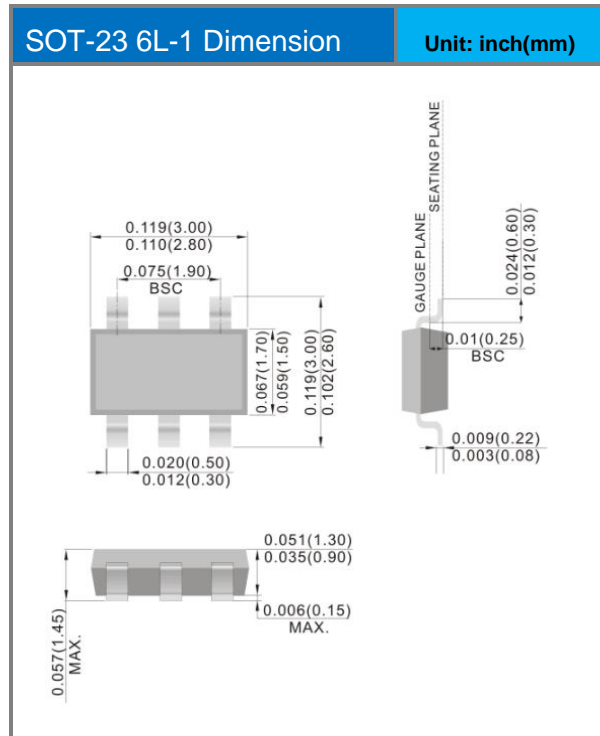
Fig.4 TLP Measurement

PE21SD05C4A6

Product and Packing Information

Part No.	Package Type	Packing Type	Marking
PE21SD05C4A6	SOT-23 6L-1	3K pcs / 7" reel	1D5

Packaging Information & Mounting Pad Layout



PE21SD05C4A6

Disclaimer

- Reproducing and modifying information of the document is prohibited without permission from Panjit International Inc..
- Panjit International Inc. reserves the rights to make changes of the content herein the document anytime without notification. Please refer to our website for the latest document.
- Panjit International Inc. disclaims any and all liability arising out of the application or use of any product including damages incidentally and consequentially occurred.
- Panjit International Inc. does not assume any and all implied warranties, including warranties of fitness for particular purpose, non-infringement and merchantability.
- Applications shown on the herein document are examples of standard use and operation. Customers are responsible in comprehending the suitable use in particular applications. Panjit International Inc. makes no representation or warranty that such applications will be suitable for the specified use without further testing or modification.
- The products shown herein are not designed and authorized for equipments requiring high level of reliability or relating to human life and for any applications concerning life-saving or life-sustaining, such as medical instruments, transportation equipment, aerospace machinery et cetera. Customers using or selling these products for use in such applications do so at their own risk and agree to fully indemnify Panjit International Inc. for any damages resulting from such improper use or sale.
- Since Panjit uses lot number as the tracking base, please provide the lot number for tracking when complaining.

单击下面可查看定价，库存，交付和生命周期等信息

[>>Panjit\(强茂\)](#)