



# ER800F~ER804F

## SUPERFAST RECOVERY RECTIFIERS

**VOLTAGE** 50 to 400 Volt **CURRENT** 8 Ampere

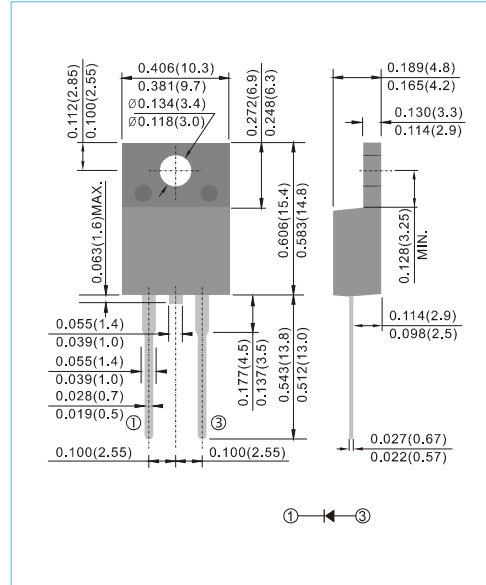
**ITO-220AC** Unit : inch(mm)

### FEATURES

- Superfast recovery times-epitaxial construction.
- Low forward voltage, high current capability.
- Hermetically sealed.
- Low leakage.
- High surge capability.
- Plastic package has Underwriters Laboratories Flammability Classification 94V-O utilizing Flame Retardant Epoxy Molding Compound.
- Lead free in compliance with EU RoHS2.0 (2011/65/EU & 2015/865/EU directive)
- Green molding compound as per IEC61249 Std. . (Halogen Free)

### MECHANICAL DATA

- Case: Molded plastic, ITO-220AC
- Terminals: Axial leads, solderable to MIL-STD-750, Method 2026
- Polarity: As marking
- Weight: 0.055 ounces, 1.56 grams.



### MAXIMUM RATINGS AND ELECTRICAL CHARACTERISTICS

Ratings at 25°C ambient temperature unless otherwise specified.  
Resistive or inductive load, 60Hz.

PARAMETER	SYMBOL	ER800F	ER801F	ER801AF	ER802F	ER803F	ER804F	UNITS
Maximum Recurrent Peak Reverse Voltage	$V_{RRM}$	50	100	150	200	300	400	V
Maximum RMS Voltage	$V_{RMS}$	35	70	105	140	210	280	V
Maximum DC Blocking Voltage	$V_{DC}$	50	100	150	200	300	400	V
Maximum Average Forward Current at $T_C=75^\circ\text{C}$	$I_{F(AV)}$	8						A
Peak Forward Surge Current, 8.3ms single half sine-wave superimposed on rated load	$I_{FSM}$	125						A
Maximum Forward Voltage at 8A (Note 1)	$V_F$	0.95				1.3		V
Maximum DC Reverse Current at Rated DC Blocking Voltage $T_J=25^\circ\text{C}$ $T_J=100^\circ\text{C}$	$I_R$	1				300		$\mu\text{A}$
Maximum Reverse Recovery Time (Note 1)	$t_{rr}$	35						ns
Typical Junction Capacitance (Note 2)	$C_J$	65						pF
Typical Thermal Resistance (Note 3)	$R_{\theta JC}$	3						$^\circ\text{C} / \text{W}$
Operating Junction and Storage Temperature Range	$T_J, T_{STG}$	-55 to +150						$^\circ\text{C}$

**NOTES :**

1. Pulse Test with PW=300μsec, 2% Duty Cycle.
2. Reverse Recovery Tset Conditions :  $I_F=0.5\text{A}, I_R=-1\text{A}, I_{rr}=-0.25\text{A}$
3. Mounted on P.C. Board with 14mm<sup>2</sup> (0.013mm thick) copper pad areas.



# ER800F~ER804F

## RATING AND CHARACTERISTIC CURVES

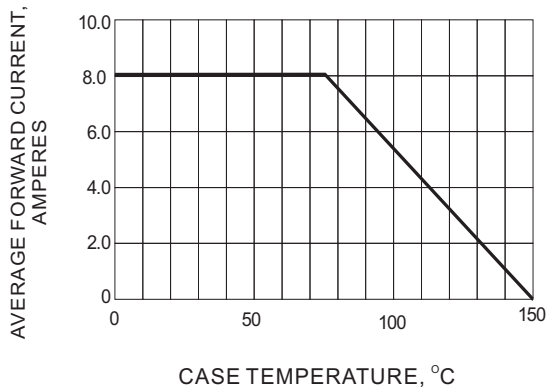


Fig.1-FORWARD CURRENT DERATING CURVE

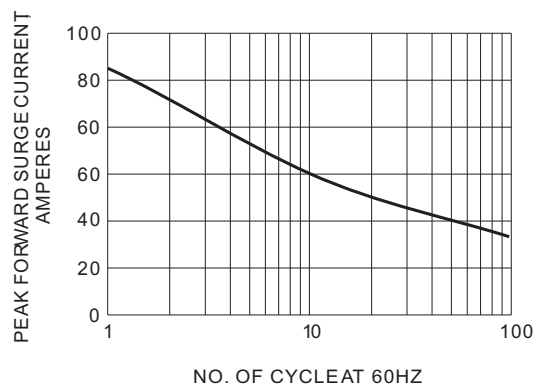


Fig.2-MAXIMUM NON-REPETITIVE SURGE CURRENT

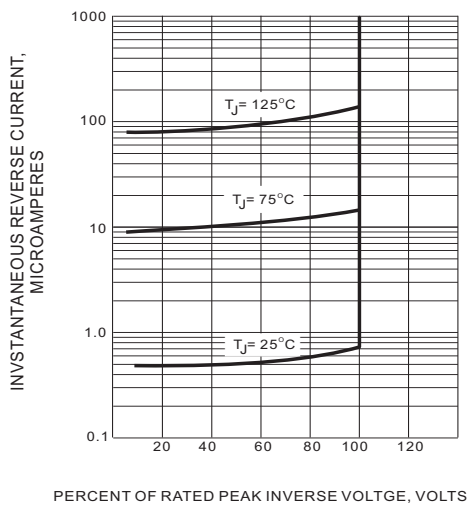


Fig.3-TYPICAL REVERSE CHARACTERISTICS

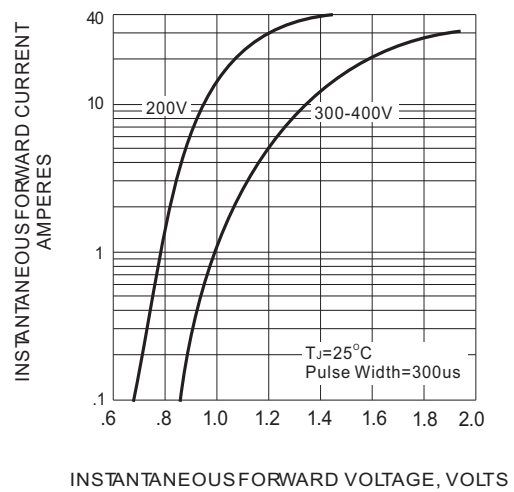


Fig.4-TYPICAL INSTANTANEOUS FORWARD CHARACTERISTICS



## ER800F~ER804F

**Part No\_packing code\_Version**

ER800F\_T0\_00001

**For example :**

**RB500V-40\_R2\_00001**



Packing Code <b>XX</b>				Version Code <b>XXXXX</b>		
Packing type	1 <sup>st</sup> Code	Packing size code	2 <sup>nd</sup> Code	HF or RoHS	1 <sup>st</sup> Code	2 <sup>nd</sup> ~5 <sup>th</sup> Code
Tape and Ammunition Box (T/B)	A	N/A	0	HF	0	serial number
Tape and Reel (T/R)	R	7"	1	RoHS	1	serial number
Bulk Packing (B/P)	B	13"	2			
Tube Packing (T/P)	T	26mm	X			
Tape and Reel (Right Oriented) (TRR)	S	52mm	Y			
Tape and Reel (Left Oriented) (TRL)	L	PANASERT T/B CATHODE UP (PBCU)	U			
FORMING	F	PANASERT T/B CATHODE DOWN (PBCD)	D			



## ER800F~ER804F

---

### Disclaimer

- Reproducing and modifying information of the document is prohibited without permission from Panjit International Inc..
- Panjit International Inc. reserves the rights to make changes of the content herein the document anytime without notification. Please refer to our website for the latest document.
- Panjit International Inc. disclaims any and all liability arising out of the application or use of any product including damages incidentally and consequentially occurred.
- Panjit International Inc. does not assume any and all implied warranties, including warranties of fitness for particular purpose, non-infringement and merchantability.
- Applications shown on the herein document are examples of standard use and operation. Customers are responsible in comprehending the suitable use in particular applications. Panjit International Inc. makes no representation or warranty that such applications will be suitable for the specified use without further testing or modification.
- The products shown herein are not designed and authorized for equipments requiring high level of reliability or relating to human life and for any applications concerning life-saving or life-sustaining, such as medical instruments, transportation equipment, aerospace machinery et cetera. Customers using or selling these products for use in such applications do so at their own risk and agree to fully indemnify Panjit International Inc. for any damages resulting from such improper use or sale.
- Since Panjit uses lot number as the tracking base, please provide the lot number for tracking when complaining.

单击下面可查看定价，库存，交付和生命周期等信息

[>>Panjit\(强茂\)](#)