



MMBTA42

NPN HIGH VOLTAGE TRANSISTOR

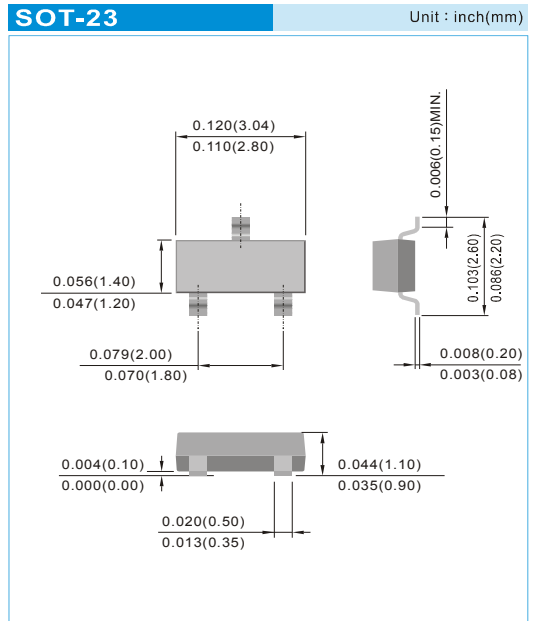
VOLTAGE 300 Volt **POWER** 250 mWatt

FEATURES

- NPN silicon, planar design
- Collector-emitter voltage $V_{CE} = 300V$
- Collector current $I_C = 500mA$
- Lead free in compliance with EU RoHS 2.0
- Green molding compound as per IEC 61249 standard

MECHANICAL DATA

- Case: SOT-23, Plastic
- Terminals: Solderable per MIL-STD-750, Method 2026
- Approx weight: 0.0003 ounces, 0.0084 grams
- Marking: A42



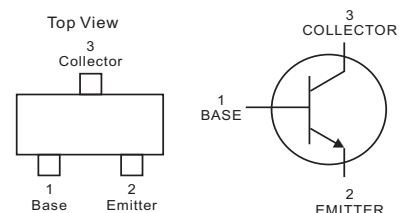
ABSOLUTE MAXIMUM RATINGS

PARAMETER	Symbol	Value	Units
Collector - Emitter Voltage	V_{CEO}	300	V
Collector - Base Voltage	V_{CBO}	300	V
Emitter - Base Voltage	V_{EBO}	6	V
Collector Current Continuous	I_C	500	mA

THERMAL CHARACTERISTICS

PARAMETER	Symbol	Value	Units
Max Power Dissipation (Note 1)	P_{TOT}	250	mW
Thermal Resistance, Junction to Ambient	$R_{\theta JA}$	500	$^{\circ}C/W$
Junction Temperature	T_J	-55 to 150	$^{\circ}C$
Storage Temperature	T_{STG}	-55 to 150	$^{\circ}C$

Note 1 : Mounted on a FR4 PCB, single-sided copper, standard footprint





MMBTA42

ELECTRICAL CHARACTERISTICS

PARAMETER	Symbol	Test Condition	MIN.	TYP.	MAX.	Units
Collector - Emitter Breakdown Voltage	$V_{(BR)CEO}$	$I_C=1\text{mA}, I_B=0$	300	-	-	V
Collector - Base Breakdown Voltage	$V_{(BR)CBO}$	$I_C=100\mu\text{A}, I_E=0$	300	-	-	V
Emitter - Base Breakdown Voltage	$V_{(BR)EBO}$	$I_E=100\mu\text{A}, I_C=0$	6	-	-	V
Collector Cut-off Current	I_{CBO}	$V_{CB}=200\text{V}, I_E=0\text{V}$	-	-	100	nA
Emitter Cut-off Current	I_{EBO}	$V_{EB}=6\text{V}, I_C=0$	-	-	100	nA
DC Current Gain	h_{FE}	$V_{CE}=10\text{V}, I_C=1.0\text{mA}$ $V_{CE}=10\text{V}, I_C=10\text{mA}$ $V_{CE}=10\text{V}, I_C=30\text{mA}$	25 40 40	- - -	- - -	-
Collector - Emitter Saturation Voltage	$V_{CE(SAT)}$	$I_C=20\text{mA}, I_B=2\text{mA}$	-	-	0.5	V
Base - Emitter Satruation Voltage	$V_{BE(SAT)}$	$I_C=20\text{mA}, I_B=2\text{mA}$	-	-	0.9	V
Collector-Base Capacitance	C_{CBO}	$V_{CB}=20\text{V}, I_E=0, f=1\text{MHz}$	-	-	3	pF
Collector Gain - Bandwidth Product	F_T	$I_C=10\text{mA}, V_{CE}=20\text{V}, f=100\text{MHz}$	50	-	-	MHz



MMBTA42

ELECTRICAL CHARACTERISTICS CURVE

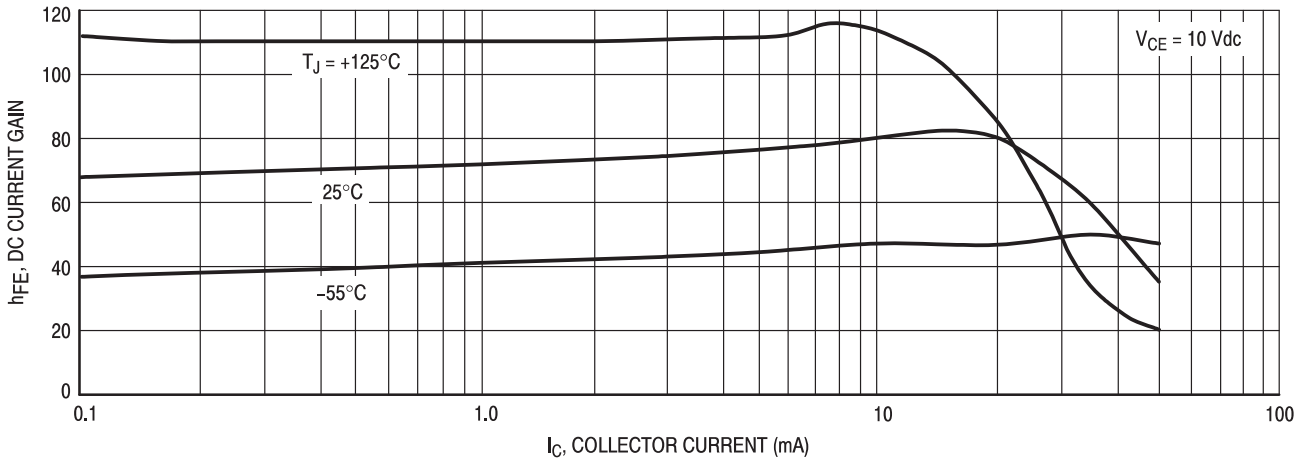


Figure 1. DC Current Gain

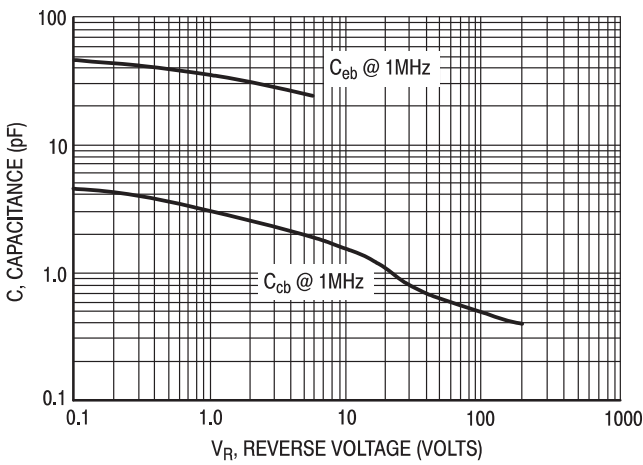


Figure 2. Capacitance

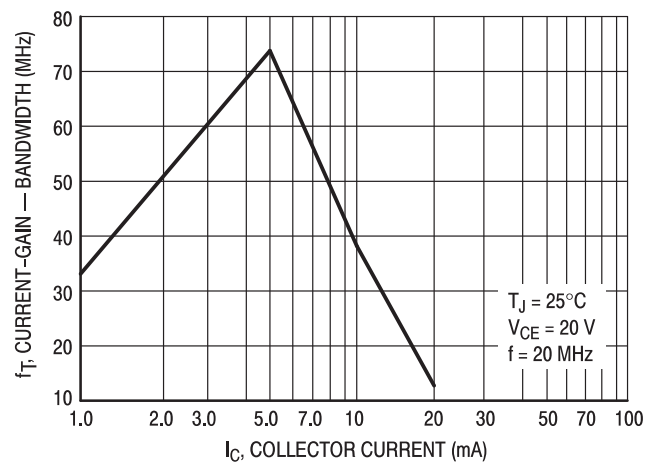


Figure 3. Current-Gain - Bandwidth

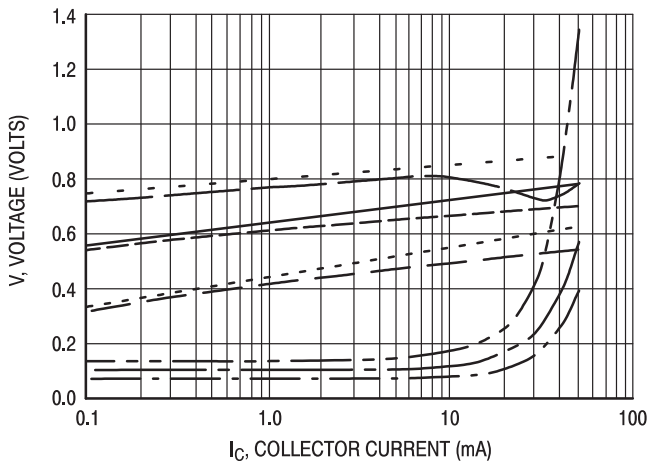
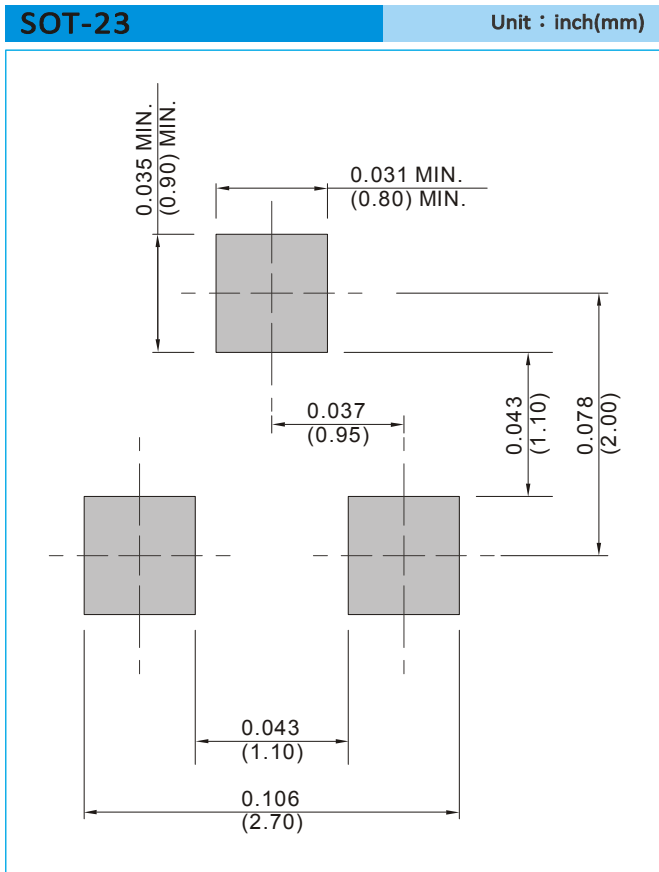


Figure 4. ON Voltages



MMBTA42

MOUNTING PAD LAYOUT



ORDER INFORMATION

- Packing information
T/R - 12K per 13" plastic Reel
T/R - 3K per 7" plastic Reel



MMBTA42

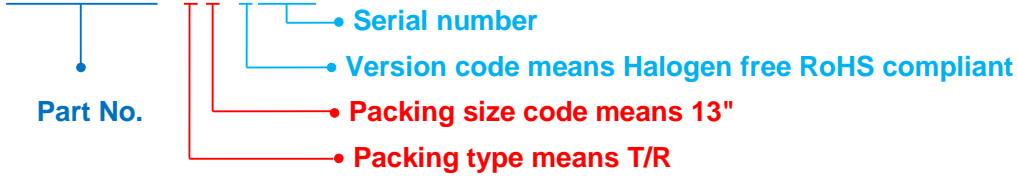
Part No. _ packing code _ Version

MMBTA42_R1_00001

MMBTA42_R2_00001

For example :

RB500V-40_R2_00001



Packing Code XX				Version Code X		Serial number XXXX
Packing type	1 st Code	Packing size code	2 nd Code	HSF Level	1 st Code	2 nd ~5 th Code
Tape and Ammunition Box (T/B)	A	N/A	0	Halogen free RoHS compliant	0	serial number
Tape and Reel (T/R)	R	7"	1	RoHS compliant	1	serial number
Bulk Packing (B/P)	B	13"	2			
Tube Packing (T/P)	T	26mm	X			
Tape and Reel (Right Oriented) (TRR)	S	52mm	Y			
Tape and Reel (Left Oriented) (TRL)	L	PANASERT T/B CATHODE UP (PBCU)	U			
FORMING	F	PANASERT T/B CATHODE DOWN (PBCD)	D			



MMBTA42

Disclaimer

- Reproducing and modifying information of the document is prohibited without permission from Panjit International Inc..
- Panjit International Inc. reserves the rights to make changes of the content herein the document anytime without notification. Please refer to our website for the latest document.
- Panjit International Inc. disclaims any and all liability arising out of the application or use of any product including damages incidentally and consequentially occurred.
- Panjit International Inc. does not assume any and all implied warranties, including warranties of fitness for particular purpose, non-infringement and merchantability.
- Applications shown on the herein document are examples of standard use and operation. Customers are responsible in comprehending the suitable use in particular applications. Panjit International Inc. makes no representation or warranty that such applications will be suitable for the specified use without further testing or modification.
- The products shown herein are not designed and authorized for equipments requiring high level of reliability or relating to human life and for any applications concerning life-saving or life-sustaining, such as medical instruments, transportation equipment, aerospace machinery et cetera. Customers using or selling these products for use in such applications do so at their own risk and agree to fully indemnify Panjit International Inc. for any damages resulting from such improper use or sale.
- Since Panjit uses lot number as the tracking base, please provide the lot number for tracking when complaining.

单击下面可查看定价，库存，交付和生命周期等信息

[>>Panjit\(强茂\)](#)