



BAW56E6

SURFACE MOUNT SWITCHING DIODES

Voltage 100 V **Power** 200 mW

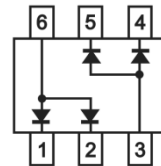

Features

- Fast switching speed.
- Very low leakage current
- Low capacitance
- Surface mount package Ideally Suited for Automatic insertion
- Lead free in compliance with EU RoHS 2.0
- Green molding compound as per IEC 61249 standard

Mechanical Data

- Case : SOT-563 Package
- Terminals : Solderable per MIL-STD-750, Method 2026
- Approx. Weight : 0.0026 grams

SOT-563



Maximum Ratings and Thermal Characteristics (T_A = 25°C unless otherwise noted)

PARAMETER	SYMBOL	LIMIT	UNITS
Reverse Voltage	V _R	100	V
Peak Reverse Voltage	V _{RM}	100	V
Maximum Average Forward Current	I _{F(AV)}	150	mA
Non-repetitive Peak forward current at T _J (init)=25°C	I _{FSM}	4	A
	tp = 1 us		
Power Dissipation	P _D	200	mW
Maximum Junction Capacitance	C _J	1.5	pF
Measured at 1 MHz And Applied V _R = 0 V			
Typical Thermal Resistance	R _{θJA} ⁽¹⁾	625	°C/W
Operating Junction Temperature Range	T _J	-55~150	°C
Storage Temperature Range	T _{STG}	-55~150	°C



BAW56E6

Electrical Characteristics ($T_A = 25^\circ\text{C}$ unless otherwise noted)

PARAMETER	SYMBOL	TEST CONDITION	MIN.	TYP.	MAX.	UNITS
Forward Voltage	V_F	$I_F = 1\text{ mA}, T_J = 25^\circ\text{C}$	-	-	0.715	V
		$I_F = 10\text{ mA}, T_J = 25^\circ\text{C}$	-	-	0.855	
		$I_F = 50\text{ mA}, T_J = 25^\circ\text{C}$	-	-	1	
		$I_F = 150\text{ mA}, T_J = 25^\circ\text{C}$	-	-	1.25	
Reverse Current	I_R	$V_R = 25\text{ V}, T_J = 25^\circ\text{C}$	-	-	0.03	uA
		$V_R = 100\text{ V}, T_J = 25^\circ\text{C}$	-	-	0.5	
Maximum Reverse Recovery Time	$T_{RR}^{(2)}$	---	-	-	4	ns

NOTES :

1. Mounted on a FR4, single-sided copper, with mini pad.
2. Test Condition : $I_F = 10\text{ mA}$ to $I_R = 10\text{ mA}$, Recovery to 1mA , $R_L = 100\ \Omega$.



BAW56E6

TYPICAL CHARACTERISTIC CURVES

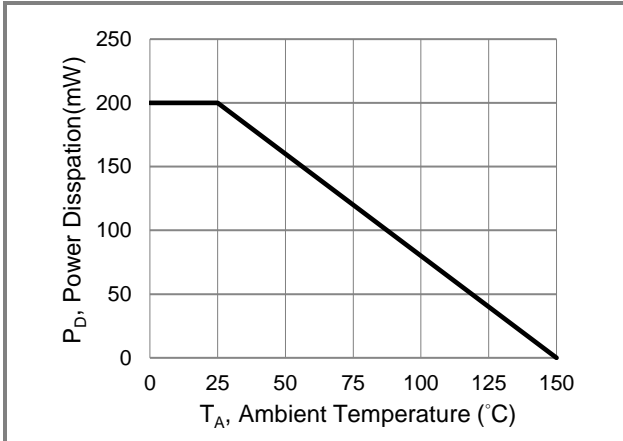


Fig.1 Power Derating Curve

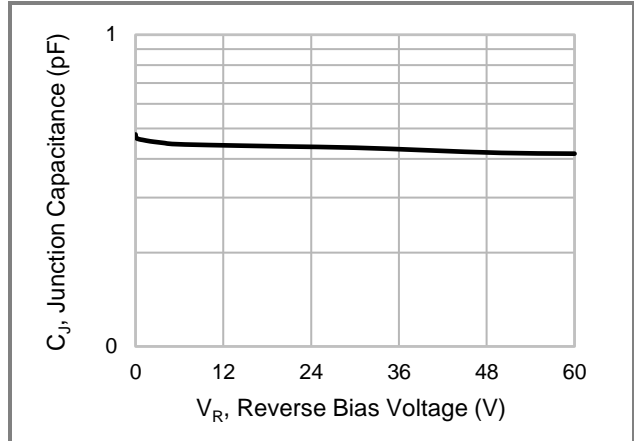


Fig.2 Typical Junction Capacitance

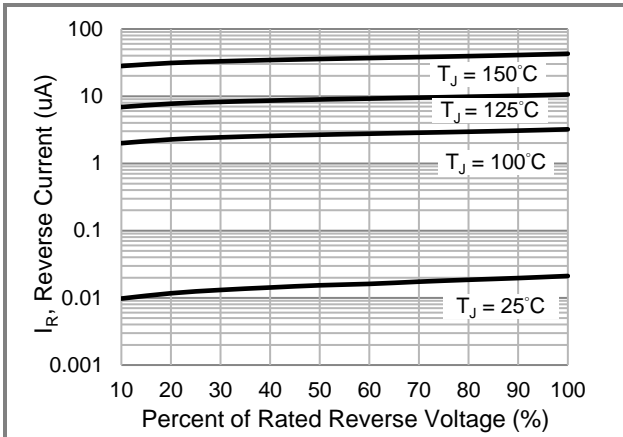


Fig.3 Typical Reverse Characteristics

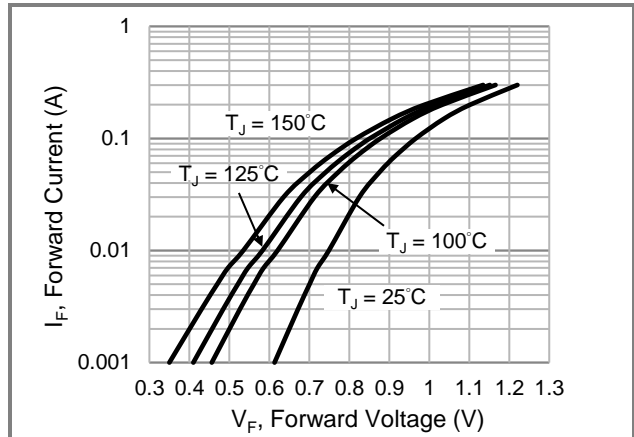


Fig.4 Typical Forward Characteristics

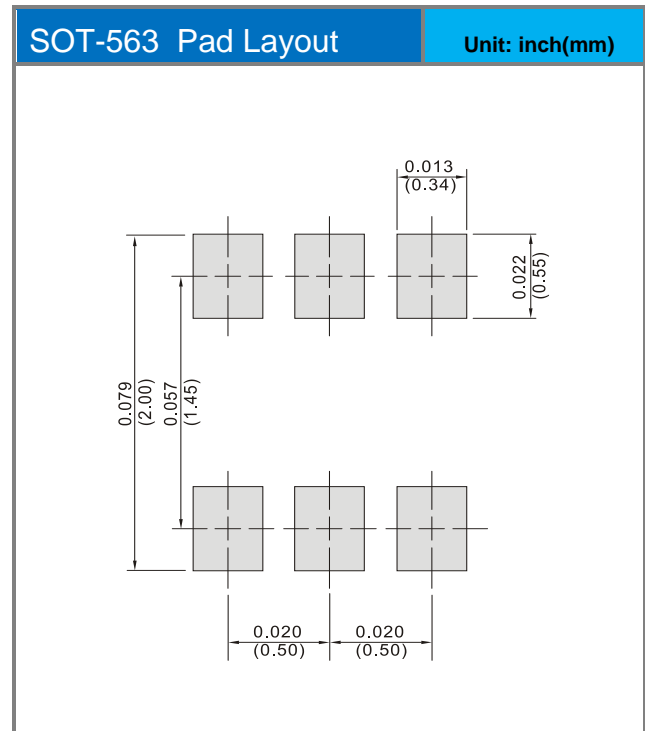
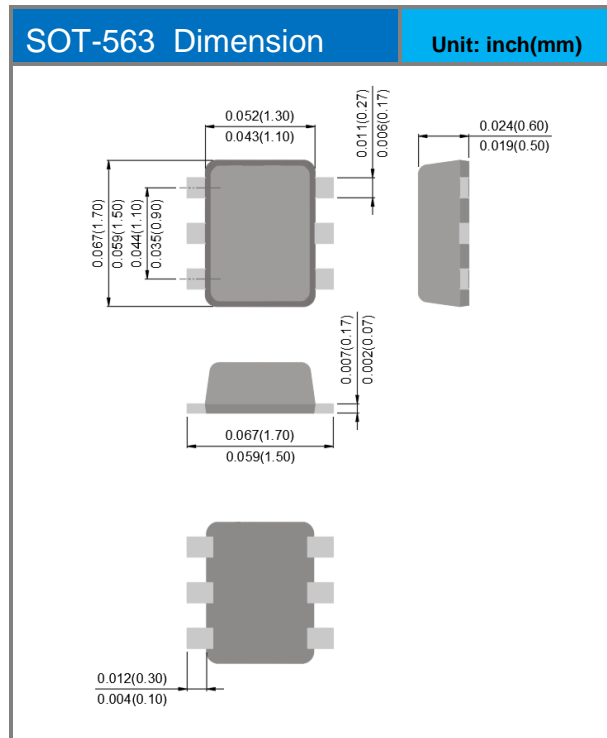


BAW56E6

Part No. Packing Code Version

Part No. Packing Code	Package Type	Packing Type	Marking	Version
BAW56E6_R1_00001	SOT-563	4K / 7" Reel	6E6	Halogen free RoHS compliant

Packaging Information & Mounting Pad Layout





BAW56E6

Disclaimer

- Reproducing and modifying information of the document is prohibited without permission from Panjit International Inc..
- Panjit International Inc. reserves the rights to make changes of the content herein the document anytime without notification. Please refer to our website for the latest document.
- Panjit International Inc. disclaims any and all liability arising out of the application or use of any product including damages incidentally and consequentially occurred.
- Panjit International Inc. does not assume any and all implied warranties, including warranties of fitness for particular purpose, non-infringement and merchantability.
- Applications shown on the herein document are examples of standard use and operation. Customers are responsible in comprehending the suitable use in particular applications. Panjit International Inc. makes no representation or warranty that such applications will be suitable for the specified use without further testing or modification.
- The products shown herein are not designed and authorized for equipments requiring high level of reliability or relating to human life and for any applications concerning life-saving or life-sustaining, such as medical instruments, transportation equipment, aerospace machinery et cetera. Customers using or selling these products for use in such applications do so at their own risk and agree to fully indemnify Panjit International Inc. for any damages resulting from such improper use or sale.
- Since Panjit uses lot number as the tracking base, please provide the lot number for tracking when complaining.

单击下面可查看定价，库存，交付和生命周期等信息

[>>Panjit\(强茂\)](#)