



TB1S~TB10S

MICRO SURFACE MOUNT GLASS PASSIVATED SINGLE-PHASE BRIDGE RECTIFIER

VOLTAGE 100~1000 Volts **CURRENT** 1.0 Ampers

TDI(MICRO DIP)

Unit : Inch(mm)



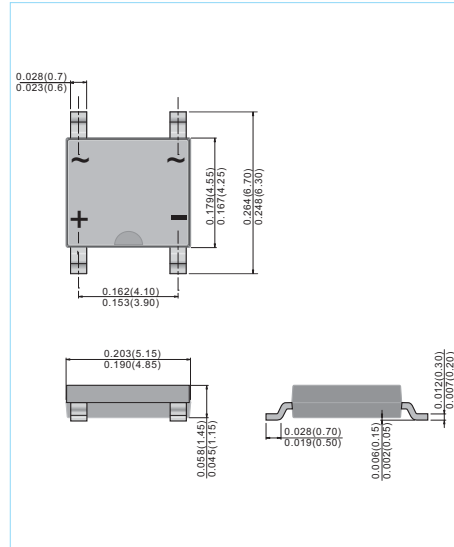
Recognized File #E139973

FEATURES

- Glass passivated chip junction
- Ideally Suited for Automatic Assembly
- Save space on printed circuit boards
- Body Thick Very Thin <1.5mm
- Low Forward Voltage Drop
- Surge Overload Rating to 30A peak
- In compliance with EU RoHS 2002/95/EC directives
- Plastic Material:UL Flammability Classification Rating 94V-0

MECHANICAL DATA

- Case : TDI, Plastic
- Terminals : Solderable per MIL-STD-750, Method 2026
- Polarity: As Marked on case
- Marking: Type number
- Weight: 0.090 grams (Approx.)



ABSOLUTE MAXIMUM RATINGS (If not specified $T_A=25^\circ\text{C}$)

PARAMETER	SYMBOL	CONDITIONS	TB1S	TB2S	TB4S	TB6S	TB8S	TB10S	UNIT
Maximum Recurrent Peak Reverse Voltage	V_{RRM}	-	100	200	400	600	800	1000	V
Maximum RMS Voltage	V_{RMS}	-	70	140	280	420	560	700	V
Maximum DC Blocking Voltage	V_{DC}	-	100	200	400	600	800	1000	V
Average Rectified Forward Current	I_o	60Hz sine wave, R-load, $T_A=25^\circ\text{C}$ On FR-4 P.C.B Board	1.0						A
Peak Surge Forward Current	I_{FSM}	60Hz sine wave, Non-repetitive 1 cycle peak value, $T_J=25^\circ\text{C}$	30						A
I^2t Rating for fusing ($t<8.3\text{ms}$)	I^2t	-	3.735						A^2S
Operating Junction Temperature	T_J	-	150						$^\circ\text{C}$
Storage Temperature	T_{STG}	-	-55 to +150						$^\circ\text{C}$

PAN JIT RESERVES THE RIGHT TO CHANGE THE SPECIFICATION ANY TIME WITHOUT NOTICE IN ORDER TO IMPROVE THE DESIGN AND SUPPLY THE BEST POSSIBLE PRODUCT.

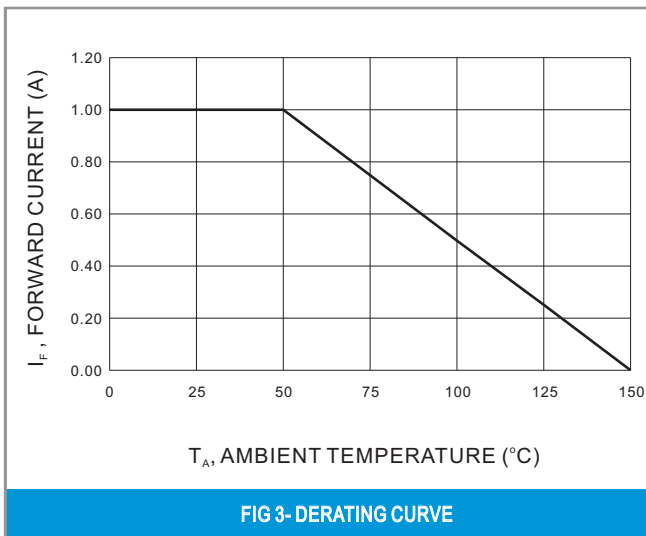
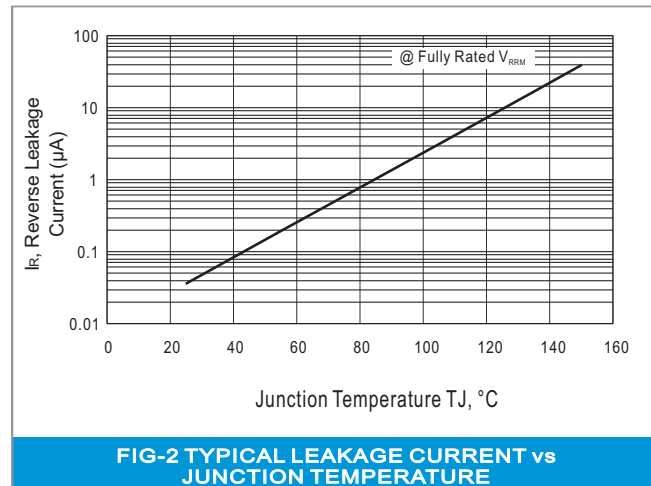
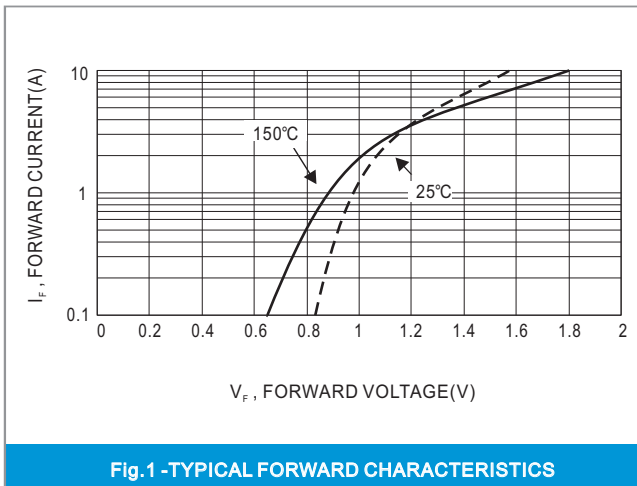


TB1S~TB10S

ELECTRICAL CHARACTERISTICS (If not specified $T_A=25^\circ\text{C}$)

PARAMETER	SYMBOL	CONDITIONS	MAX.	UNIT
Forward Voltage	V_F	$I_F=1\text{A}$, Pulse measurement, Rating of per diode	1.1	V
Reverse Current	I_R	At V_{RRM} , Pulse measurement, Rating of per diode	10	μA
Typical Junction capacitance	C_J	$V_R=4\text{V}$, $f=1\text{MHz}$	10	pF
Thermal Resistance	$R_{\theta JC}$	Junction to case	70	$^\circ\text{C/W}$
	$R_{\theta JA}$	Junction to ambient, On FR-4 P.C.B Board	95	

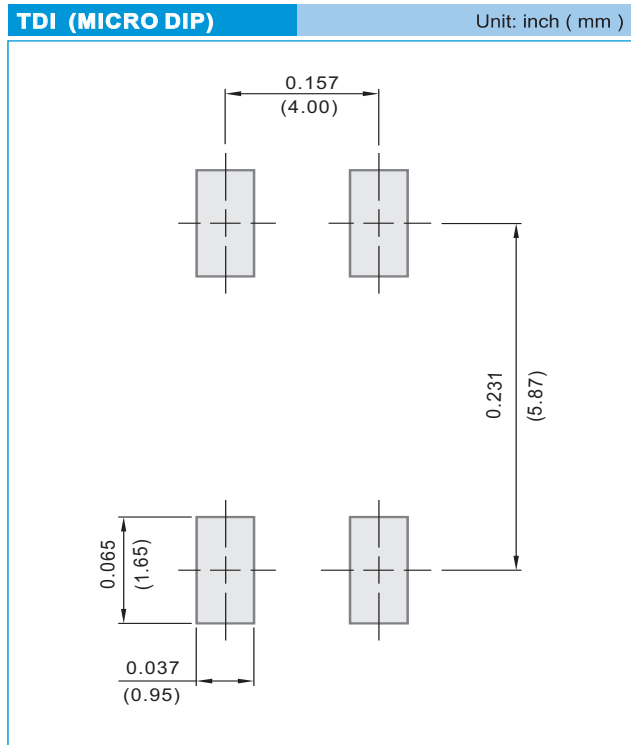
RATING AND CHARACTERISTIC CURVES





TB1S~TB10S

MOUNTING PAD LAYOUT



ORDER INFORMATION

- Packing information
 - T/R - 4K per 13" plastic Reel
 - T/R - 1K per 7" plastic Reel

LEGAL STATEMENT

Copyright PanJit International, Inc 2010

The information presented in this document is believed to be accurate and reliable. The specifications and information herein are subject to change without notice. Pan Jit makes no warranty, representation or guarantee regarding the suitability of its products for any particular purpose. Pan Jit products are not authorized for use in life support devices or systems. Pan Jit does not convey any license under its patent rights or rights of others.

单击下面可查看定价，库存，交付和生命周期等信息

[>>Panjit\(强茂\)](#)