



BZX84C2V4W SERIES

SURFACE MOUNT SILICON ZENER DIODES

VOLTAGE 2.4 to 75 Volt **POWER** 200 mWatt

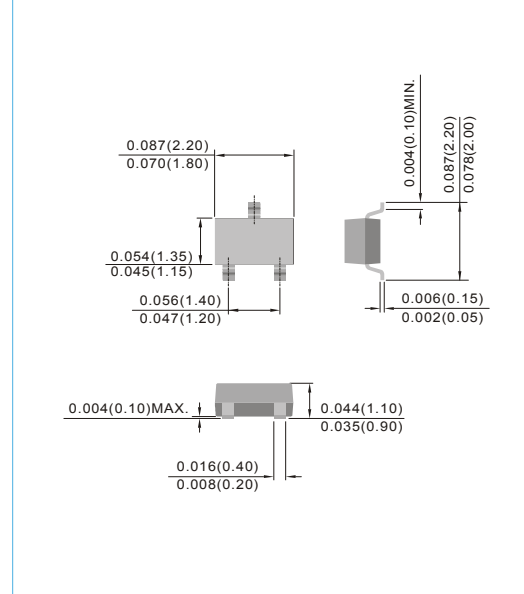
SOT-323 Unit : inch(mm)

FEATURES

- Planar Die construction
- 200mW Power Dissipation
- Ideally Suited for Automated Assembly Processes
- Lead free in compliance with EU RoHS 2011/65/EU directive
- Green molding compound as per IEC61249 Std. . (Halogen Free)

MECHANICAL DATA

- Case: SOT-323, Molded Plastic
- Terminals: Solderable per MIL-STD-750, Method 2026
- Polarity: See Diagram Below
- Approx. Weight: 0.0048 grams
- Mounting Position: Any

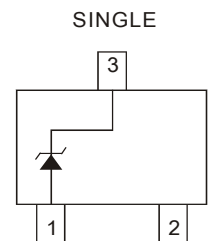


MAXIMUM RATINGS AND ELECTRICAL CHARACTERISTICS

PARAMETER	SYMBOL	VALUE	UNITS
Power Dissipation @ $T_A=25^{\circ}\text{C}$ (Note A)	P_D	200	mW
Operating Junction and Storage Temperature Range	T_J	-55 to +150	$^{\circ}\text{C}$

NOTES:

A. Mounted on 5.0mm²(.013mm thick) land areas.





BZX84C2V4W SERIES

Part Number	Nominal Zener Voltage			Max. Zener Impedance				Max Reverse Leakage Current		Marking Code
	V _Z @ I _{ZT}			Z _{ZT} @ I _{ZT}		Z _{ZK} @ I _{ZK}		I _R @ V _R		
	Nom. V	Min. V	Max. V	Ω	mA	Ω	mA	μA	V	
200 mWatts Zener Diodes										
BZX84C2V4W	2.4	2.28	2.52	100	5.0	600	1.00	50	1.0	W1
BZX84C2V7W	2.7	2.57	2.84	100	5.0	600	1.00	20	1.0	W2
BZX84C3W	3.0	2.85	3.15	95	5.0	600	1.00	10	1.0	W3
BZX84C3V3W	3.3	3.14	3.47	95	5.0	600	1.00	5.0	1.0	W4
BZX84C3V6W	3.6	3.42	3.78	90	5.0	600	1.00	5.0	1.0	W5
BZX84C3V9W	3.9	3.71	4.10	90	5.0	600	1.00	3.0	1.0	W6
BZX84C4V3W	4.3	4.09	4.52	90	5.0	600	1.00	3.0	1.0	W7
BZX84C4V7W	4.7	4.47	4.94	80	5.0	500	1.00	3.0	2.0	W8
BZX84C5V1W	5.1	4.85	5.36	60	5.0	480	1.00	2.0	2.0	W9
BZX84C5V6W	5.6	5.32	5.88	40	5.0	400	1.00	1.0	2.0	WA
BZX84C6V2W	6.2	5.89	6.51	10	5.0	150	1.00	3.0	4.0	WB
BZX84C6V8W	6.8	6.46	7.14	15	5.0	80	1.00	2.0	4.0	WC
BZX84C7V5W	7.5	7.13	7.88	15	5.0	80	1.00	1.0	5.0	WD
BZX84C8V2W	8.2	7.79	8.61	15	5.0	80	1.00	0.7	5.0	WE
BZX84C8V7W	8.7	8.27	9.14	15	5.0	100	1.00	0.7	5.0	87C
BZX84C9V1W	9.1	8.65	9.56	15	5.0	100	1.00	0.5	6.0	WF
BZX84C10W	10	9.50	10.50	20	5.0	150	1.00	0.2	7.0	WG
BZX84C11W	11	10.45	11.55	20	5.0	150	1.00	0.1	8.0	WH
BZX84C12W	12	11.40	12.60	25	5.0	150	1.00	0.1	8.0	WI
BZX84C13W	13	12.35	13.65	30	5.0	170	1.00	0.1	8.0	WK
BZX84C14W	14	13.30	14.70	30	5.0	170	1.00	0.1	10.0	WJ
BZX84C15W	15	14.25	15.75	30	5.0	200	1.00	0.1	10.5	WL
BZX84C16W	16	15.20	16.80	40	5.0	200	1.00	0.1	11.2	WM
BZX84C17W	17	16.15	17.85	40	5.0	200	1.00	0.1	12.2	17C
BZX84C18W	18	17.10	18.90	45	5.0	225	1.00	0.1	12.6	WN
BZX84C20W	20	19.00	21.00	55	5.0	225	1.00	0.1	14.0	WO
BZX84C22W	22	20.90	23.10	55	5.0	250	1.00	0.1	15.4	WP
BZX84C24W	24	22.80	25.20	70	5.0	250	1.00	0.1	16.8	WR
BZX84C27W	27	25.65	28.35	80	5.0	300	1.00	0.1	18.9	WS
BZX84C28W	28	26.60	29.40	80	5.0	300	1.00	0.1	20.50	28C
BZX84C30W	30	28.50	31.50	80	5.0	300	1.00	0.1	21.00	WT
BZX84C33W	33	31.35	34.65	80	5.0	325	1.00	0.1	23.10	WU
BZX84C36W	36	34.20	37.80	90	5.0	350	1.00	0.1	25.20	WW
BZX84C39W	39	37.05	40.95	130	5.0	350	1.00	0.1	27.30	WX
BZX84C43W	43	40.85	45.15	150	5.0	375	1.00	0.1	30.10	WY
BZX84C47W	47	44.65	49.35	170	5.0	375	1.00	0.1	32.90	WZ
BZX84C51W	51	48.45	53.55	100	5.0	400	1.00	0.1	38.00	XA
BZX84C56W	56	53.20	58.80	135	2.5	1000	1.00	0.1	42.00	X2
BZX84C62W	62	58.90	65.10	150	2.5	1000	1.00	0.1	46.00	X3
BZX84C68W	68	64.60	71.40	200	2.5	1000	1.00	0.1	51.00	X4
BZX84C75W	75	71.25	78.75	250	2.5	1000	1.00	0.1	56.00	X5



BZX84C2V4W SERIES

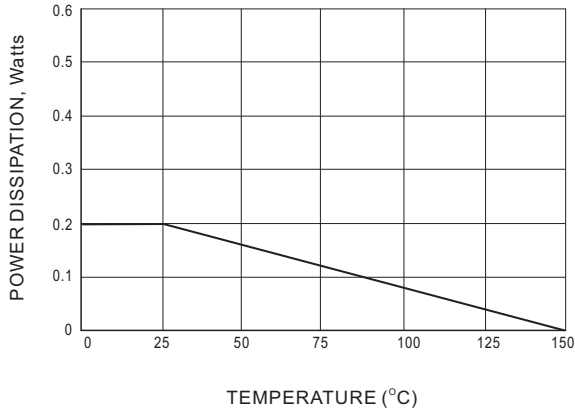


Fig.1 STEADY STATE POWER DERATING

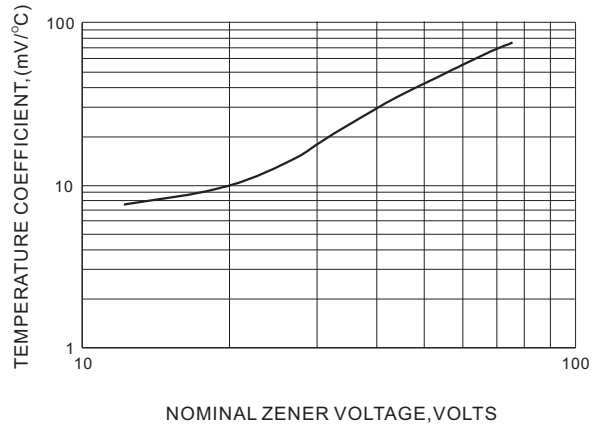


Fig.2 TEMPERATURE COEFFICIENTS

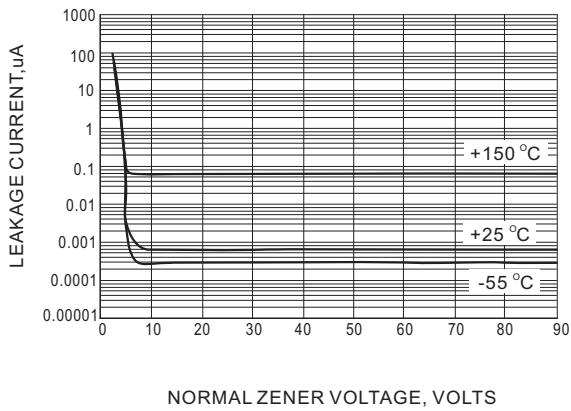


Fig.3 TYPICAL LEAKAGE CURRENT

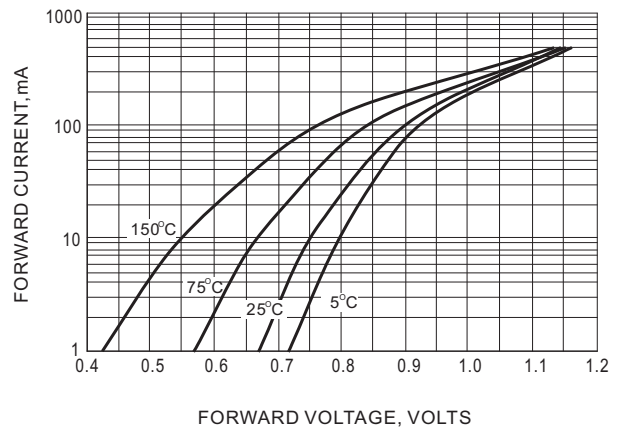
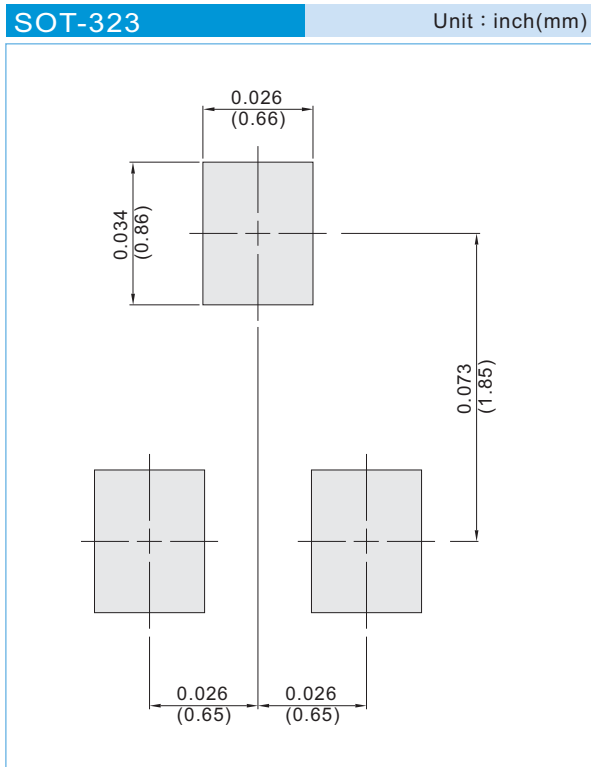


Fig.4 TYPICAL FORWARD VOLTAGE



BZX84C2V4W SERIES

MOUNTING PAD LAYOUT



ORDER INFORMATION

- Packing information
T/R - 12K per 13" plastic Reel
T/R - 3K per 7" plastic Reel



BZX84C2V4W SERIES

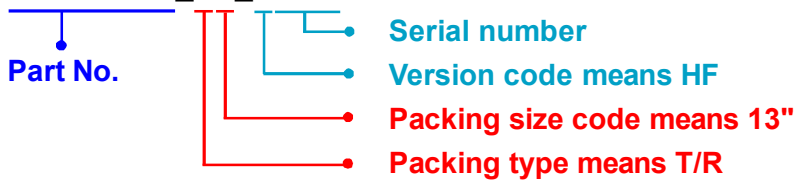
Part No_packing code_Version

BZX84C2V4W_R1_00001

BZX84C2V4W_R2_00001

For example :

RB500V-40_R2_00001



Packing Code XX				Version Code XXXXX		
Packing type	1 st Code	Packing size code	2 nd Code	HF or RoHS	1 st Code	2 nd ~5 th Code
Tape and Ammunition Box (T/B)	A	N/A	0	HF	0	serial number
Tape and Reel (T/R)	R	7"	1	RoHS	1	serial number
Bulk Packing (B/P)	B	13"	2			
Tube Packing (T/P)	T	26mm	X			
Tape and Reel (Right Oriented) (TRR)	S	52mm	Y			
Tape and Reel (Left Oriented) (TRL)	L	PANASERT T/B CATHODE UP (PBCU)	U			
FORMING	F	PANASERT T/B CATHODE DOWN (PBCD)	D			



BZX84C2V4W SERIES

Disclaimer

- Reproducing and modifying information of the document is prohibited without permission from Panjit International Inc..
- Panjit International Inc. reserves the rights to make changes of the content herein the document anytime without notification. Please refer to our website for the latest document.
- Panjit International Inc. disclaims any and all liability arising out of the application or use of any product including damages incidentally and consequentially occurred.
- Panjit International Inc. does not assume any and all implied warranties, including warranties of fitness for particular purpose, non-infringement and merchantability.
- Applications shown on the herein document are examples of standard use and operation. Customers are responsible in comprehending the suitable use in particular applications. Panjit International Inc. makes no representation or warranty that such applications will be suitable for the specified use without further testing or modification.
- The products shown herein are not designed and authorized for equipments requiring high level of reliability or relating to human life and for any applications concerning life-saving or life-sustaining, such as medical instruments, transportation equipment, aerospace machinery et cetera. Customers using or selling these products for use in such applications do so at their own risk and agree to fully indemnify Panjit International Inc. for any damages resulting from such improper use or sale.
- Since Panjit uses lot number as the tracking base, please provide the lot number for tracking when complaining.

单击下面可查看定价，库存，交付和生命周期等信息

[>>Panjit\(强茂\)](#)