



# MBR1640DC~MBR16200DC

## D<sup>2</sup>PAK SURFACE SCHOTTKY BARRIER RECTIFIERS

**VOLTAGE** 40 to 200 Volt    **CURRENT** 16 Ampere

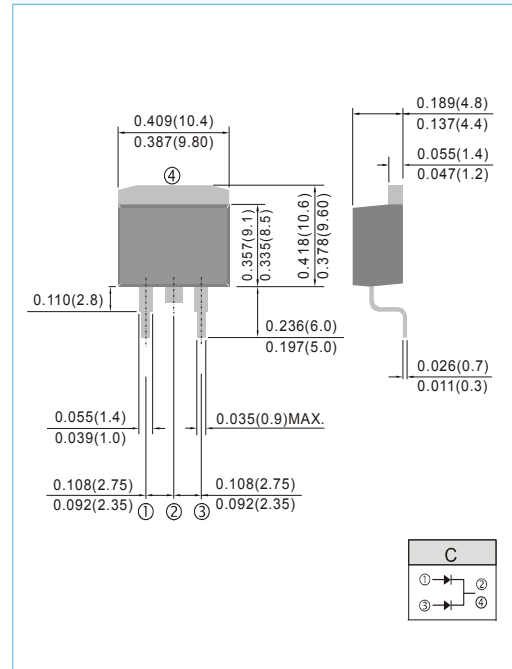
**TO-263 / D<sup>2</sup>PAK**    Unit : inch(mm)

### FEATURES

- Plastic package has Underwriters Laboratory Flammability Classification 94V-O utilizing Flame Retardant Epoxy Molding Compound.
- Low power loss, high efficiency.
- Low forward voltage, high current capability
- High surge capacity.
- For use in low voltage,high frequency inverters free wheeling , and polarity protection applications.
- Lead free in compliance with EU RoHS 2.0
- Green molding compound as per IEC 61249 standard

### MECHANICAL DATA

- Case: D<sup>2</sup>PAK/TO-263 molded plastic package
- Terminals: Lead solderable per MIL-STD-750, Method 2026
- Polarity: As marked.
- Weight: 0.049 ounces, 1.38 grams



### MAXIMUM RATINGS

Ratings at 25°C ambient temperature unless otherwise specified. Single phase, half wave, 60 Hz, resistive or inductive load. For capacitive load, derate current by 20%

PARAMETER	SYMBOL	MBR1640DC	MBR1645DC	MBR1650DC	MBR1660DC	MBR1680DC	MBR1690DC	MBR16100DC	MBR16150DC	MBR16200DC	UNITS	
Maximum Recurrent Peak Reverse Voltage	$V_{RRM}$	40	45	50	60	80	90	100	150	200	V	
Maximum RMS Voltage	$V_{RMS}$	28	31.5	35	42	56	63	70	105	140	V	
Maximum DC Blocking Voltage	$V_{DC}$	40	45	50	60	80	90	100	150	200	V	
Maximum Average Forward (See Figure 1)	$I_{F(AV)}$	16									A	
Peak Forward Surge Current : 8.3ms single half sine-wave superimposed on rated load	$I_{FSM}$	150									A	
Maximum Forward Voltage at 8.0A per leg	$V_F$	0.70		0.75		0.80			0.90		V	
Maximum DC Reverse Current at Rated DC Blocking Voltage $T_J=25^{\circ}C$ $T_J=100^{\circ}C$	$I_R$						0.05				20	mA
Typical Thermal Resistance	$R_{\theta JC}$						2.0					$^{\circ}C / W$
Operating Junction and Storage Temperature Range	$T_J, T_{STG}$	-55 to +150									-65 to +175	$^{\circ}C$



# MBR1640DC~MBR16200DC

## RATING AND CHARACTERISTIC CURVES

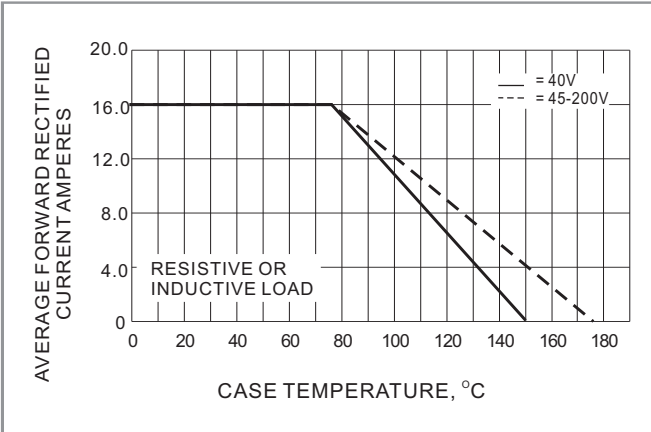


Fig.1 FORWARD CURRENT DERATING CURVE

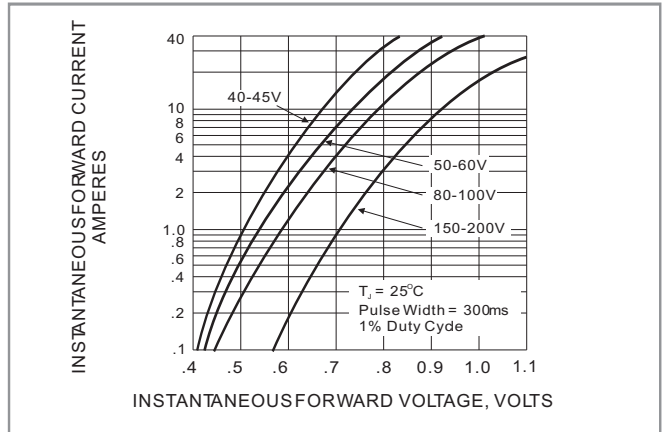


Fig.2 TYPICAL INSTANTANEOUS FORWARD CHARACTERISTICS

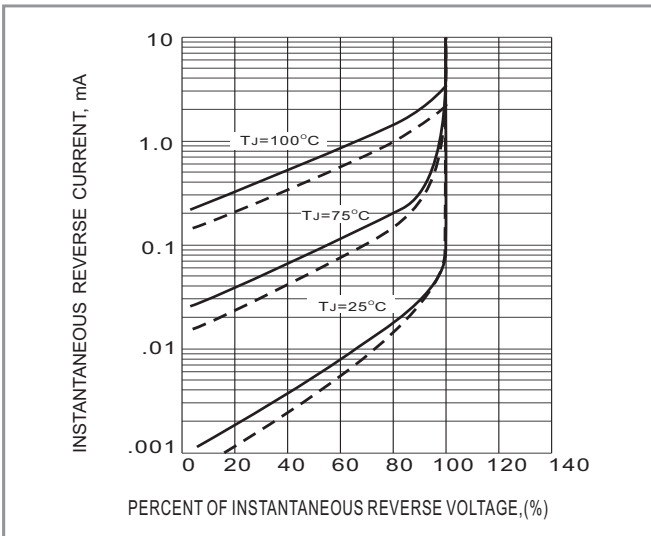


Fig.3 TYPICAL REVERSE CHARACTERISTICS

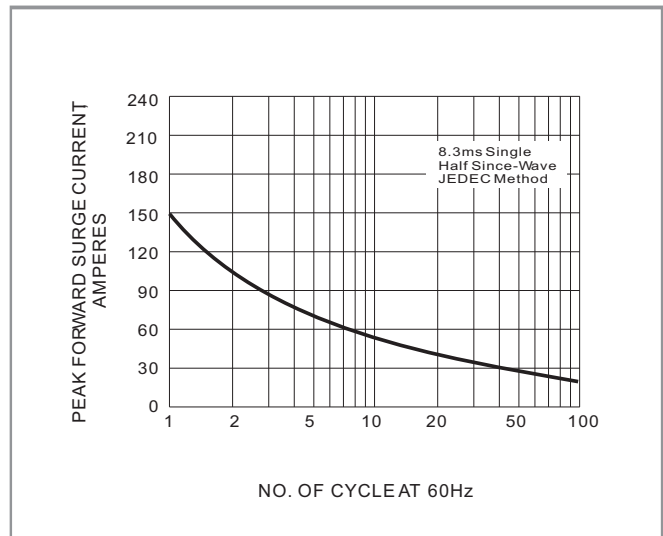


Fig.4 MAXIMUM NON-REPETITIVE SURGE CURRENT

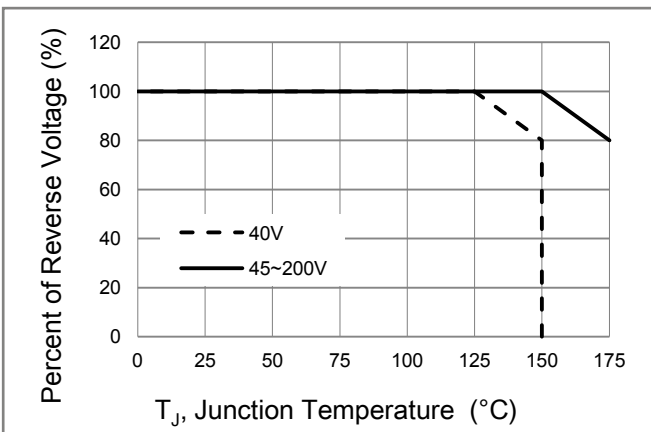


Fig.5 Operating Temperature Derating Curve

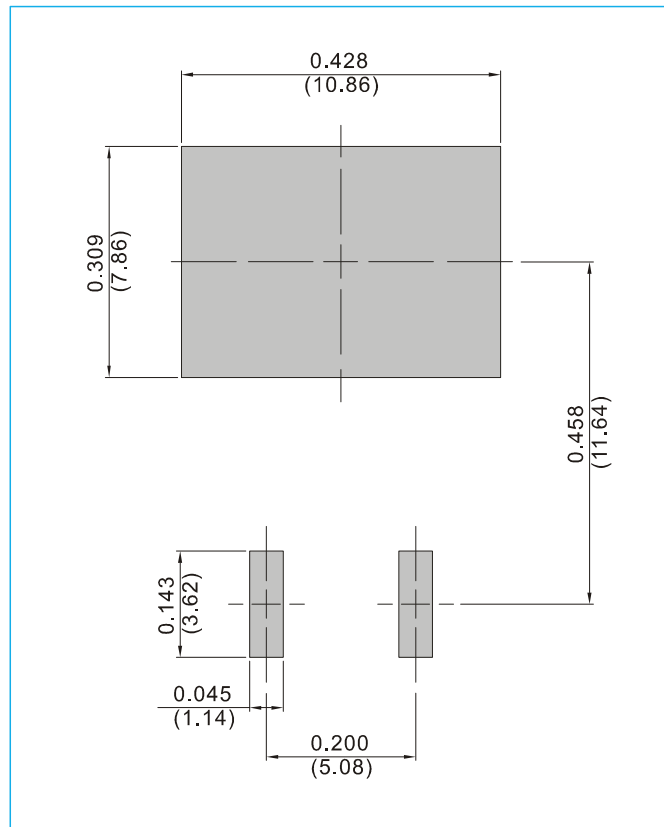


## MBR1640DC~MBR16200DC

### MOUNTING PAD LAYOUT

TO-263 / D<sup>2</sup>PAK

Unit : inch(mm)



### ORDER INFORMATION

- Packing information

T/R - 0.8K per 13" plastic Reel



## MBR1640DC~MBR16200DC

Part No\_packing code\_Version

MBR1640DC\_R2\_00001

For example :

RB500V-40\_R2\_00001



Packing type	Packing Code <b>XX</b>			Version Code <b>XXXXX</b>		
	1 <sup>st</sup> Code	Packing size code	2 <sup>nd</sup> Code	HF or RoHS	1 <sup>st</sup> Code	2 <sup>nd</sup> ~5 <sup>th</sup> Code
Tape and Ammunition Box (T/B)	<b>A</b>	N/A	<b>0</b>	<b>HF</b>	<b>0</b>	serial number
Tape and Reel (T/R)	<b>R</b>	7"	<b>1</b>	<b>RoHS</b>	<b>1</b>	serial number
Bulk Packing (B/P)	<b>B</b>	13"	<b>2</b>			
Tube Packing (T/P)	<b>T</b>	26mm	<b>X</b>			
Tape and Reel (Right Oriented) (TRR)	<b>S</b>	52mm	<b>Y</b>			
Tape and Reel (Left Oriented) (TRL)	<b>L</b>	PANASERT T/B CATHODE UP (PBCU)	<b>U</b>			
FORMING	<b>F</b>	PANASERT T/B CATHODE DOWN (PBCD)	<b>D</b>			



## MBR1640DC~MBR16200DC

---

### Disclaimer

- Reproducing and modifying information of the document is prohibited without permission from Panjit International Inc..
- Panjit International Inc. reserves the rights to make changes of the content herein the document anytime without notification. Please refer to our website for the latest document.
- Panjit International Inc. disclaims any and all liability arising out of the application or use of any product including damages incidentally and consequentially occurred.
- Panjit International Inc. does not assume any and all implied warranties, including warranties of fitness for particular purpose, non-infringement and merchantability.
- Applications shown on the herein document are examples of standard use and operation. Customers are responsible in comprehending the suitable use in particular applications. Panjit International Inc. makes no representation or warranty that such applications will be suitable for the specified use without further testing or modification.
- The products shown herein are not designed and authorized for equipments requiring high level of reliability or relating to human life and for any applications concerning life-saving or life-sustaining, such as medical instruments, transportation equipment, aerospace machinery et cetera. Customers using or selling these products for use in such applications do so at their own risk and agree to fully indemnify Panjit International Inc. for any damages resulting from such improper use or sale.
- Since Panjit uses lot number as the tracking base, please provide the lot number for tracking when complaining.

单击下面可查看定价，库存，交付和生命周期等信息

[>>Panjit\(强茂\)](#)