



# 1N4148W-AU

## SURFACE MOUNT SWITCHING DIODES

**VOLTAGE** 100 Volt **POWER** 410mWatt

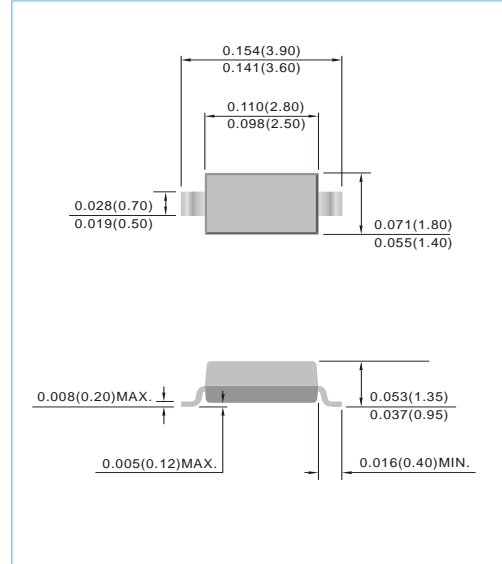
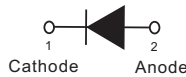
**SOD-123** Unit : inch(mm)

### FEATURES

- Fast switching Speed.
- Electrically Identical to Stander JEDEC
- High Conductance
- Surface Mount Package Ideally Suited for Automatic Insertion.
- AEC-Q101 qualified
- Lead free in compliance with EU RoHS2.0 (2011/65/EU & 2015/865/EU directive)
- Green molding compound as per IEC61249 Std. . (Halogen Free)

### MECHANICAL DATA

- Case: SOD-123 plastic case.
- Terminals: Solderable per MIL-STD-750, Method 2026
- Approx. Weight: 0.0003 ounce, 0.0103 gram
- Marking Code: A2



### MAXIMUM RATINGS AND ELECTRICAL CHARACTERISTICS (T<sub>J</sub>=25°C unless otherwise noted)

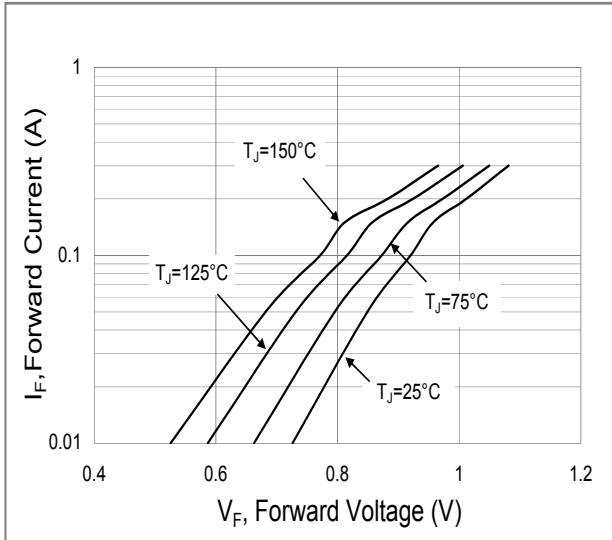
PARAMETER	SYMBOL	VALUE	UNITS
Reverse Voltage	V <sub>R</sub>	75	V
Peak Reverse Voltage	V <sub>RM</sub>	100	V
RMS Voltage	V <sub>RMS</sub>	50	V
Maximum DC Blocking Voltage	V <sub>DC</sub>	75	V
Maximum Average Forward Current at T <sub>A</sub> =25°C	I <sub>F(AV)</sub>	200	mA
Peak Forward Surge Current, 0.001ms	I <sub>FSM</sub>	4	A
Power Dissipation Derate Above 25°C	P <sub>TOT</sub>	410	mW
Maximum Forward Voltage	V <sub>F</sub>	0.715@1mA 0.855@10mA 1@50mA 1.25@150mA	V
Maximum DC Reverse Current at Rated DC Blocking Voltage T <sub>J</sub> = 25°C	I <sub>R</sub>	0.025@20V 2.5@75V	µA
Junction Capacitance (Notes 1)	C <sub>J</sub>	1.5	pF
Maximum Reverse Recovery Time (Notes 2)	t <sub>rr</sub>	4	ns
Typical Thermal Resistance (Notes 3)	R <sub>θJA</sub> R <sub>θJC</sub> R <sub>θJL</sub>	450 257 329	°C / W
Operating and Storage Temperature Range	T <sub>J</sub> , T <sub>STG</sub>	-55 to +150	°C

**NOTE :**

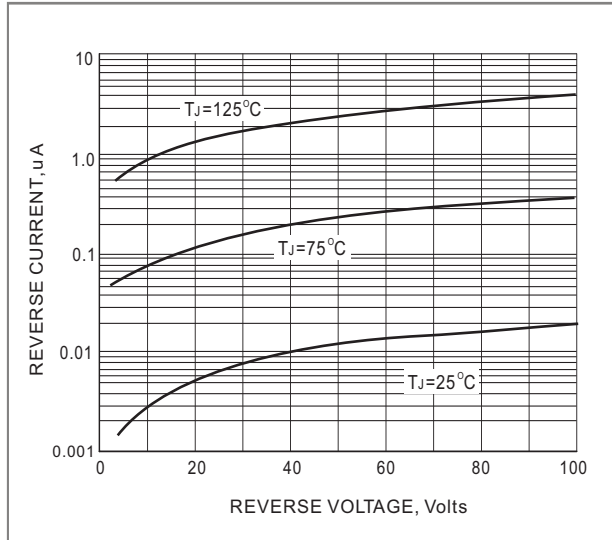
- 1.CJ at V<sub>R</sub>=0, f=1MHZ
- 2.From I<sub>F</sub>=10mA to I<sub>R</sub>=1mA, V<sub>R</sub>=6Volts, R<sub>L</sub>=100Ω
- 3.Mounted on a FR4 PCB, single-sided copper, with 100cm<sup>2</sup> copper pad area.



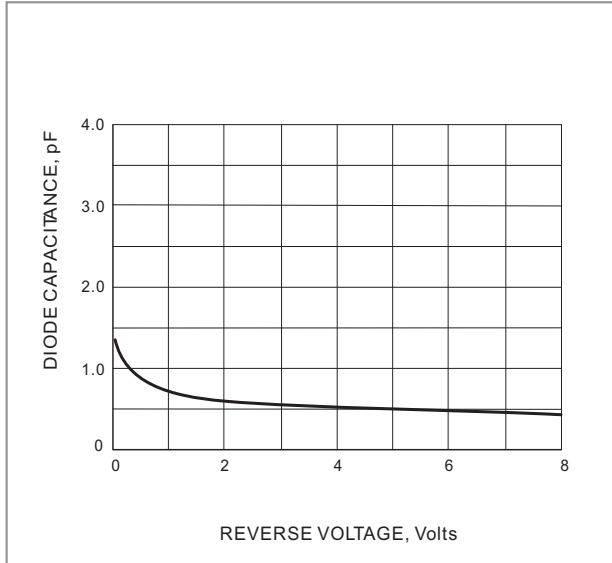
**1N4148W-AU**



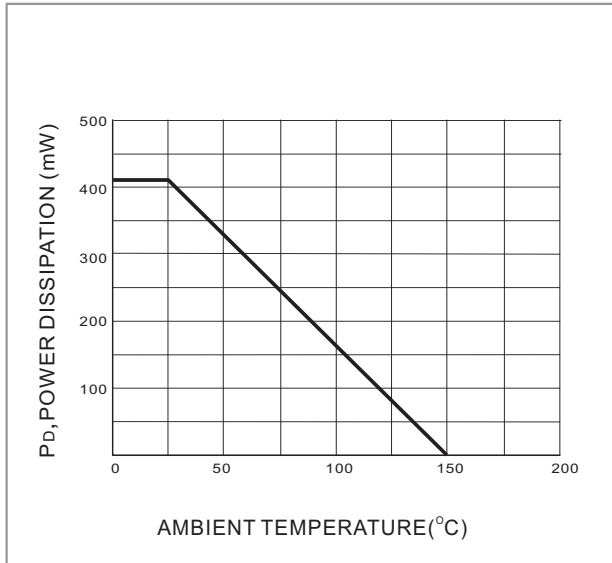
**Fig.1 Typical Forward Characteristics**



**FIG. 2 TYPICAL REVERSE CHARACTERISTICS**



**FIG. 3 TYPICAL JUNCTION CAPACITANCE**

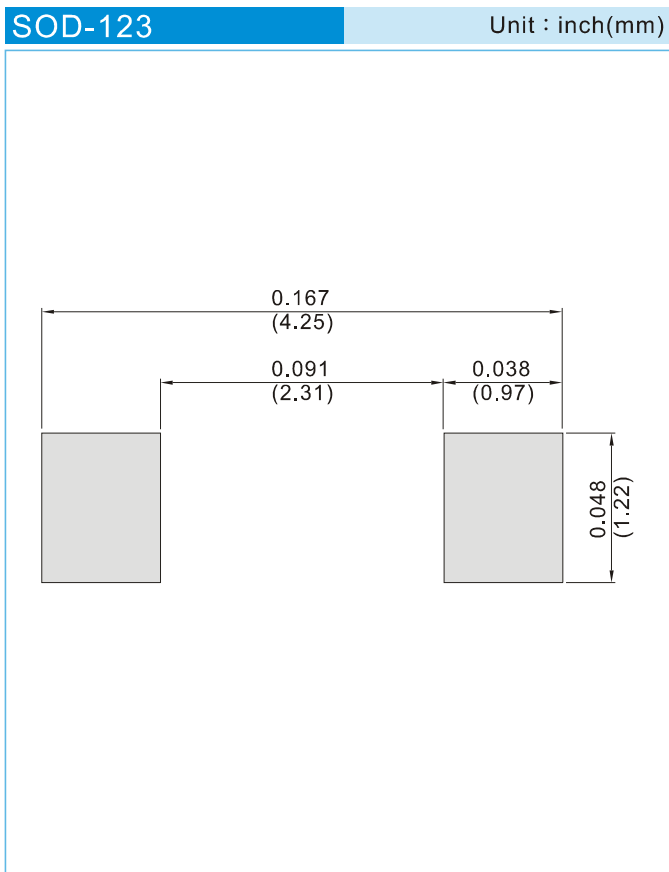


**FIG. 4 POWER DERATING CURVE**



# 1N4148W-AU

## MOUNTING PAD LAYOUT



## ORDER INFORMATION

- Packing information  
T/R - 10K per 13" plastic Reel  
T/R - 3K per 7" plastic Reel



# 1N4148W-AU

## Part No\_packing code\_Version

1N4148W-AU\_R1\_000A1

1N4148W-AU\_R2\_000A1

For example :

**RB500V-40 R2 00001**



Packing Code <b>XX</b>				Version Code <b>XXXXXX</b>		
Packing type	1 <sup>st</sup> Code	Packing size code	2 <sup>nd</sup> Code	HF or RoHS	1 <sup>st</sup> Code	2 <sup>nd</sup> ~5 <sup>th</sup> Code
Tape and Ammunition Box (T/B)	<b>A</b>	N/A	<b>0</b>	HF	<b>0</b>	serial number
Tape and Reel (T/R)	<b>R</b>	7"	<b>1</b>	RoHS	<b>1</b>	serial number
Bulk Packing (B/P)	<b>B</b>	13"	<b>2</b>			
Tube Packing (T/P)	<b>T</b>	26mm	<b>X</b>			
Tape and Reel (Right Oriented) (TRR)	<b>S</b>	52mm	<b>Y</b>			
Tape and Reel (Left Oriented) (TRL)	<b>L</b>	PANASERT T/B CATHODE UP (PBCU)	<b>U</b>			
FORMING	<b>F</b>	PANASERT T/B CATHODE DOWN (PBCD)	<b>D</b>			



## 1N4148W-AU

### Disclaimer

- Reproducing and modifying information of the document is prohibited without permission from Panjit International Inc..
- Panjit International Inc. reserves the rights to make changes of the content herein the document anytime without notification. Please refer to our website for the latest document.
- Panjit International Inc. disclaims any and all liability arising out of the application or use of any product including damages incidentally and consequentially occurred.
- Panjit International Inc. does not assume any and all implied warranties, including warranties of fitness for particular purpose, non-infringement and merchantability.
- Applications shown on the herein document are examples of standard use and operation. Customers are responsible in comprehending the suitable use in particular applications. Panjit International Inc. makes no representation or warranty that such applications will be suitable for the specified use without further testing or modification.
- The products shown herein are not designed and authorized for equipments relating to human life and for any applications concerning life-saving or life-sustaining, such as medical instruments, aerospace machinery et cetera. Customers using or selling these products for use in such applications do so at their own risk and agree to fully indemnify Panjit International Inc. for any damages resulting from such improper use or sale.
- Since Panjit uses lot number as the tracking base, please provide the lot number for tracking when complaining.

单击下面可查看定价，库存，交付和生命周期等信息

[>>Panjit\(强茂\)](#)