



# MMSZ5221B-AU~MMSZ5262B-AU

## SURFACE MOUNT SILICON ZENER DIODES

**VOLTAGE** 2.4 to 51 Volt    **POWER** 500 mWatt

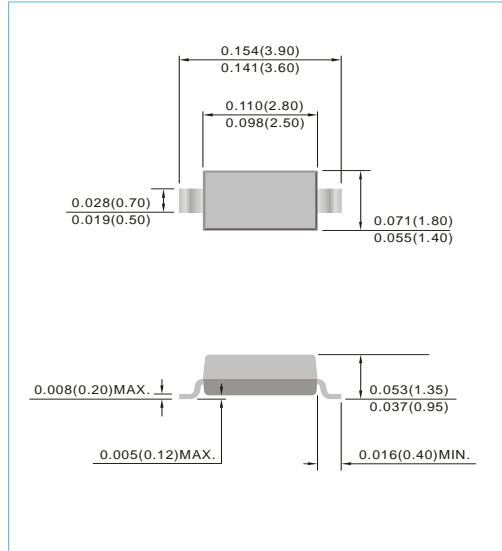
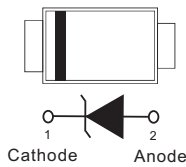
**SOD-123**    Unit : inch(mm)

### FEATURES

- Planar Die construction
- 500mW Power Dissipation
- Ideally Suited for Automated Assembly Processes
- Acquire quality system certificate : TS16949
- AEC-Q101 qualified
- Lead free in compliance with EU RoHS 2011/65/EU directive
- Green molding compound as per IEC61249 Std. . (Halogen Free)

### MECHANICAL DATA

- Case: SOD-123, Molded Plastic
- Terminals: Solderable per MIL-STD-750, Method 2026
- Approx. Weight: 0.0003 ounces, 0.0103 grams



## MAXIMUM RATINGS AND ELECTRICAL CHARACTERISTICS

Parameter	Symbol	Value	Units
Total Power Dissipation (Notes A)	P <sub>D</sub>	500	mW
Typical Thermal Resistance (Notes B) (Notes A)	R <sub>θJA</sub>	430 325	°C/W
Operating Junction and Storage Temperature Range	T <sub>J</sub>	-55 to +150	°C

NOTES : A. Mounted on 100cm<sup>2</sup>(1mm thick) copper areas.  
B. Mounted on a FR4 PCB, single-sided copper, mini pad.

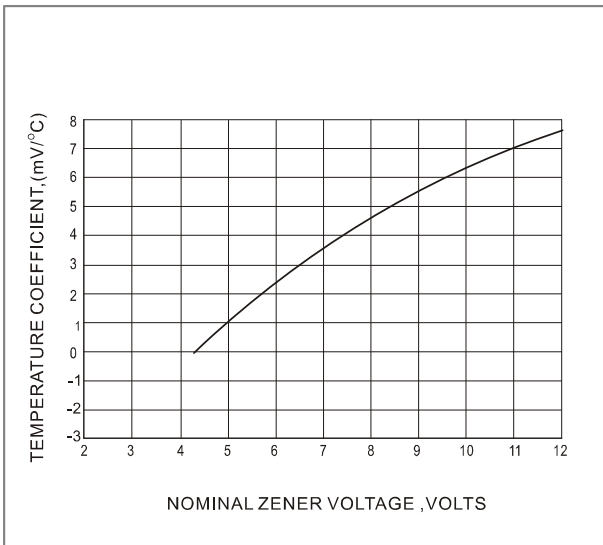


## MMSZ5221B-AU~MMSZ5262B-AU

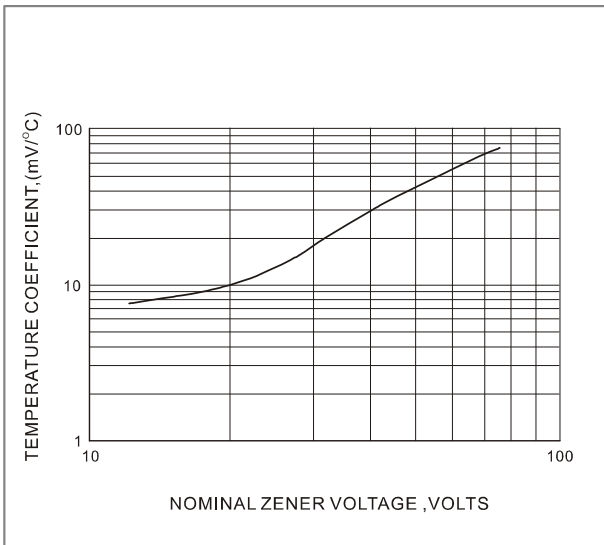
Part Number	Nominal Zener Voltage			Max. Zener Impedance				Max Reverse Leakage Current		Marking Code
	V <sub>Z</sub> @ I <sub>ZT</sub>			Z <sub>TT</sub> @ I <sub>ZT</sub>		Z <sub>ZK</sub> @ I <sub>ZK</sub>		I <sub>R</sub> @ V <sub>R</sub>		
	Nom. V	Min. V	Max. V	Ω	mA	Ω	mA	μA	V	
500 mW Zener Diodes										
MMSZ5221B-AU	2.4	2.28	2.52	30	20	1200	0.25	100	1	C1
MMSZ5222B-AU	2.5	2.38	2.63	30	20	1250	0.25	100	1	C2
MMSZ5223B-AU	2.7	2.57	2.84	30	20	1300	0.25	75	1	C3
MMSZ5224B-AU	2.8	2.66	2.94	30	20	1400	0.25	75	1	C4
MMSZ5225B-AU	3	2.85	3.15	30	20	1600	0.25	50	1	C5
MMSZ5226B-AU	3.3	3.14	3.47	28	20	1600	0.25	25	1	D1
MMSZ5227B-AU	3.6	3.42	3.78	24	20	1700	0.25	15	1	D2
MMSZ5228B-AU	3.9	3.71	4.1	23	20	1900	0.25	10	1	D3
MMSZ5229B-AU	4.3	4.09	4.52	22	20	2000	0.25	5	1	D4
MMSZ5230B-AU	4.7	4.47	4.94	19	20	1900	0.25	5	2	D5
MMSZ5231B-AU	5.1	4.85	5.36	17	20	1600	0.25	5	2	E1
MMSZ5232B-AU	5.6	5.32	5.88	11	20	1600	0.25	5	3	E2
MMSZ5233B-AU	6.0	5.70	6.30	7	20	1600	0.25	5	3.5	E3
MMSZ5234B-AU	6.2	5.89	6.51	7	20	1000	0.25	5	4	E4
MMSZ5235B-AU	6.8	6.46	7.14	5	20	750	0.25	3	5	E5
MMSZ5236B-AU	7.5	7.13	7.88	6	20	500	0.25	3	6	F1
MMSZ5237B-AU	8.2	7.79	8.61	8	20	500	0.25	3	6	F2
MMSZ5238B-AU	8.7	8.27	9.14	8	20	600	0.25	3	6.5	F3
MMSZ5239B-AU	9.1	8.65	9.56	10	20	600	0.25	3	6.5	F4
MMSZ5240B-AU	10	9.5	10.5	17	20	600	0.25	3	8	F5
MMSZ5241B-AU	11	10.45	11.55	22	20	600	0.25	2	8.4	H1
MMSZ5242B-AU	12	11.4	12.6	30	20	600	0.25	1	9.1	H2
MMSZ5243B-AU	13	12.35	13.65	13	9.5	600	0.25	0.5	9.9	H3
MMSZ5244B-AU	14	13.3	14.7	15	9	600	0.25	0.1	10.5	H4
MMSZ5245B-AU	15	14.25	15.75	16	8.5	600	0.25	0.1	11	H5
MMSZ5246B-AU	16	15.2	16.8	17	7.8	600	0.25	0.1	12	J1
MMSZ5247B-AU	17	16.15	17.85	19	7.5	600	0.25	0.1	13	J2
MMSZ5248B-AU	18	17.1	18.9	21	7	600	0.25	0.1	14	J3
MMSZ5249B-AU	19	18.05	19.95	23	6.6	600	0.25	0.1	14	J4
MMSZ5250B-AU	20	19	21	25	6.2	600	0.25	0.1	15	J5
MMSZ5251B-AU	22	20.9	23.1	29	5.6	600	0.25	0.1	17	K1
MMSZ5252B-AU	24	22.8	25.2	33	5.2	600	0.25	0.1	18	K2
MMSZ5253B-AU	25	23.75	26.25	35	5.0	600	0.25	0.1	19	K3
MMSZ5254B-AU	27	25.65	28.35	41	5	600	0.25	0.1	21	K4
MMSZ5255B-AU	28	26.6	29.4	44	4.5	600	0.25	0.1	21	K5
MMSZ5256B-AU	30	28.5	31.5	49	4.2	600	0.25	0.1	23	M1
MMSZ5257B-AU	33	31.35	34.65	58	3.8	700	0.25	0.1	25	M2
MMSZ5258B-AU	36	34.2	37.8	70	3.4	700	0.25	0.1	27	M3
MMSZ5259B-AU	39	37.05	40.95	80	3.2	800	0.25	0.1	30	M4
MMSZ5260B-AU	43	40.85	45.15	93	3	900	0.25	0.1	33	M5
MMSZ5261B-AU	47	44.65	49.35	105	2.7	1000	0.25	0.1	36	N1
MMSZ5262B-AU	51	48.45	53.55	125	2.5	1100	0.25	0.1	39	N2



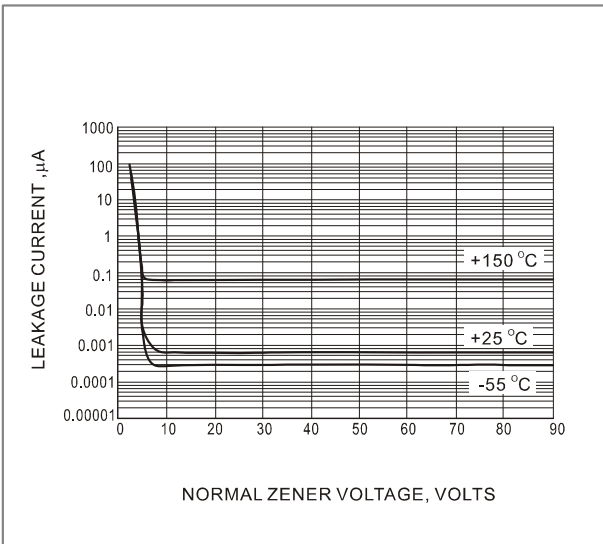
# MMSZ5221B-AU~MMSZ5262B-AU



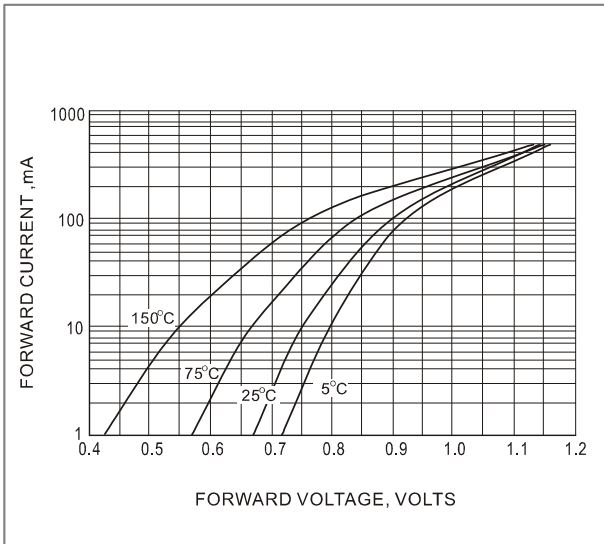
**Fig.1 TEMPERATURE COEFFICIENTS**



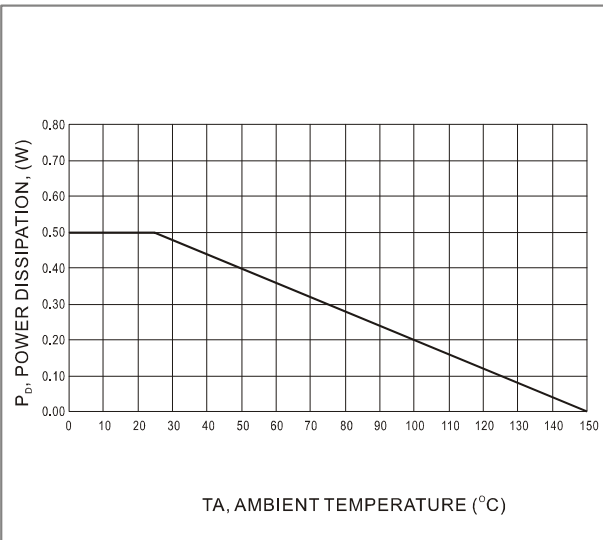
**Fig.2 TEMPERATURE COEFFICIENTS**



**Fig.3 TYPICAL LEAKAGE CURRENT**



**Fig.4 TYPICAL FORWARD VOLTAGE**

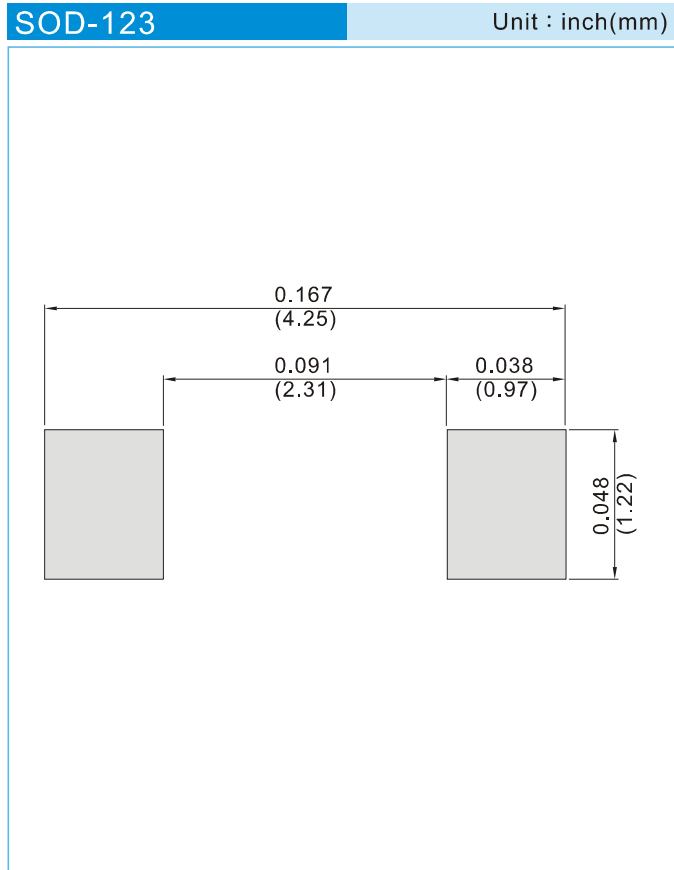


**Fig.5 POWER DERATING CURVE**



## MMSZ5221B-AU~MMSZ5262B-AU

### MOUNTING PAD LAYOUT



### ORDER INFORMATION

- Packing information  
T/R - 10K per 13" plastic Reel  
T/R - 3K per 7" plastic Reel



## MMSZ5221B-AU~MMSZ5262B-AU

### Part No\_packing code\_Version

MMSZ5221B-AU\_R1\_000A1

MMSZ5221B-AU\_R2\_000A1

For example :

RB500V-40\_R2\_00001



Packing type	Packing Code <b>XX</b>			Version Code <b>XXXXX</b>		
	1 <sup>st</sup> Code	Packing size code	2 <sup>nd</sup> Code	HF or RoHS	1 <sup>st</sup> Code	2 <sup>nd</sup> -5 <sup>th</sup> Code
Tape and Ammunition Box (T/B)	<b>A</b>	N/A	<b>0</b>	<b>HF</b>	<b>0</b>	serial number
Tape and Reel (T/R)	<b>R</b>	7"	<b>1</b>	<b>RoHS</b>	<b>1</b>	serial number
Bulk Packing (B/P)	<b>B</b>	13"	<b>2</b>			
Tube Packing (T/P)	<b>T</b>	26mm	<b>X</b>			
Tape and Reel (Right Oriented) (TRR)	<b>S</b>	52mm	<b>Y</b>			
Tape and Reel (Left Oriented) (TRL)	<b>L</b>	PANASERT T/B CATHODE UP (PBCU)	<b>U</b>			
FORMING	<b>F</b>	PANASERT T/B CATHODE DOWN (PBCD)	<b>D</b>			



## MMSZ5221B-AU~MMSZ5262B-AU

---

### Disclaimer

- Reproducing and modifying information of the document is prohibited without permission from Panjit International Inc..
- Panjit International Inc. reserves the rights to make changes of the content herein the document anytime without notification. Please refer to our website for the latest document.
- Panjit International Inc. disclaims any and all liability arising out of the application or use of any product including damages incidentally and consequentially occurred.
- Panjit International Inc. does not assume any and all implied warranties, including warranties of fitness for particular purpose, non-infringement and merchantability.
- Applications shown on the herein document are examples of standard use and operation. Customers are responsible in comprehending the suitable use in particular applications. Panjit International Inc. makes no representation or warranty that such applications will be suitable for the specified use without further testing or modification.
- The products shown herein are not designed and authorized for equipments relating to human life and for any applications concerning life-saving or life-sustaining, such as medical instruments, aerospace machinery et cetera. Customers using or selling these products for use in such applications do so at their own risk and agree to fully indemnify Panjit International Inc. for any damages resulting from such improper use or sale.
- Since Panjit uses lot number as the tracking base, please provide the lot number for tracking when complaining.

单击下面可查看定价，库存，交付和生命周期等信息

[>>Panjit\(强茂\)](#)