



# 1SS417TM

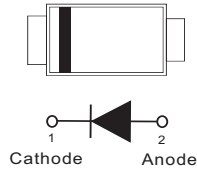
## SURFACE MOUNT SCHOTTKY BARRIER

### FEATURES

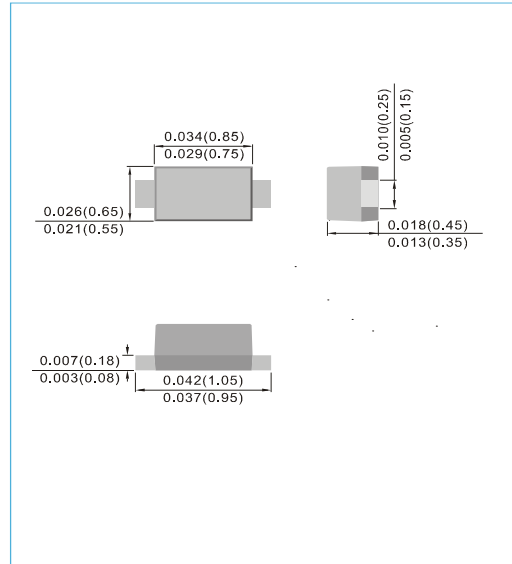
- Small package
- Low forward voltage :  $V_F(3)=0.56V(\text{typ.})$
- Low reverse current :  $I_R=5\mu A(\text{Max.})$
- Lead free in compliance with EU RoHS 2011/65/EU directive
- Green molding compound as per IEC61249 Std. . (Halogen Free)

### MECHANICAL DATA

- Case : SOD-923, Plastic
- Terminals : Solderable per MIL-STD-750, Method 2026
- Approx. Weight : 0.00002 ounces, 0.0004 grams
- Marking : 4



**SOD-923** Unit : inch(mm)



### MAXIMUM RATINGS (TA=25°C)

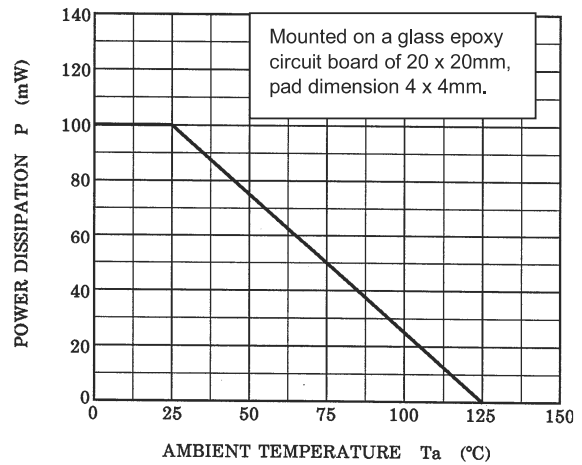
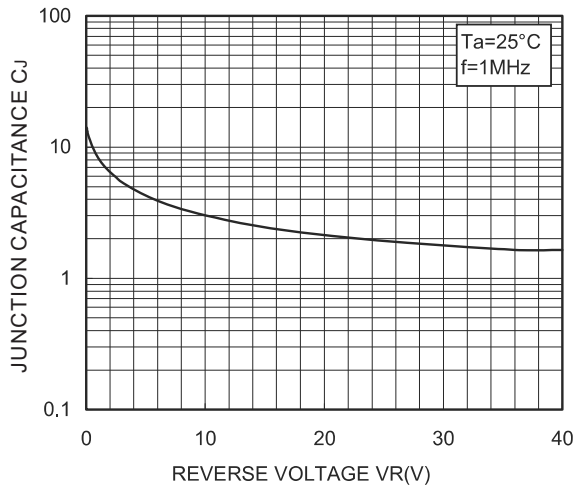
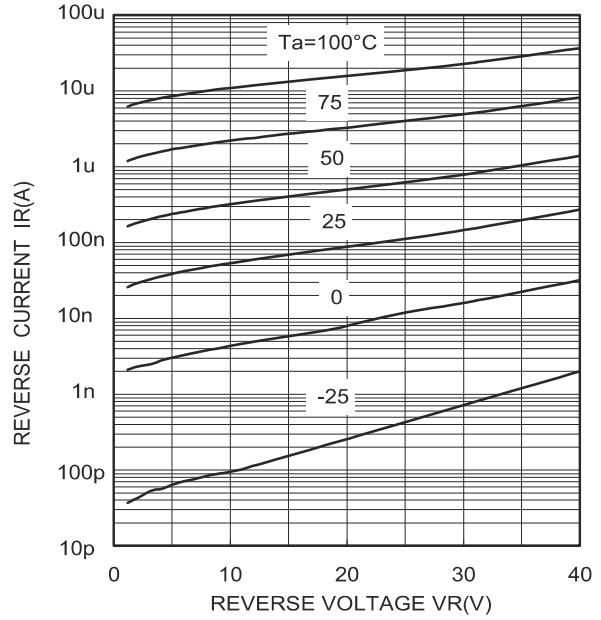
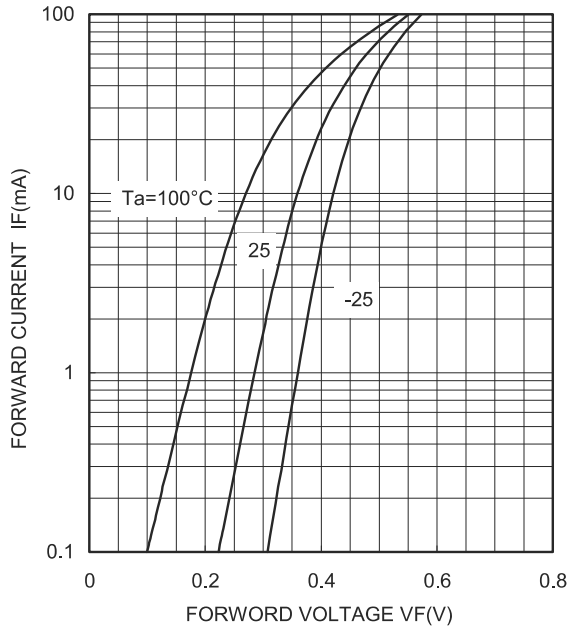
CHARACTERISTIC	SYMBOL	RATING	UNIT
Maximum (Peak) Reverse Voltage	$V_{RM}$	45	V
Reverse Voltage	$V_R$	40	V
Maximum (Peak) Forward Current	$I_{FSM}$	200	mA
Average Forward Current	$I_O$	100	mA
Surge Current (10ms)	$I_{FSM}$	1	A
Power dissipation	P	100	mW
Operating Junction and Storage Temperature Range	$T_J, T_{STG}$	-55 to + 125	°C

### ELECTRICAL CHARACTERISTICS (TA=25°C)

CHARACTERISTIC	SYMBOL	TEST CONDITIONS	MIN	TYP	MAX	UNIT
Forward Voltage	$V_{F1}$	$I_F = 1\text{mA}$	-	0.28	-	V
	$V_{F2}$	$I_F = 10\text{mA}$	-	0.36	-	
	$V_{F3}$	$I_F = 50\text{mA}$	-	0.56	0.62	
Reverse Current	$I_R$	$V_R = 40V$	-	-	5	$\mu A$
Junction Capacitance	$C_J$	$V_R = 0, f=1\text{MHz}$	-	15	-	pF



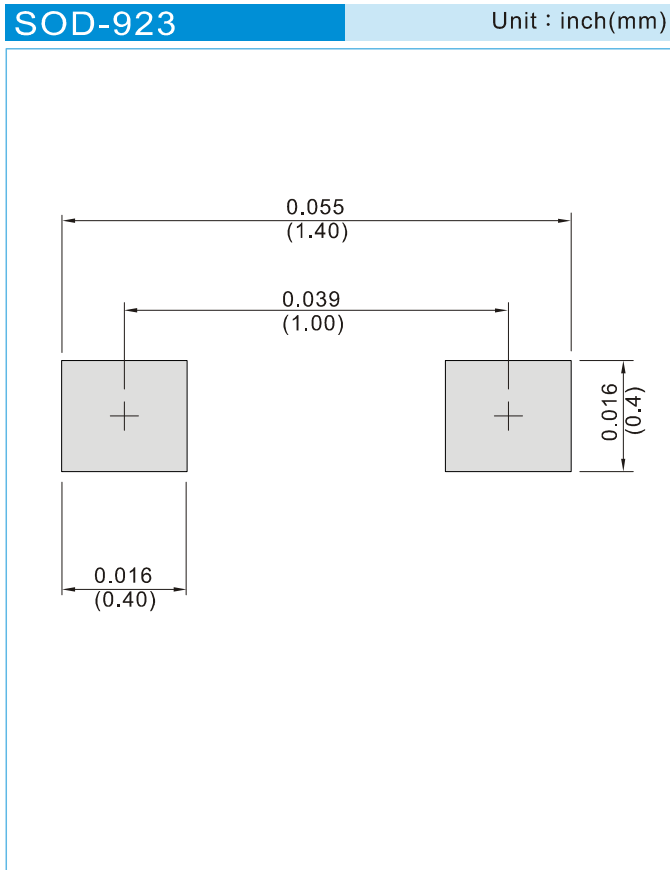
# 1SS417TM





# 1SS417TM

## MOUNTING PAD LAYOUT



## ORDER INFORMATION

- Packing information  
T/R - 8K per 7" plastic Reel



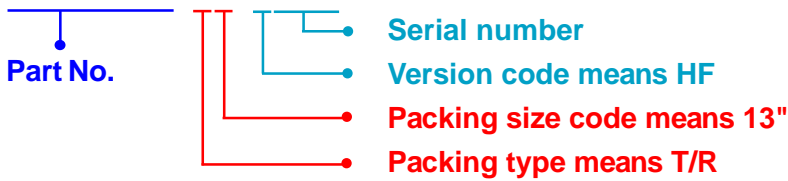
# 1SS417TM

## Part No\_packing code\_Version

1SS417TM\_R1\_00001

For example :

**RB500V-40\_R2\_00001**



Packing Code <b>XX</b>				Version Code <b>XXXXXX</b>		
Packing type	1 <sup>st</sup> Code	Packing size code	2 <sup>nd</sup> Code	HF or RoHS	1 <sup>st</sup> Code	2 <sup>nd</sup> ~5 <sup>th</sup> Code
Tape and Ammunition Box (T/B)	<b>A</b>	N/A	<b>0</b>	<b>HF</b>	<b>0</b>	serial number
Tape and Reel (T/R)	<b>R</b>	7"	<b>1</b>	<b>RoHS</b>	<b>1</b>	serial number
Bulk Packing (B/P)	<b>B</b>	13"	<b>2</b>			
Tube Packing (T/P)	<b>T</b>	26mm	<b>X</b>			
Tape and Reel (Right Oriented) (TRR)	<b>S</b>	52mm	<b>Y</b>			
Tape and Reel (Left Oriented) (TRL)	<b>L</b>	PANASERT T/B CATHODE UP (PBCU)	<b>U</b>			
FORMING	<b>F</b>	PANASERT T/B CATHODE DOWN (PBCD)	<b>D</b>			



## 1SS417TM

---

### Disclaimer

- Reproducing and modifying information of the document is prohibited without permission from Panjit International Inc..
- Panjit International Inc. reserves the rights to make changes of the content herein the document anytime without notification. Please refer to our website for the latest document.
- Panjit International Inc. disclaims any and all liability arising out of the application or use of any product including damages incidentally and consequentially occurred.
- Panjit International Inc. does not assume any and all implied warranties, including warranties of fitness for particular purpose, non-infringement and merchantability.
- Applications shown on the herein document are examples of standard use and operation. Customers are responsible in comprehending the suitable use in particular applications. Panjit International Inc. makes no representation or warranty that such applications will be suitable for the specified use without further testing or modification.
- The products shown herein are not designed and authorized for equipments requiring high level of reliability or relating to human life and for any applications concerning life-saving or life-sustaining, such as medical instruments, transportation equipment, aerospace machinery et cetera. Customers using or selling these products for use in such applications do so at their own risk and agree to fully indemnify Panjit International Inc. for any damages resulting from such improper use or sale.
- Since Panjit uses lot number as the tracking base, please provide the lot number for tracking when complaining.

单击下面可查看定价，库存，交付和生命周期等信息

[>>Panjit\(强茂\)](#)