



SBA120CH / SBA130CH / SBA140CH

EXTREME LOW VF SCHOTTKY RECTIFIER

Voltage	20-40 V	Current	1 A
---------	---------	---------	-----

Features

- Ultra low forward voltage drop, low power loss
- Fast switching speed
- Surface mount package
- Lead free in compliance with EU RoHS 2.0
- Green molding compound as per IEC 61249 standard

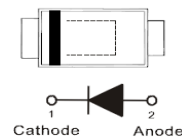

Applications

- Low voltage rectification
- Reverse polarity protection
- Low power consumption applications

Mechanical Data

- Case: Molded plastic, SOD-323HE
- Terminals: Solderable per MIL-STD-750, Method 2026
- Approx. Weight: 0.0002 ounces, 0.005 grams

SOD-323HE



Maximum Ratings ($T_A = 25^\circ\text{C}$ unless otherwise noted)

PARAMETER	SYMBOL	SBA120CH	SBA130CH	SBA140CH	UNIT
Maximum repetitive peak reverse voltage	V_{RRM}	20	30	40	V
Maximum rms voltage	V_{RMS}	14	21	28	V
Maximum dc blocking voltage	V_R	20	30	40	V
Maximum average forward rectified current	$I_{F(AV)}$	1			A
Peak forward surge current : 8.3ms single half sine-wave Superimposed on rated load	I_{FSM}	10			A
Typical thermal resistance	$R_{\theta JC}^{(1)}$	50			$^\circ\text{C/W}$
	$R_{\theta JA}^{(2)}$	300			
Operating junction temperature range	T_J	-55 to +150			$^\circ\text{C}$
Storage temperature range	T_{STG}	-55 to +150			$^\circ\text{C}$

Electrical Characteristics

PARAMETER	SYMBOL	TEST CONDITION	SBA120CH		SBA130CH		SBA140CH		UNIT								
			TYP.	MAX.	TYP.	MAX.	TYP.	MAX.									
Forward voltage	V_F	$I_F = 10\text{mA}$	0.22	-	0.22	-	0.23	-	V								
		$I_F = 0.5\text{A}$								0.35	-	0.36	-	0.39			
		$I_F = 1\text{A}$													0.45	0.47	0.51
		$T_J = 125^\circ\text{C}$	0.09	-	0.1	-	0.1	-		V							
Reverse current	$I_R^{(3)}$	$V_R = 10\text{V}$	7.5	-	5.9	-	3.6	-	μA								
		$V_R = 20\text{V}$								-	100	10	-	4.2			
		$V_R = 30\text{V}$													-	100	6.1
		$V_R = 40\text{V}$															
		$T_J = 125^\circ\text{C}$	3.2	-	2.2	-	1.2	-		mA							
		$V_R = 30\text{V}$	-	-	3.9	-	1.7	-									
		$V_R = 40\text{V}$	-	-	-	-	2.3	-									

Note : 1. Mounted on a FR4 PCB, single-sided copper, with 100cm² copper pad area.

2. Mounted on a FR4 PCB, single-sided copper, mini pad.

3. Short duration pulse test used to minimize self-heating effect.



SBA120CH / SBA130CH / SBA140CH

TYPICAL CHARACTERISTIC CURVES

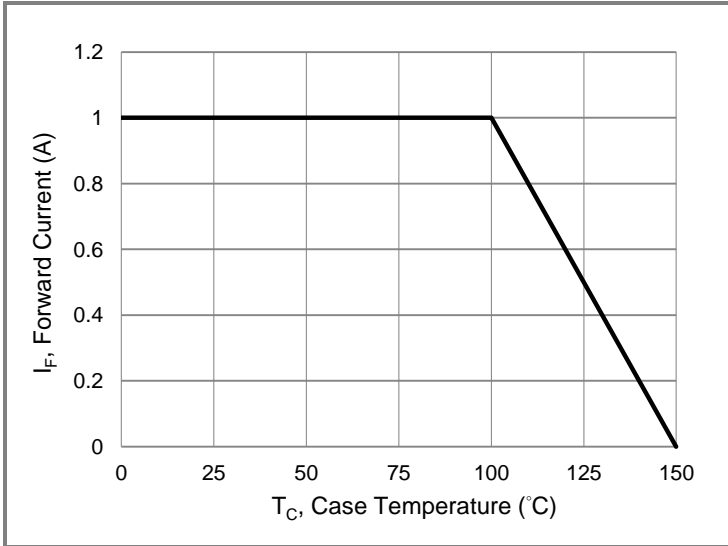


Fig.1 Forward Current Derating Curve

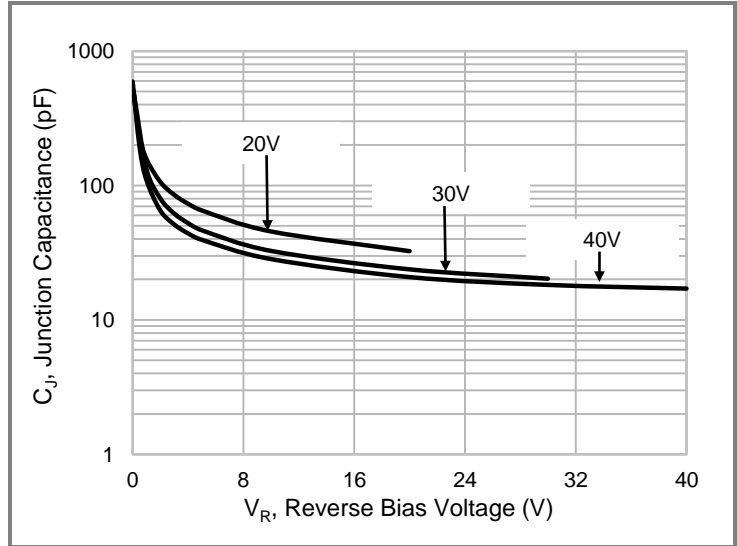


Fig. 2 Typical Junction Capacitance

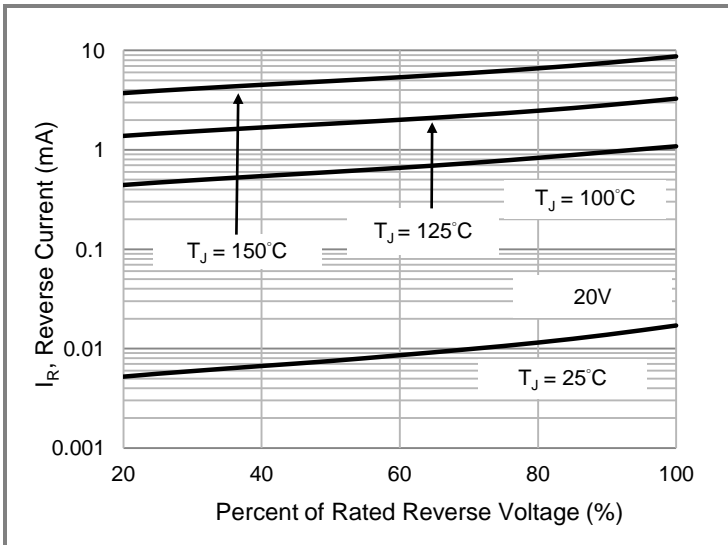


Fig.3 Typical Reverse Characteristics

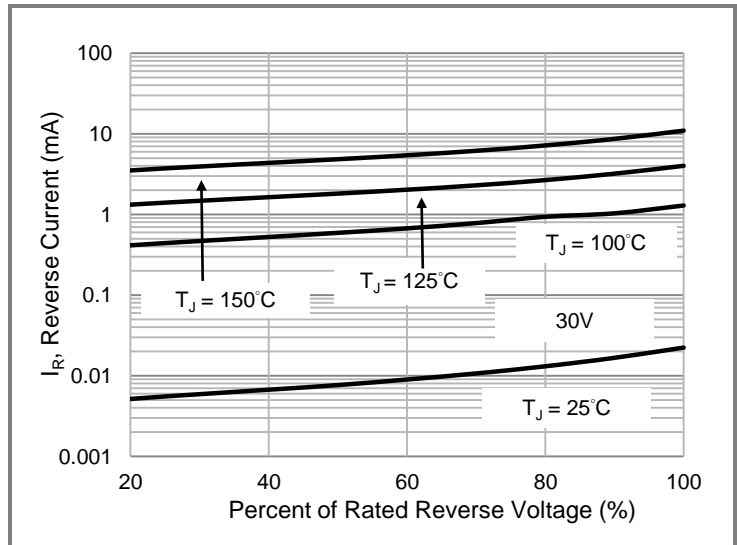


Fig.4 Typical Reverse Characteristics

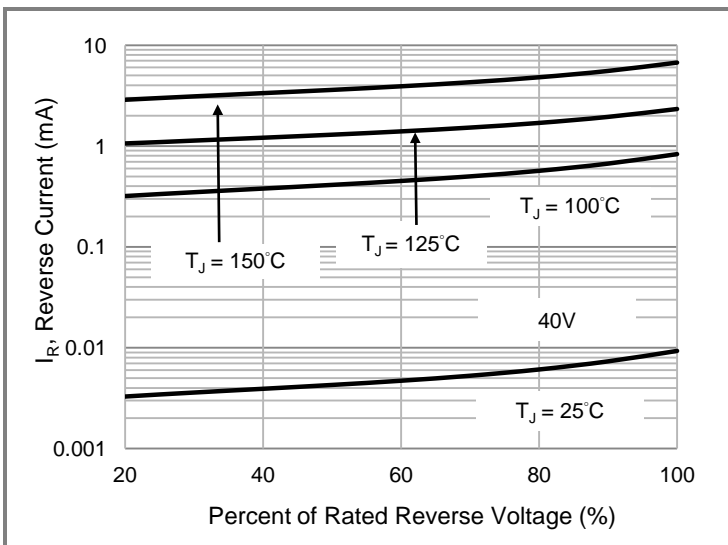


Fig.5 Typical Reverse Characteristics

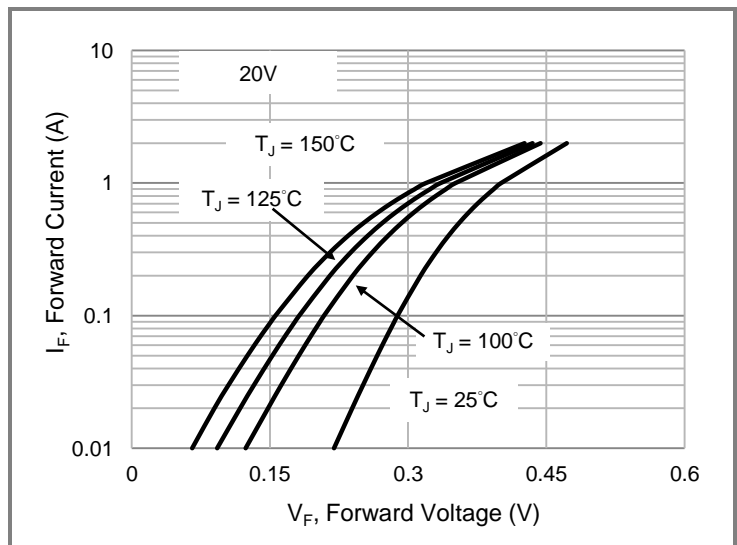


Fig.6 Typical Forward Characteristics



SBA120CH / SBA130CH / SBA140CH

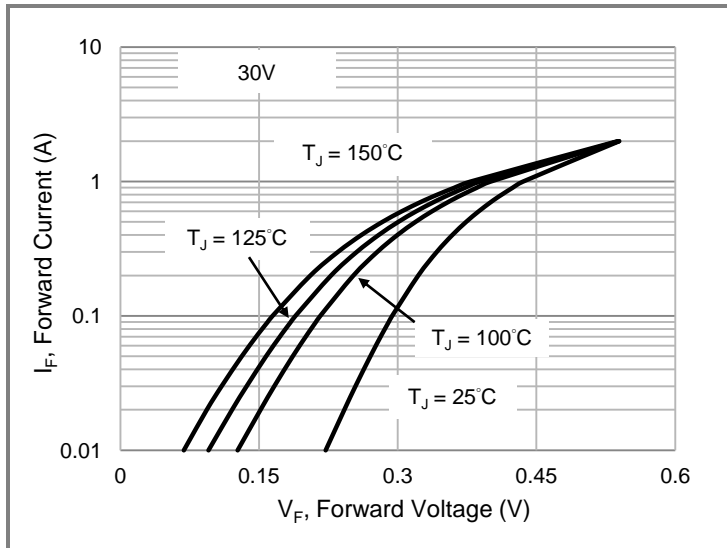


Fig.7 Typical Forward Characteristics

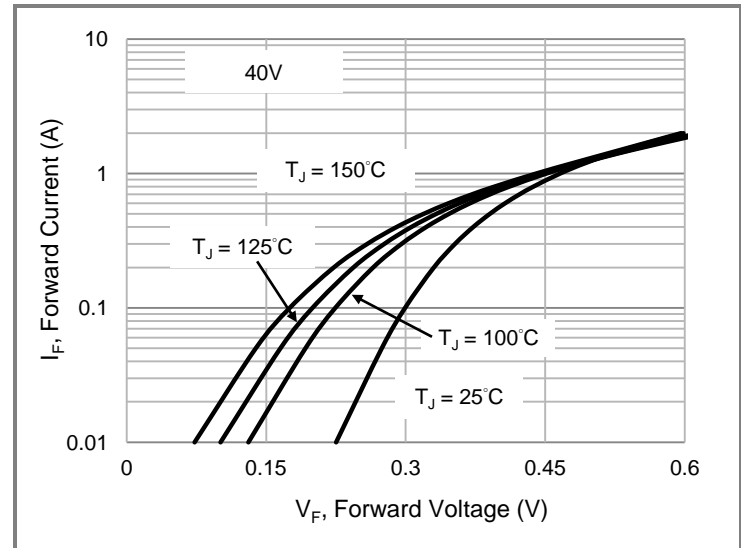


Fig.8 Typical Forward Characteristics

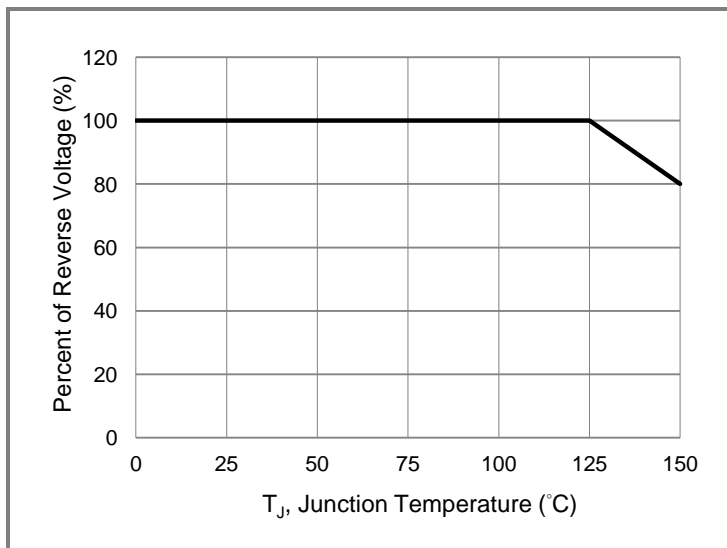


Fig.9 Operating Temperature Derating Curve

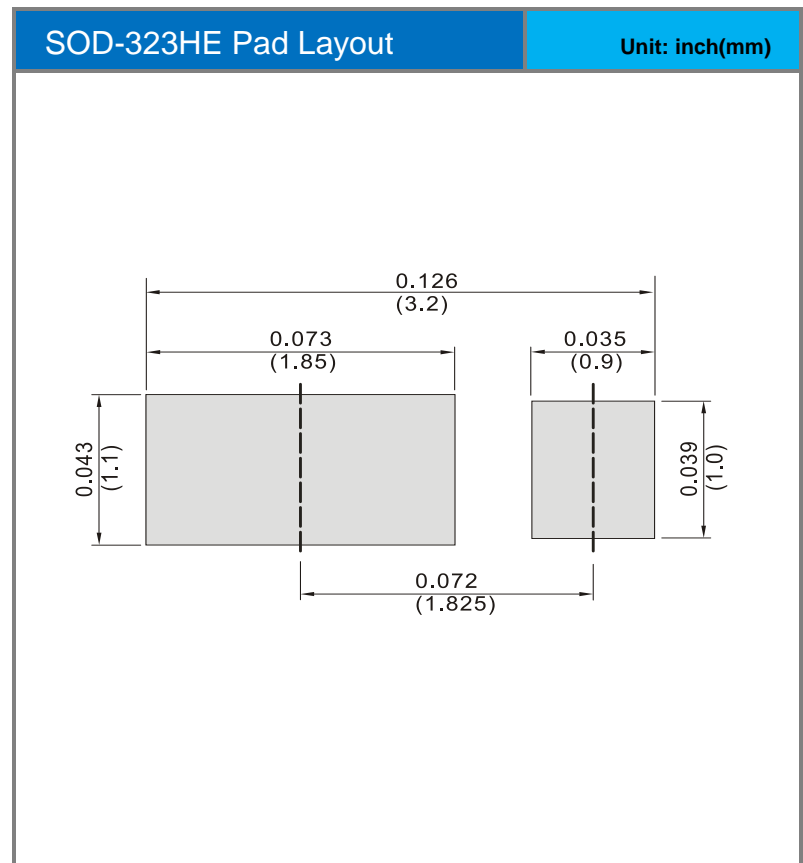
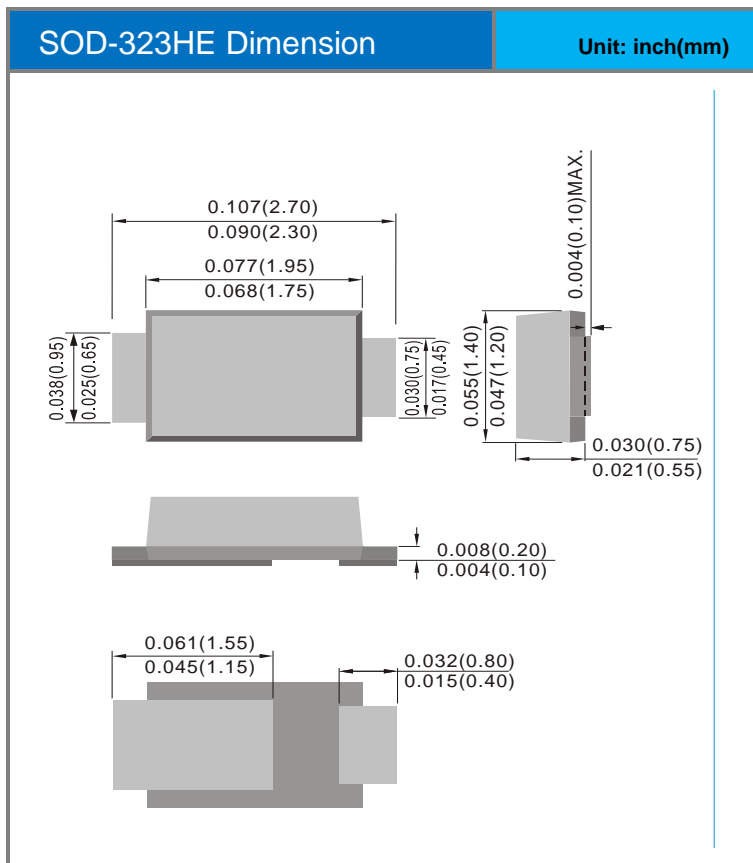


SBA120CH / SBA130CH / SBA140CH

Part No Packing Code Version

Part No Packing Code	Package Type	Packing Type	Marking	Version
SBA120CH_R1_00001	SOD-323HE	5K pcs / 7" reel	B7	Halogen free
SBA130CH_R1_00001	SOD-323HE	5K pcs / 7" reel	A7	Halogen free
SBA140CH_R1_00001	SOD-323HE	5K pcs / 7" reel	C7	Halogen free

Packaging Information & Mounting Pad Layout





SBA120CH / SBA130CH / SBA140CH

Disclaimer

- Reproducing and modifying information of the document is prohibited without permission from Panjit International Inc..
- Panjit International Inc. reserves the rights to make changes of the content herein the document anytime without notification. Please refer to our website for the latest document.
- Panjit International Inc. disclaims any and all liability arising out of the application or use of any product including damages incidentally and consequentially occurred.
- Panjit International Inc. does not assume any and all implied warranties, including warranties of fitness for particular purpose, non-infringement and merchantability.
- Applications shown on the herein document are examples of standard use and operation. Customers are responsible in comprehending the suitable use in particular applications. Panjit International Inc. makes no representation or warranty that such applications will be suitable for the specified use without further testing or modification.
- The products shown herein are not designed and authorized for equipments requiring high level of reliability or relating to human life and for any applications concerning life-saving or life-sustaining, such as medical instruments, transportation equipment, aerospace machinery et cetera. Customers using or selling these products for use in such applications do so at their own risk and agree to fully indemnify Panjit International Inc. for any damages resulting from such improper use or sale.
- Since Panjit uses lot number as the tracking base, please provide the lot number for tracking when complaining.

单击下面可查看定价，库存，交付和生命周期等信息

[>>Panjit\(强茂\)](#)